



NZ Metropolitan Trotting Club Inc Harness

Race 8: FAHEY FENCE HIRE (54th) NZ BREEDERS STAKES (MOBILE PACE) (Gr1) - 2600m

13 February 2026 - 8:05PM



Weather: Cloudy

Field Times	3:10.92	2:59.22	2:44.97	2:28.59	2:11.87	1:55.98	1:41.42	1:28.25
(Race Tempo)	(0:11.70)	(0:14.25)	(0:16.38)	(0:16.72)	(0:15.89)	(0:14.56)	(0:13.18)	(0:14.61)

Rank	TAB#	Horse	Overall Time	First 400m	Top Speed km/h (Section)	L2600	L2400	L2200	L2000	L1800	L1600	L1400	L1200
	(BAR#)	Driver	Margin (DT-W)	Last 600m	Fastest Section (Time)	Start - 2400	2400 - 2200	2200 - 2000	2000 - 1800	1800 - 1600	1600 - 1400	1400 - 1200	1200 - 1000
1	7	Debbie Lincoln	3:10.92	0:25.95	59.4 (2600 - 2400)	3:10.92	2:59.22 [1]	2:44.97 [1]	2:28.59 [1]	2:11.87 [1]	1:55.98 [1]	1:41.42 [1]	1:27.98 [2]
	(7)	K A Butt		0:42.57	2600 - 2400 (0:11.70)	(0:11.70)	(0:14.25)	(0:16.38)	(0:16.72)	(0:15.89)	(0:14.56)	(0:13.44)	(0:14.62)
2	14	Arafura	3:11.13	0:28.24	55.9 (1400-1200)	3:11.13	2:58.11 [11]	2:42.90 [10]	2:25.89 [11]	2:10.28 [10]	1:55.58 [6]	1:41.57 [2]	1:28.46 [1]
	(14)	B N Orange	1.2L (+16)	0:43.09	2600 - 2400 (0:13.02)	(0:13.02)	(0:15.22)	(0:17.00)	(0:15.61)	(0:14.71)	(0:14.00)	(0:13.12)	(0:14.61)
3	10	Mhai Surfer Girl	3:11.78	0:26.65	58.4 (2600 - 2400)	3:11.78	2:59.56 [6]	2:45.13 [4]	2:28.72 [3]	2:12.04 [4]	1:56.23 [5]	1:41.65 [5]	1:28.25 [6]
	(10)	M W White	5.0L (+2)	0:42.82	2600 - 2400 (0:12.22)	(0:12.22)	(0:14.43)	(0:16.41)	(0:16.68)	(0:15.82)	(0:14.57)	(0:13.40)	(0:14.62)
4	2	Beach Day	3:11.85	0:26.28	58.3 (2600 - 2400)	3:11.85	3:00.04 [2]	2:45.57 [2]	2:29.20 [2]	2:12.48 [2]	1:56.62 [3]	1:42.10 [3]	1:28.65 [4]
	(2)	M D Hurrell	5.5L (-3)	0:43.22	2600 - 2400 (0:11.81)	(0:11.81)	(0:14.47)	(0:16.37)	(0:16.72)	(0:15.86)	(0:14.53)	(0:13.44)	(0:14.65)
5	13	Ultimate Collect	3:12.17	0:27.77	55.4 (2600 - 2400)	3:12.17	2:59.34 [9]	2:44.41 [9]	2:28.59 [5]	2:12.12 [5]	1:56.33 [8]	1:41.73 [7]	1:28.27 [8]
	(13)	J W Cox	7.3L (+7)	0:42.91	2600 - 2400 (0:12.84)	(0:12.84)	(0:14.93)	(0:15.82)	(0:16.47)	(0:15.79)	(0:14.60)	(0:13.47)	(0:14.56)
6	5	General Jen	3:12.20	0:27.75	55.8 (2600 - 2400)	3:12.20	2:59.62 [8]	2:44.44 [8]	2:27.30 [10]	2:11.07 [11]	1:55.82 [11]	1:41.11 [11]	1:27.78 [11]
	(5)	Mark Purdon	7.5L (+29)	0:42.74	2600 - 2400 (0:12.58)	(0:12.58)	(0:15.17)	(0:17.15)	(0:16.23)	(0:15.24)	(0:14.71)	(0:13.33)	(0:14.43)
7	3	Winelight	3:12.41	0:26.84	58.5 (2600 - 2400)	3:12.41	3:00.54 [4]	2:45.57 [5]	2:28.72 [6]	2:12.35 [6]	1:56.62 [7]	1:41.91 [8]	1:28.63 [7]
	(3)	J C Morrison	8.7L (+27)	0:43.55	2600 - 2400 (0:11.87)	(0:11.87)	(0:14.97)	(0:16.85)	(0:16.38)	(0:15.73)	(0:14.70)	(0:13.28)	(0:14.43)
8	4	Francent	3:12.53	0:27.15	57.5 (2600 - 2400)	3:12.53	3:00.41 [5]	2:45.38 [6]	2:28.44 [7]	2:12.12 [7]	1:57.31 [2]	1:42.72 [4]	1:29.42 [3]
	(4)	S J Ottley	9.4L (+21)	0:44.23	2600 - 2400 (0:12.12)	(0:12.12)	(0:15.03)	(0:16.95)	(0:16.32)	(0:14.82)	(0:14.59)	(0:13.30)	(0:14.52)
9	16	Ruby Roe	3:12.69	0:29.21	54.7 (200-0)	3:12.69	2:59.30 [14]	2:43.47 [13]	2:26.32 [14]	2:10.82 [14]	1:55.21 [14]	1:40.38 [14]	1:26.48 [14]
	(16)	M J Williamson	10.4L (+24)	0:42.57	2600 - 2400 (0:13.39)	(0:13.39)	(0:15.82)	(0:17.15)	(0:15.50)	(0:15.62)	(0:14.83)	(0:13.89)	(0:13.99)
10	11	Misty Blue	3:12.98	0:27.46	57.1 (2600 - 2400)	3:12.98	3:00.50 [7]	2:45.52 [7]	2:28.61 [8]	2:12.27 [9]	1:56.89 [9]	1:42.20 [9]	1:28.90 [9]
	(11)	S J Tomlinson	12.1L (+26)	0:43.81	2600 - 2400 (0:12.48)	(0:12.48)	(0:14.98)	(0:16.92)	(0:16.34)	(0:15.37)	(0:14.69)	(0:13.30)	(0:14.44)

Scratched: Classie Linc (#1), Milou (#12)

Report Created: Fri 13 February 2026 (Note: Races are conducted over an approximate distance as close as possible to the advertised distance, and recorded data may vary accordingly)

[] Position in running at each section and finish TAB# Saddle cloth number
 :-:-- No data available at this section BAR# Barrier/Gate Position
 NA No data available DNF Did not finish

Fastest split
 Fastest section

NZ Metropolitan Trotting Club Inc Harness

Race 8: FAHEY FENCE HIRE (54th) NZ BREEDERS STAKES (MOBILE PACE) (Gr1) - 2600m

13 February 2026 - 8:05PM

Weather: Cloudy



Field Times (Race Tempo) 3:10.92 2:59.22 2:44.97 2:28.59 2:11.87 1:55.98 1:41.42 1:28.25
 (0:11.70) (0:14.25) (0:16.38) (0:16.72) (0:15.89) (0:14.56) (0:13.18) (0:14.61)

Rank	TAB#	Horse	Overall Time	First 400m	Top Speed km/h (Section)	L2600	L2400	L2200	L2000	L1800	L1600	L1400	L1200
	(BAR#)	Driver	Margin (DT-W)	Last 600m	Fastest Section (Time)	Start - 2400	2400 - 2200	2200 - 2000	2000 - 1800	1800 - 1600	1600 - 1400	1400 - 1200	1200 - 1000
11	9	Esmeralda	3:13.03	0:29.43	53.8 (1400-1200)	3:13.03	2:59.95 [12]	2:43.60 [14]	2:26.92 [13]	2:11.62 [12]	1:56.27 [12]	1:41.44 [12]	1:27.77 [12]
	(9)	G D O'Reilly	12.4L (+19)	0:42.96	2600 - 2400 (0:13.08)	(0:13.08)	(0:16.35)	(0:16.68)	(0:15.30)	(0:15.35)	(0:14.83)	(0:13.67)	(0:14.26)
12	6	Seaside Rose	3:13.09	0:26.55	58.6 (2600 - 2400)	3:13.09	3:01.24 [3]	2:46.54 [3]	2:29.73 [4]	2:13.35 [3]	1:57.59 [4]	1:42.90 [6]	1:29.60 [5]
	(6)	T M Williams	12.8L (+23)	0:44.51	2600 - 2400 (0:11.85)	(0:11.85)	(0:14.70)	(0:16.81)	(0:16.38)	(0:15.76)	(0:14.70)	(0:13.29)	(0:14.45)
13	8	Diamonds Are Forever	3:16.41	0:28.69	54.0 (2600 - 2400)	3:16.41	3:03.53 [10]	2:47.71 [12]	2:30.68 [12]	2:14.90 [13]	1:59.27 [13]	1:44.47 [13]	1:30.73 [13]
	(8)	John R Dunn	32.3L (+30)	0:46.64	2600 - 2400 (0:12.88)	(0:12.88)	(0:15.81)	(0:17.03)	(0:15.78)	(0:15.63)	(0:14.79)	(0:13.74)	(0:14.02)
14	15	Dynasty	3:24.67	0:28.44	54.5 (1400-1200)	3:24.67	3:11.48 [13]	2:56.24 [11]	2:40.20 [9]	2:24.09 [8]	2:08.46 [10]	1:53.80 [10]	1:40.32 [10]
	(15)	R J Butt	80.8L (+9)	0:55.08	2600 - 2400 (0:13.20)	(0:13.20)	(0:15.24)	(0:16.04)	(0:16.11)	(0:15.62)	(0:14.66)	(0:13.48)	(0:14.47)

Scratched: Classie Linc (#1), Milou (#12)

DNT Did not track
 Horse/Jockey Name
 DT-W Distance travelled compared to winner in metres
 Debbie Lincoln/K A Butt

NZ Metropolitan Trotting Club Inc Harness

Race 8: FAHEY FENCE HIRE (54th) NZ BREEDERS STAKES
 (MOBILE PACE) (Gr1) - 2600m

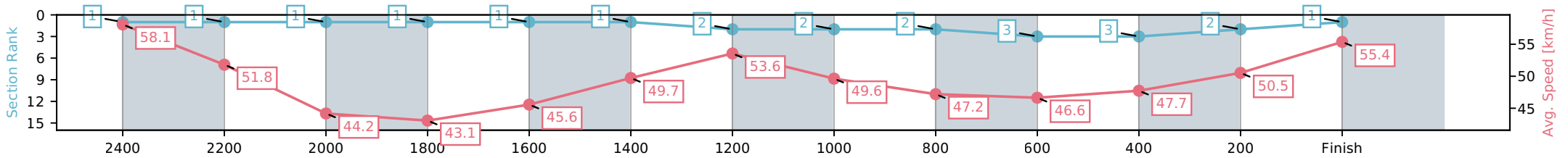


13 February 2026 - 8:05PM

Weather: Cloudy

Finish Rank	1
Fastest Section Time (Section)	0:11.70 (2600 - 2400)
Top Speed [km/h] (Section)	59.4 (2600 - 2400)
Race State	Finished

Section	L2600	L2400	L2200	L2000	L1800	L1600	L1400	L1200	L1000	L800	L600	L400	L200
Section Times	3:10.92 (0:11.70)	2:59.22 [1] (0:14.25)	2:44.97 [1] (0:16.38)	2:28.59 [1] (0:16.72)	2:11.87 [1] (0:15.89)	1:55.98 [1] (0:14.56)	1:41.42 [2] (0:13.44)	1:27.98 [2] (0:14.62)	1:13.36 [2] (0:15.34)	0:58.02 [3] (0:15.44)	0:42.58 [3] (0:15.21)	0:27.36 [2] (0:14.34)	0:13.02 [1] (0:13.02)
Average Speed [km/h]	58.1	51.8	44.2	43.1	45.6	49.7	53.6	49.6	47.2	46.6	47.7	50.5	55.4
Top Speed [km/h]	59.4	58.6	46.3	44.0	48.4	52.3	54.2	52.3	48.4	47.0	48.8	53.6	56.5
Avg. Dist. to Rail [m]	11.4	3.5	0.8	0.8	0.9	0.9	2.9	1.1	0.9	1.3	1.3	1.1	2.2



[] Ranking at each section and finish
 -:-:- No data available at this section
 NA No data available

Horse/Jockey Name	Arafura/B N Orange
Finish Rank	2
Fastest Section Time (Section)	0:13.02 (2600 - 2400)
Top Speed [km/h] (Section)	55.9 (1400-1200)
Race State	Finished



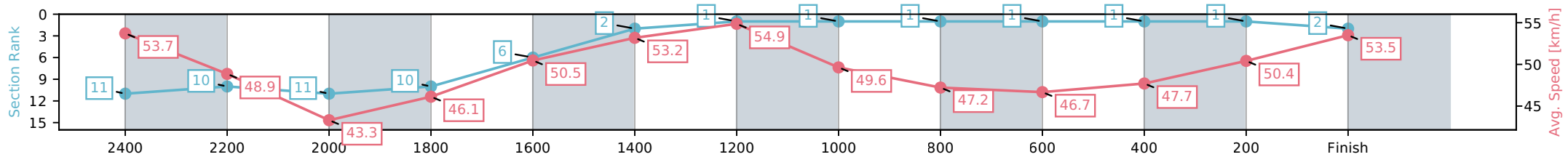
NZ Metropolitan Trotting Club Inc Harness
 Race 8: FAHEY FENCE HIRE (54th) NZ BREEDERS STAKES
 (MOBILE PACE) (Gr1) - 2600m



13 February 2026 - 8:05PM

Weather: Cloudy

Section	L2600	L2400	L2200	L2000	L1800	L1600	L1400	L1200	L1000	L800	L600	L400	L200
Section Times	3:11.13 (0:13.02)	2:58.11 [10] (0:15.22)	2:42.90 [11] (0:17.00)	2:25.89 [10] (0:15.61)	2:10.28 [6] (0:14.71)	1:55.58 [2] (0:14.00)	1:41.57 [1] (0:13.12)	1:28.46 [1] (0:14.61)	1:13.84 [1] (0:15.33)	0:58.52 [1] (0:15.43)	0:43.09 [1] (0:15.24)	0:27.85 [1] (0:14.38)	0:13.47 [2] (0:13.47)
Average Speed [km/h]	53.7	48.9	43.3	46.1	50.5	53.2	54.9	49.6	47.2	46.7	47.7	50.4	53.5
Top Speed [km/h]	54.7	51.9	47.3	47.7	51.5	55.3	55.9	52.3	48.6	47.2	48.8	52.8	54.0
Avg. Dist. to Rail [m]	9.3	4.3	3.0	4.2	4.7	4.3	4.0	0.9	0.8	1.3	1.4	1.3	3.7



- [] Ranking at each section and finish
- :-:- No data available at this section
- NA No data available

Horse/Jockey Name	Mhai Surfer Girl/M W White
Finish Rank	3
Fastest Section Time (Section)	0:12.22 (2600 - 2400)
Top Speed [km/h] (Section)	58.4 (2600 - 2400)
Race State	Finished



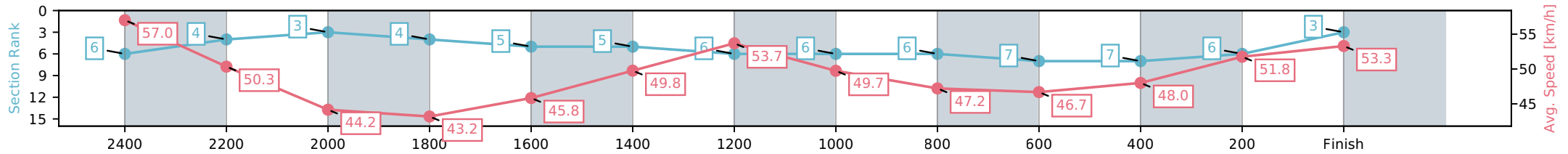
NZ Metropolitan Trotting Club Inc Harness
 Race 8: FAHEY FENCE HIRE (54th) NZ BREEDERS STAKES
 (MOBILE PACE) (Gr1) - 2600m



13 February 2026 - 8:05PM

Weather: Cloudy

Section	L2600	L2400	L2200	L2000	L1800	L1600	L1400	L1200	L1000	L800	L600	L400	L200
Section Times	3:11.78 (0:12.22)	2:59.56 [4] (0:14.43)	2:45.13 [3] (0:16.41)	2:28.72 [4] (0:16.68)	2:12.04 [5] (0:15.82)	1:56.23 [5] (0:14.57)	1:41.65 [6] (0:13.40)	1:28.25 [6] (0:14.62)	1:13.62 [6] (0:15.37)	0:58.25 [7] (0:15.42)	0:42.83 [7] (0:15.15)	0:27.68 [6] (0:14.14)	0:13.53 [3] (0:13.53)
Average Speed [km/h]	57.0	50.3	44.2	43.2	45.8	49.8	53.7	49.7	47.2	46.7	48.0	51.8	53.3
Top Speed [km/h]	58.4	57.5	46.9	44.2	48.7	52.2	54.2	52.8	49.1	47.7	50.8	52.3	54.5
Avg. Dist. to Rail [m]	4.1	1.3	0.9	1.0	1.1	1.1	3.0	1.4	1.1	1.5	1.5	2.7	5.3



- [] Ranking at each section and finish
- :-:- No data available at this section
- NA No data available

Horse/Jockey Name	Beach Day/M D Hurrell
Finish Rank	4
Fastest Section Time (Section)	0:11.81 (2600 - 2400)
Top Speed [km/h] (Section)	58.3 (2600 - 2400)
Race State	Finished



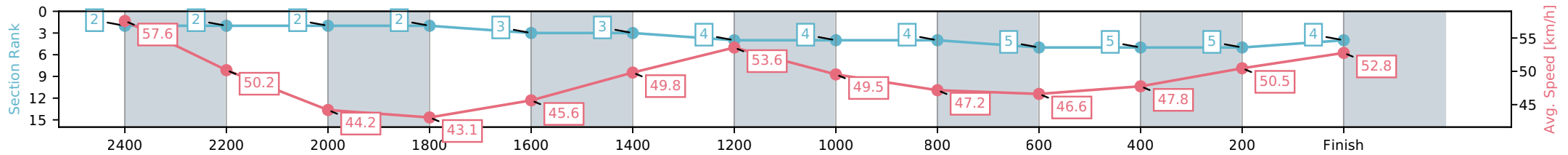
NZ Metropolitan Trotting Club Inc Harness
 Race 8: FAHEY FENCE HIRE (54th) NZ BREEDERS STAKES
 (MOBILE PACE) (Gr1) - 2600m



13 February 2026 - 8:05PM

Weather: Cloudy

Section	L2600	L2400	L2200	L2000	L1800	L1600	L1400	L1200	L1000	L800	L600	L400	L200
Section Times	3:11.85 (0:11.81)	3:00.04 [2] (0:14.47)	2:45.57 [2] (0:16.37)	2:29.20 [2] (0:16.72)	2:12.48 [3] (0:15.86)	1:56.62 [3] (0:14.53)	1:42.10 [4] (0:13.44)	1:28.65 [4] (0:14.65)	1:14.00 [4] (0:15.35)	0:58.66 [5] (0:15.44)	0:43.21 [5] (0:15.20)	0:28.02 [5] (0:14.37)	0:13.65 [4] (0:13.65)
Average Speed [km/h]	57.6	50.2	44.2	43.1	45.6	49.8	53.6	49.5	47.2	46.6	47.8	50.5	52.8
Top Speed [km/h]	58.3	57.5	46.9	44.4	48.5	52.7	54.2	52.4	48.5	47.0	48.8	52.6	54.6
Avg. Dist. to Rail [m]	3.6	1.1	0.8	0.9	0.9	0.9	3.0	1.0	0.8	1.3	1.2	1.1	3.7



- [] Ranking at each section and finish
- :-:- No data available at this section
- NA No data available

Horse/Jockey Name	Ultimate Collect/J W Cox
Finish Rank	5
Fastest Section Time (Section)	0:12.84 (2600 - 2400)
Top Speed [km/h] (Section)	55.4 (2600 - 2400)
Race State	Finished



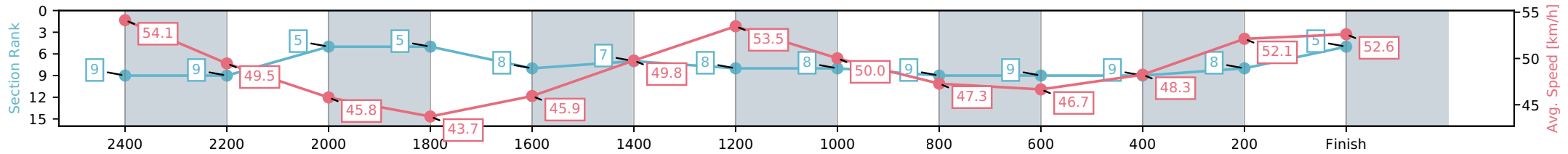
NZ Metropolitan Trotting Club Inc Harness
 Race 8: FAHEY FENCE HIRE (54th) NZ BREEDERS STAKES
 (MOBILE PACE) (Gr1) - 2600m



13 February 2026 - 8:05PM

Weather: Cloudy

Section	L2600	L2400	L2200	L2000	L1800	L1600	L1400	L1200	L1000	L800	L600	L400	L200
Section Times	3:12.17 (0:12.84)	2:59.34 [9] (0:14.93)	2:44.41 [5] (0:15.82)	2:28.59 [5] (0:16.47)	2:12.12 [8] (0:15.79)	1:56.33 [7] (0:14.60)	1:41.73 [8] (0:13.47)	1:28.27 [8] (0:14.56)	1:13.70 [9] (0:15.37)	0:58.34 [9] (0:15.43)	0:42.91 [9] (0:15.13)	0:27.78 [8] (0:14.07)	0:13.71 [5] (0:13.71)
Average Speed [km/h]	54.1	49.5	45.8	43.7	45.9	49.8	53.5	50.0	47.3	46.7	48.3	52.1	52.6
Top Speed [km/h]	55.4	51.8	48.5	45.3	48.8	52.0	53.8	53.3	49.4	47.8	49.9	53.1	53.2
Avg. Dist. to Rail [m]	7.7	3.4	0.9	1.1	1.2	1.4	3.4	1.5	1.2	1.6	1.9	3.5	10.3



- [] Ranking at each section and finish
- :-:- No data available at this section
- NA No data available

Horse/Jockey Name	General Jen/Mark Purdon
Finish Rank	6
Fastest Section Time (Section)	0:12.58 (2600 - 2400)
Top Speed [km/h] (Section)	55.8 (2600 - 2400)
Race State	Finished



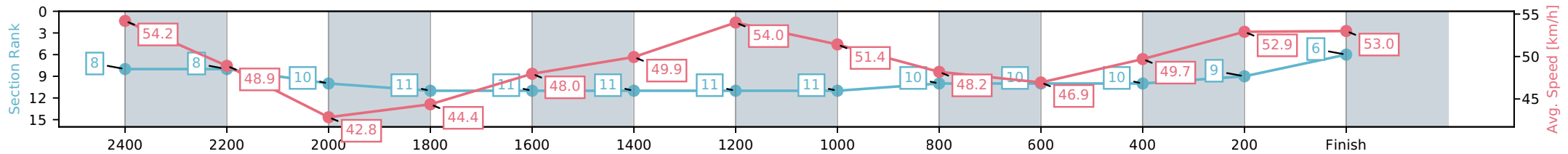
NZ Metropolitan Trotting Club Inc Harness
 Race 8: FAHEY FENCE HIRE (54th) NZ BREEDERS STAKES
 (MOBILE PACE) (Gr1) - 2600m



13 February 2026 - 8:05PM

Weather: Cloudy

Section	L2600	L2400	L2200	L2000	L1800	L1600	L1400	L1200	L1000	L800	L600	L400	L200
Section Times	3:12.20 (0:12.58)	2:59.62 [8] (0:15.17)	2:44.44 [10] (0:17.15)	2:27.30 [11] (0:16.23)	2:11.07 [11] (0:15.24)	1:55.82 [11] (0:14.71)	1:41.11 [11] (0:13.33)	1:27.78 [11] (0:14.43)	1:13.35 [10] (0:15.27)	0:58.08 [10] (0:15.34)	0:42.74 [10] (0:14.95)	0:27.79 [9] (0:14.18)	0:13.61 [6] (0:13.61)
Average Speed [km/h]	54.2	48.9	42.8	44.4	48.0	49.9	54.0	51.4	48.2	46.9	49.7	52.9	53.0
Top Speed [km/h]	55.8	52.2	45.3	45.5	48.9	51.1	55.1	54.5	50.8	47.8	53.2	53.2	53.8
Avg. Dist. to Rail [m]	8.2	4.0	2.8	2.8	2.5	2.9	5.2	3.6	3.0	3.3	4.2	6.6	12.3



- [] Ranking at each section and finish
- :-:- No data available at this section
- NA No data available

Horse/Jockey Name	Winelight/J C Morrison
Finish Rank	7
Fastest Section Time (Section)	0:11.87 (2600 - 2400)
Top Speed [km/h] (Section)	58.5 (2600 - 2400)
Race State	Finished



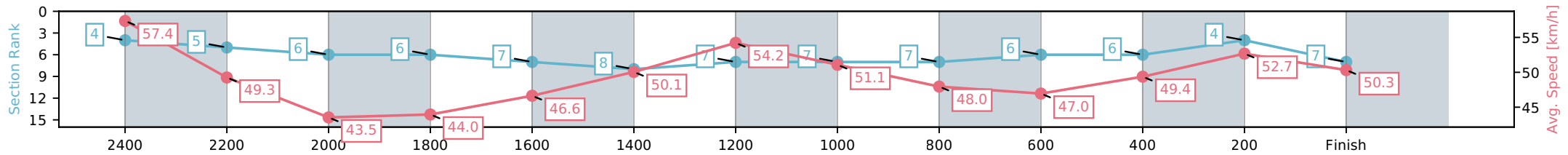
NZ Metropolitan Trotting Club Inc Harness
 Race 8: FAHEY FENCE HIRE (54th) NZ BREEDERS STAKES
 (MOBILE PACE) (Gr1) - 2600m



13 February 2026 - 8:05PM

Weather: Cloudy

Section	L2600	L2400	L2200	L2000	L1800	L1600	L1400	L1200	L1000	L800	L600	L400	L200
Section Times	3:12.41 (0:11.87)	3:00.54 [5] (0:14.97)	2:45.57 [6] (0:16.85)	2:28.72 [6] (0:16.38)	2:12.35 [7] (0:15.73)	1:56.62 [8] (0:14.70)	1:41.91 [7] (0:13.28)	1:28.63 [7] (0:14.43)	1:14.20 [7] (0:15.33)	0:58.87 [6] (0:15.33)	0:43.54 [6] (0:15.07)	0:28.48 [4] (0:14.17)	0:14.31 [7] (0:14.31)
Average Speed [km/h]	57.4	49.3	43.5	44.0	46.6	50.1	54.2	51.1	48.0	47.0	49.4	52.7	50.3
Top Speed [km/h]	58.5	55.1	45.7	44.4	49.2	52.2	54.8	54.0	50.2	47.5	51.7	53.5	52.8
Avg. Dist. to Rail [m]	5.5	3.1	2.5	3.2	2.9	3.0	5.5	3.0	2.7	3.2	4.2	5.4	8.4



- [] Ranking at each section and finish
- :-:- No data available at this section
- NA No data available

Horse/Jockey Name	Francent/S J Ottley
Finish Rank	8
Fastest Section Time (Section)	0:12.12 (2600 - 2400)
Top Speed [km/h] (Section)	57.5 (2600 - 2400)
Race State	Finished



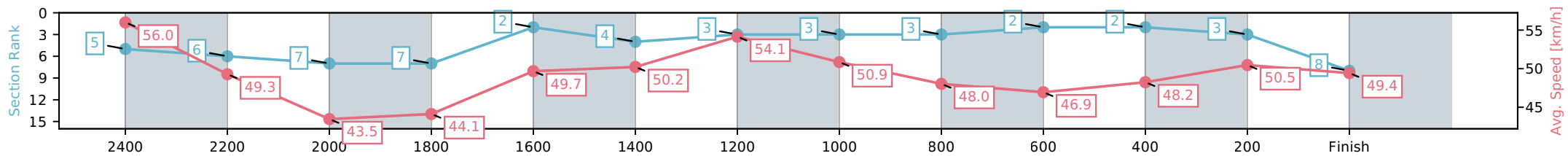
NZ Metropolitan Trotting Club Inc Harness
 Race 8: FAHEY FENCE HIRE (54th) NZ BREEDERS STAKES
 (MOBILE PACE) (Gr1) - 2600m



13 February 2026 - 8:05PM

Weather: Cloudy

Section	L2600	L2400	L2200	L2000	L1800	L1600	L1400	L1200	L1000	L800	L600	L400	L200
Section Times	3:12.53 (0:12.12)	3:00.41 [6] (0:15.03)	2:45.38 [7] (0:16.95)	2:28.44 [7] (0:16.32)	2:12.12 [2] (0:14.82)	1:57.31 [4] (0:14.59)	1:42.72 [3] (0:13.30)	1:29.42 [3] (0:14.52)	1:14.90 [3] (0:15.31)	0:59.58 [2] (0:15.34)	0:44.24 [2] (0:15.17)	0:29.07 [3] (0:14.48)	0:14.58 [8] (0:14.58)
Average Speed [km/h]	56.0	49.3	43.5	44.1	49.7	50.2	54.1	50.9	48.0	46.9	48.2	50.5	49.4
Top Speed [km/h]	57.5	54.7	45.7	45.4	51.1	53.1	54.4	53.7	49.8	47.1	49.4	51.5	51.6
Avg. Dist. to Rail [m]	7.0	3.5	3.2	3.7	3.9	2.4	5.0	3.2	2.9	2.7	2.5	2.5	6.1



- [] Ranking at each section and finish
- :-:- No data available at this section
- NA No data available

Horse/Jockey Name	Ruby Roe/M J Williamson
Finish Rank	9
Fastest Section Time (Section)	0:13.39 (2600 - 2400)
Top Speed [km/h] (Section)	54.7 (200-0)
Race State	Finished



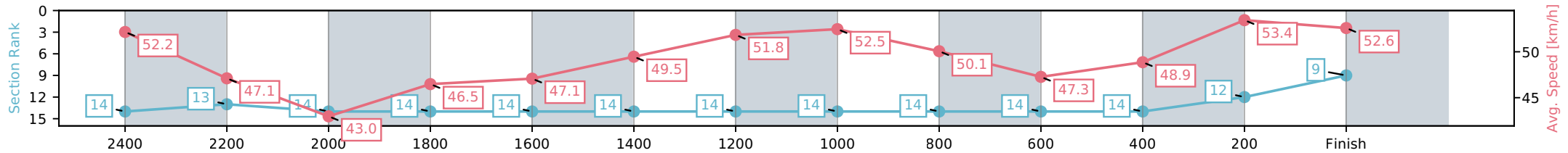
NZ Metropolitan Trotting Club Inc Harness
 Race 8: FAHEY FENCE HIRE (54th) NZ BREEDERS STAKES
 (MOBILE PACE) (Gr1) - 2600m



13 February 2026 - 8:05PM

Weather: Cloudy

Section	L2600	L2400	L2200	L2000	L1800	L1600	L1400	L1200	L1000	L800	L600	L400	L200
Section Times	3:12.69 (0:13.39)	2:59.30 [13] (0:15.82)	2:43.47 [14] (0:17.15)	2:26.32 [14] (0:15.50)	2:10.82 [14] (0:15.62)	1:55.21 [14] (0:14.83)	1:40.38 [14] (0:13.89)	1:26.48 [14] (0:13.99)	1:12.50 [14] (0:14.69)	0:57.80 [14] (0:15.23)	0:42.57 [14] (0:15.15)	0:27.42 [12] (0:13.73)	0:13.69 [9] (0:13.69)
Average Speed [km/h]	52.2	47.1	43.0	46.5	47.1	49.5	51.8	52.5	50.1	47.3	48.9	53.4	52.6
Top Speed [km/h]	53.2	50.2	47.3	48.0	49.0	51.2	52.3	52.9	52.8	48.5	52.4	54.7	54.7
Avg. Dist. to Rail [m]	12.5	5.0	2.9	4.3	3.4	2.7	5.3	2.5	2.9	3.7	4.0	3.1	8.9



- [] Ranking at each section and finish
- :-:- No data available at this section
- NA No data available

Horse/Jockey Name	Misty Blue/S J Tomlinson
Finish Rank	10
Fastest Section Time (Section)	0:12.48 (2600 - 2400)
Top Speed [km/h] (Section)	57.1 (2600 - 2400)
Race State	Finished



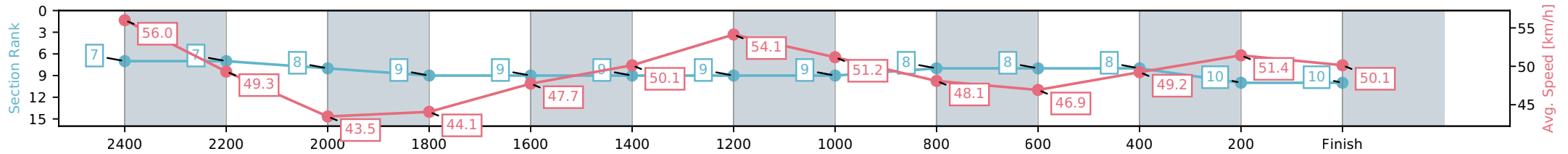
NZ Metropolitan Trotting Club Inc Harness
 Race 8: FAHEY FENCE HIRE (54th) NZ BREEDERS STAKES
 (MOBILE PACE) (Gr1) - 2600m



13 February 2026 - 8:05PM

Weather: Cloudy

Section	L2600	L2400	L2200	L2000	L1800	L1600	L1400	L1200	L1000	L800	L600	L400	L200
Section Times	3:12.98 (0:12.48)	3:00.50 [7] (0:14.98)	2:45.52 [8] (0:16.92)	2:28.61 [9] (0:16.34)	2:12.27 [9] (0:15.37)	1:56.89 [9] (0:14.69)	1:42.20 [9] (0:13.30)	1:28.90 [9] (0:14.44)	1:14.46 [8] (0:15.30)	0:59.16 [8] (0:15.34)	0:43.82 [8] (0:15.02)	0:28.80 [10] (0:14.45)	0:14.34 [10] (0:14.34)
Average Speed [km/h]	56.0	49.3	43.5	44.1	47.7	50.1	54.1	51.2	48.1	46.9	49.2	51.4	50.1
Top Speed [km/h]	57.1	54.9	45.8	45.6	49.6	52.0	54.6	53.8	50.6	47.8	51.5	52.1	51.9
Avg. Dist. to Rail [m]	5.9	3.3	2.9	3.5	3.0	3.1	5.6	3.3	2.9	3.3	3.6	5.3	11.4



- [] Ranking at each section and finish
- :-:- No data available at this section
- NA No data available

Horse/Jockey Name	Esmeralda/G D O'Reilly
Finish Rank	11
Fastest Section Time (Section)	0:13.08 (2600 - 2400)
Top Speed [km/h] (Section)	53.8 (1400-1200)
Race State	Finished



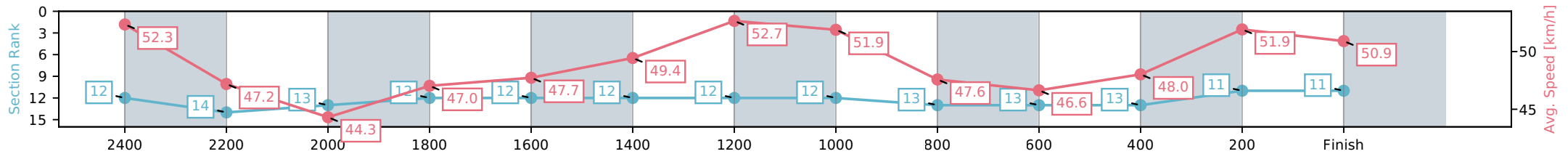
NZ Metropolitan Trotting Club Inc Harness
 Race 8: FAHEY FENCE HIRE (54th) NZ BREEDERS STAKES
 (MOBILE PACE) (Gr1) - 2600m



13 February 2026 - 8:05PM

Weather: Cloudy

Section	L2600	L2400	L2200	L2000	L1800	L1600	L1400	L1200	L1000	L800	L600	L400	L200
Section Times	3:13.03 (0:13.08)	2:59.95 [14] (0:16.35)	2:43.60 [13] (0:16.68)	2:26.92 [12] (0:15.30)	2:11.62 [12] (0:15.35)	1:56.27 [12] (0:14.83)	1:41.44 [12] (0:13.67)	1:27.77 [12] (0:14.26)	1:13.51 [13] (0:15.11)	0:58.40 [13] (0:15.44)	0:42.96 [13] (0:14.97)	0:27.99 [11] (0:13.91)	0:14.08 [11] (0:14.08)
Average Speed [km/h]	52.3	47.2	44.3	47.0	47.7	49.4	52.7	51.9	47.6	46.6	48.0	51.9	50.9
Top Speed [km/h]	53.4	50.7	47.4	47.9	49.4	51.2	53.8	53.7	49.7	47.4	50.5	53.1	53.2
Avg. Dist. to Rail [m]	17.5	9.2	3.6	3.0	3.0	2.8	7.5	3.3	1.5	0.9	0.5	1.5	4.8



- [] Ranking at each section and finish
- :-:- No data available at this section
- NA No data available

Horse/Jockey Name	Seaside Rose/T M Williams
Finish Rank	12
Fastest Section Time (Section)	0:11.85 (2600 - 2400)
Top Speed [km/h] (Section)	58.6 (2600 - 2400)
Race State	Finished



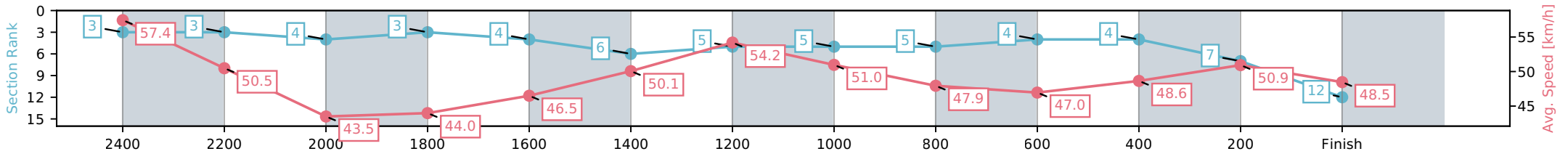
NZ Metropolitan Trotting Club Inc Harness
 Race 8: FAHEY FENCE HIRE (54th) NZ BREEDERS STAKES
 (MOBILE PACE) (Gr1) - 2600m



13 February 2026 - 8:05PM

Weather: Cloudy

Section	L2600	L2400	L2200	L2000	L1800	L1600	L1400	L1200	L1000	L800	L600	L400	L200
Section Times	3:13.09 (0:11.85)	3:01.24 [3] (0:14.70)	2:46.54 [4] (0:16.81)	2:29.73 [3] (0:16.38)	2:13.35 [4] (0:15.76)	1:57.59 [6] (0:14.70)	1:42.90 [5] (0:13.29)	1:29.60 [5] (0:14.45)	1:15.16 [5] (0:15.31)	0:59.85 [4] (0:15.34)	0:44.51 [4] (0:15.17)	0:29.34 [7] (0:14.50)	0:14.84 [12] (0:14.84)
Average Speed [km/h]	57.4	50.5	43.5	44.0	46.5	50.1	54.2	51.0	47.9	47.0	48.6	50.9	48.5
Top Speed [km/h]	58.6	56.8	45.6	44.6	49.1	52.5	54.6	53.8	49.9	47.5	50.5	51.2	50.6
Avg. Dist. to Rail [m]	9.6	4.0	2.3	3.0	2.8	3.0	5.6	2.8	2.7	3.2	3.4	4.0	6.8



- [] Ranking at each section and finish
- :-:- No data available at this section
- NA No data available

Horse/Jockey Name	Diamonds Are Forever/John R Dunn
Finish Rank	13
Fastest Section Time (Section)	0:12.88 (2600 - 2400)
Top Speed [km/h] (Section)	54.0 (2600 - 2400)
Race State	Finished



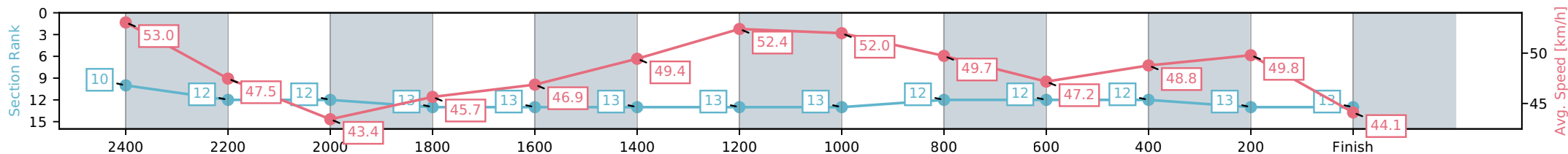
NZ Metropolitan Trotting Club Inc Harness
 Race 8: FAHEY FENCE HIRE (54th) NZ BREEDERS STAKES
 (MOBILE PACE) (Gr1) - 2600m



13 February 2026 - 8:05PM

Weather: Cloudy

Section	L2600	L2400	L2200	L2000	L1800	L1600	L1400	L1200	L1000	L800	L600	L400	L200
Section Times	3:16.41 (0:12.88)	3:03.53 [12] (0:15.81)	2:47.71 [12] (0:17.03)	2:30.68 [13] (0:15.78)	2:14.90 [13] (0:15.63)	1:59.27 [13] (0:14.79)	1:44.47 [13] (0:13.74)	1:30.73 [13] (0:14.02)	1:16.71 [12] (0:14.81)	1:01.90 [12] (0:15.26)	0:46.64 [12] (0:15.24)	0:31.40 [13] (0:15.14)	0:16.26 [13] (0:16.26)
Average Speed [km/h]	53.0	47.5	43.4	45.7	46.9	49.4	52.4	52.0	49.7	47.2	48.8	49.8	44.1
Top Speed [km/h]	54.0	51.6	48.1	46.8	48.6	51.8	53.4	53.8	52.4	48.4	51.1	51.1	48.2
Avg. Dist. to Rail [m]	12.7	5.6	3.6	3.7	3.0	2.3	5.4	1.6	3.0	3.4	4.3	7.1	11.0



- [] Ranking at each section and finish
- :-:- No data available at this section
- NA No data available

Horse/Jockey Name	Dynasty/R J Butt
Finish Rank	14
Fastest Section Time (Section)	0:13.20 (2600 - 2400)
Top Speed [km/h] (Section)	54.5 (1400-1200)
Race State	Finished



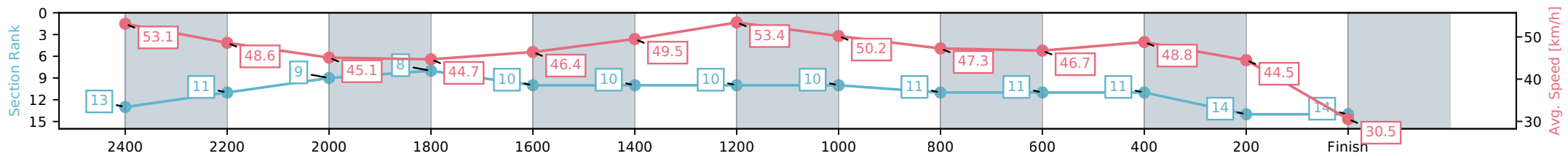
NZ Metropolitan Trotting Club Inc Harness
 Race 8: FAHEY FENCE HIRE (54th) NZ BREEDERS STAKES
 (MOBILE PACE) (Gr1) - 2600m



13 February 2026 - 8:05PM

Weather: Cloudy

Section	L2600	L2400	L2200	L2000	L1800	L1600	L1400	L1200	L1000	L800	L600	L400	L200
Section Times	3:24.67 (0:13.20)	3:11.48 [11] (0:15.24)	2:56.24 [9] (0:16.04)	2:40.20 [8] (0:16.11)	2:24.09 [10] (0:15.62)	2:08.46 [10] (0:14.66)	1:53.80 [10] (0:13.48)	1:40.32 [10] (0:14.47)	1:25.85 [11] (0:15.36)	1:10.49 [11] (0:15.40)	0:55.09 [11] (0:15.03)	0:40.06 [14] (0:16.66)	0:23.39 [14] (0:23.39)
Average Speed [km/h]	53.1	48.6	45.1	44.7	46.4	49.5	53.4	50.2	47.3	46.7	48.8	44.5	30.5
Top Speed [km/h]	54.0	51.5	48.3	45.5	48.8	51.2	54.5	53.8	49.7	47.6	51.5	50.3	38.0
Avg. Dist. to Rail [m]	10.8	4.1	0.7	0.9	1.1	1.2	3.1	1.2	1.2	1.6	2.5	4.4	6.5



- [] Ranking at each section and finish
- :-:- No data available at this section
- NA No data available