



NZ Metropolitan Trotting Club Inc Harness
 Race 9: MAJESTIC HORSE FLOATS HANDICAP TROT - 2600m
 13 February 2026 - 8:39PM



Weather: Cloudy

Field Times (Race Tempo) 3:22.49 (0:16.48) 3:06.00 (0:14.77) 2:51.24 (0:15.93) 2:35.31 (0:15.88) 2:19.42 (0:16.63) 2:02.79 (0:16.36) 1:46.43 (0:15.65) 1:30.78 (0:15.48)

Rank	TAB#	Horse	Overall Time	First 400m	Top Speed km/h (Section)	L2600	L2400	L2200	L2000	L1800	L1600	L1400	L1200
	(BAR#)	Driver	Margin (DT-W)	Last 600m	Fastest Section (Time)	Start - 2400	2400 - 2200	2200 - 2000	2000 - 1800	1800 - 1600	1600 - 1400	1400 - 1200	1200 - 1000
1	15	Helloveamoment	3:22.49	0:33.98	51.5 (200-0)	3:22.49	3:03.81 [10]	2:48.52 [10]	2:33.12 [10]	2:17.60 [10]	2:01.28 [9]	1:45.18 [8]	1:30.13 [6]
	(1)	S J Thornley		0:44.42	200-0 (0:14.08)	(0:18.68)	(0:15.30)	(0:15.40)	(0:15.52)	(0:16.31)	(0:16.10)	(0:15.05)	(0:14.82)
2	8	Rock Lobster	3:22.53	0:31.25	53.7 (400-200)	3:22.53	3:06.04 [1]	2:51.28 [1]	2:35.34 [1]	2:19.14 [2]	2:02.53 [2]	1:46.18 [3]	1:30.54 [3]
	(U1)	John R Dunn	0.3L (-15)	0:44.23	400-200 (0:14.03)	(0:16.48)	(0:14.77)	(0:15.93)	(0:16.20)	(0:16.61)	(0:16.35)	(0:15.64)	(0:15.49)
3	10	Dreams Pat	3:22.53	0:34.42	52.8 (1400-1200)	3:22.53	3:03.65 [11]	2:48.11 [12]	2:31.38 [13]	2:16.36 [13]	2:00.29 [13]	1:44.25 [14]	1:29.95 [8]
	(1)	R D Holmes	0.3L (+6)	0:44.81	1400-1200 (0:14.30)	(0:18.88)	(0:15.54)	(0:16.73)	(0:15.02)	(0:16.07)	(0:16.04)	(0:14.30)	(0:14.76)
4	4	B D Hall	3:22.71	0:32.56	53.3 (200-0)	3:22.71	3:05.45 [5]	2:50.16 [6]	2:33.90 [8]	2:18.21 [8]	2:01.94 [7]	1:45.82 [6]	1:30.30 [7]
	(4)	T M Williams	1.3L (+12)	0:43.21	200-0 (0:13.76)	(0:17.26)	(0:15.30)	(0:16.26)	(0:15.70)	(0:16.27)	(0:16.12)	(0:15.51)	(0:15.79)
5	2	One Over Da Line	3:23.42	0:31.95	52.9 (2600 - 2400)	3:23.42	3:06.49 [3]	2:51.47 [3]	2:35.57 [3]	2:19.32 [5]	2:02.75 [6]	1:46.40 [7]	1:30.80 [9]
	(2)	R E Harrison	5.5L (-19)	0:44.44	200-0 (0:13.87)	(0:16.93)	(0:15.02)	(0:15.91)	(0:16.25)	(0:16.57)	(0:16.35)	(0:15.60)	(0:15.52)
6	11	Vertigo	3:23.52	0:32.67	52.7 (2600 - 2400)	3:23.52	3:05.59 [8]	2:50.85 [7]	2:35.00 [7]	2:19.39 [6]	2:03.05 [5]	1:46.92 [4]	1:31.38 [4]
	(2)	L D McCormick	6.1L (-3)	0:44.41	200-0 (0:14.02)	(0:17.93)	(0:14.74)	(0:15.85)	(0:15.60)	(0:16.34)	(0:16.13)	(0:15.54)	(0:15.67)
7	13	One El	3:23.58	0:34.29	52.3 (400-200)	3:23.58	3:04.55 [12]	2:49.28 [11]	2:33.78 [12]	2:18.37 [11]	2:02.06 [11]	1:45.97 [10]	1:30.67 [10]
	(4)	C J DeFilippi	6.5L (+10)	0:43.83	200-0 (0:14.02)	(0:19.03)	(0:15.26)	(0:15.50)	(0:15.41)	(0:16.31)	(0:16.08)	(0:15.30)	(0:15.54)
8	6	MM Sunshine	3:23.67	0:31.60	52.0 (2600 - 2400)	3:23.67	3:07.09 [2]	2:52.06 [2]	2:36.14 [2]	2:19.92 [3]	2:03.34 [4]	1:46.98 [5]	1:31.36 [5]
	(6)	T P Borcoskie	6.9L (-15)	0:45.03	400-200 (0:14.58)	(0:16.58)	(0:15.02)	(0:15.92)	(0:16.22)	(0:16.59)	(0:16.36)	(0:15.62)	(0:15.49)
9	1	Wanna Play A Game	3:23.74	0:32.29	52.7 (200-0)	3:23.74	3:06.28 [6]	2:51.44 [4]	2:35.55 [6]	2:19.29 [7]	2:02.75 [8]	1:46.41 [9]	1:30.80 [11]
	(1)	S J Ottley	7.4L (-21)	0:44.43	200-0 (0:13.92)	(0:17.46)	(0:14.83)	(0:15.89)	(0:16.26)	(0:16.54)	(0:16.34)	(0:15.60)	(0:15.60)
10	14	Rachmaninov	3:24.12	0:34.57	52.0 (200-0)	3:24.12	3:04.89 [13]	2:49.55 [13]	2:34.64 [11]	2:18.90 [12]	2:02.26 [12]	1:46.17 [12]	1:30.88 [12]
	(U1)	R D Close	9.6L (-5)	0:44.02	200-0 (0:14.19)	(0:19.23)	(0:15.34)	(0:14.91)	(0:15.75)	(0:16.64)	(0:16.08)	(0:15.30)	(0:15.54)

Scratched: Mavis Jones (#7)

[] Position in running at each section and finish TAB# Saddle cloth number
 -:-:- No data available at this section BAR# Barrier/Gate Position
 NA No data available DNF Did not finish

Fastest split
 Fastest section



NZ Metropolitan Trotting Club Inc Harness Race 9: MAJESTIC HORSE FLOATS HANDICAP TROT - 2600m

13 February 2026 - 8:39PM



Weather: Cloudy

Field Times (Race Tempo) 3:22.49 (0:16.48) 3:06.00 (0:14.77) 2:51.24 (0:15.93) 2:35.31 (0:15.88) 2:19.42 (0:16.63) 2:02.79 (0:16.36) 1:46.43 (0:15.65) 1:30.78 (0:15.48)

Rank	TAB#	Horse	Overall Time	First 400m	Top Speed km/h (Section)	L2600	L2400	L2200	L2000	L1800	L1600	L1400	L1200
	(BAR#)	Driver	Margin (DT-W)	Last 600m	Fastest Section (Time)	Start - 2400	2400 - 2200	2200 - 2000	2000 - 1800	1800 - 1600	1600 - 1400	1400 - 1200	1200 - 1000
11	9	Pyramid Rose	3:24.15	0:33.31	52.5 (200-0)	3:24.15	3:05.84 [9]	2:50.83 [9]	2:35.15 [9]	2:19.30 [9]	2:02.79 [10]	1:46.47 [11]	1:30.87 [13]
	(U2)	M J Williamson	9.8L (-18)	0:44.48	200-0 (0:13.88)	(0:18.30)	(0:15.01)	(0:15.68)	(0:15.84)	(0:16.51)	(0:16.33)	(0:15.60)	(0:15.66)
12	3	Dark Ghana	3:24.40	0:32.30	50.6 (2600 - 2400)	3:24.40	3:07.24 [4]	2:52.10 [5]	2:36.54 [4]	2:21.33 [1]	2:04.70 [1]	1:48.34 [1]	1:32.70 [1]
	(3)	J C Morrison	11.3L (-15)	0:46.38	200-0 (0:15.04)	(0:17.16)	(0:15.14)	(0:15.56)	(0:15.21)	(0:16.63)	(0:16.36)	(0:15.65)	(0:15.50)
13	16	Wilma's Boy	3:25.80	0:36.17	52.2 (400-200)	3:25.80	3:05.11 [14]	2:49.63 [15]	2:34.02 [15]	2:18.54 [15]	2:02.59 [15]	1:47.17 [15]	1:32.00 [15]
	(U1)	R J Butt	19.5L (-6)	0:45.38	400-200 (0:14.44)	(0:20.69)	(0:15.48)	(0:15.61)	(0:15.48)	(0:15.94)	(0:15.42)	(0:15.17)	(0:15.35)
14	5	Bullit Train	3:26.84	0:32.72	49.3 (2400-2200)	3:26.84	3:09.24 [7]	2:54.12 [8]	2:38.66 [5]	2:23.06 [4]	2:06.77 [3]	1:50.59 [2]	1:35.06 [2]
	(5)	C J Dalgety	25.6L (+1)	0:48.05	2400-2200 (0:15.12)	(0:17.60)	(0:15.12)	(0:15.46)	(0:15.60)	(0:16.29)	(0:16.18)	(0:15.53)	(0:15.72)
15	12	Brother Love	3:28.29	0:36.02	49.9 (2200-2000)	3:28.29	3:06.93 [15]	2:52.27 [14]	2:36.90 [14]	2:21.43 [14]	2:05.46 [14]	1:50.05 [13]	1:34.68 [14]
	(3)	G D Smith	34.1L (-25)	0:47.85	2400-2200 (0:14.66)	(0:21.36)	(0:14.66)	(0:15.36)	(0:15.48)	(0:15.97)	(0:15.41)	(0:15.37)	(0:15.81)

Scratched: Mavis Jones (#7)



NZ Metropolitan Trotting Club Inc Harness

Race 9: MAJESTIC HORSE FLOATS HANDICAP TROT - 2600m

13 February 2026 - 8:39PM



Weather: Cloudy

Field Times
(Race Tempo)

1:15.31	1:00.00	0:44.78	0:29.23	0:14.36
(0:15.31)	(0:15.22)	(0:15.54)	(0:14.88)	(0:14.36)

Rank	TAB#	Horse	Overall Time	First 400m	Top Speed km/h (Section)	L1000	L800	L600	L400	L200			
	(BAR#)	Driver	Margin (DT-W)	Last 600m	Fastest Section (Time)	1000 - 800	800 - 600	600 - 400	400 - 200	200 - Finish			
1	15	Helloveamoment	3:22.49	0:33.98	51.5 (200-0)	1:15.31 [1]	0:59.58 [3]	0:44.42 [3]	0:28.84 [2]	0:14.08 [3]			
	(1)	S J Thornley		0:44.42	200-0 (0:14.08)	(0:15.73)	(0:15.16)	(0:15.58)	(0:14.76)	(0:14.08)			
2	8	Rock Lobster	3:22.53	0:31.25	53.7 (400-200)	1:15.05 [4]	0:59.55 [4]	0:44.23 [4]	0:28.43 [4]	0:14.40 [1]			
	(U1)	John R Dunn	0.3L (-15)	0:44.23	400-200 (0:14.03)	(0:15.50)	(0:15.33)	(0:15.80)	(0:14.03)	(0:14.40)			
3	10	Dreams Pat	3:22.53	0:34.42	52.8 (1400-1200)	1:15.19 [3]	1:00.04 [1]	0:44.82 [1]	0:29.27 [1]	0:14.39 [2]			
	(1)	R D Holmes	0.3L (+6)	0:44.81	1400-1200 (0:14.30)	(0:15.15)	(0:15.22)	(0:15.54)	(0:14.88)	(0:14.39)			
4	4	B D Hall	3:22.71	0:32.56	53.3 (200-0)	1:14.51 [9]	0:58.74 [9]	0:43.21 [10]	0:27.96 [7]	0:13.76 [4]			
	(4)	T M Williams	1.3L (+12)	0:43.21	200-0 (0:13.76)	(0:15.76)	(0:15.54)	(0:15.25)	(0:14.20)	(0:13.76)			
5	2	One Over Da Line	3:23.42	0:31.95	52.9 (2600 - 2400)	1:15.27 [8]	0:59.74 [8]	0:44.44 [7]	0:28.85 [6]	0:13.87 [8]			
	(2)	R E Harrison	5.5L (-19)	0:44.44	200-0 (0:13.87)	(0:15.53)	(0:15.30)	(0:15.60)	(0:14.97)	(0:13.87)			
6	11	Vertigo	3:23.52	0:32.67	52.7 (2600 - 2400)	1:15.72 [7]	0:59.93 [7]	0:44.40 [8]	0:28.51 [10]	0:14.02 [7]			
	(2)	L D McCormick	6.1L (-3)	0:44.41	200-0 (0:14.02)	(0:15.79)	(0:15.52)	(0:15.89)	(0:14.50)	(0:14.02)			
7	13	One El	3:23.58	0:34.29	52.3 (400-200)	1:15.13 [10]	0:59.34 [11]	0:43.83 [12]	0:28.48 [11]	0:14.02 [9]			
	(4)	C J DeFilippi	6.5L (+10)	0:43.83	200-0 (0:14.02)	(0:15.78)	(0:15.52)	(0:15.35)	(0:14.46)	(0:14.02)			
8	6	MM Sunshine	3:23.67	0:31.60	52.0 (2600 - 2400)	1:15.87 [6]	1:00.33 [6]	0:45.03 [5]	0:29.16 [5]	0:14.58 [5]			
	(6)	T P Borcoskie	6.9L (-15)	0:45.03	400-200 (0:14.58)	(0:15.54)	(0:15.29)	(0:15.87)	(0:14.58)	(0:14.58)			
9	1	Wanna Play A Game	3:23.74	0:32.29	52.7 (200-0)	1:15.20 [11]	0:59.66 [10]	0:44.42 [9]	0:28.80 [9]	0:13.92 [10]			
	(1)	S J Ottley	7.4L (-21)	0:44.43	200-0 (0:13.92)	(0:15.54)	(0:15.24)	(0:15.62)	(0:14.89)	(0:13.92)			
10	14	Rachmaninov	3:24.12	0:34.57	52.0 (200-0)	1:15.34 [12]	0:59.54 [13]	0:44.02 [13]	0:28.67 [13]	0:14.19 [11]			
	(U1)	R D Close	9.6L (-5)	0:44.02	200-0 (0:14.19)	(0:15.80)	(0:15.52)	(0:15.35)	(0:14.48)	(0:14.19)			

Scratched: Mavis Jones (#7)

[] Position in running at each section and finish TAB# Saddle cloth number
 :-:-- No data available at this section BAR# Barrier/Gate Position
 NA No data available DNF Did not finish

Fastest split
 Fastest section

DNT Did not track
 Horse/Jockey Name Helloveamoment/S J Thornley

DT-W Distance travelled compared to winner in metres
 Helloveamoment/S J Thornley

NZ Metropolitan Trotting Club Inc Harness

Race 9: MAJESTIC HORSE FLOATS HANDICAP TROT - 2600m

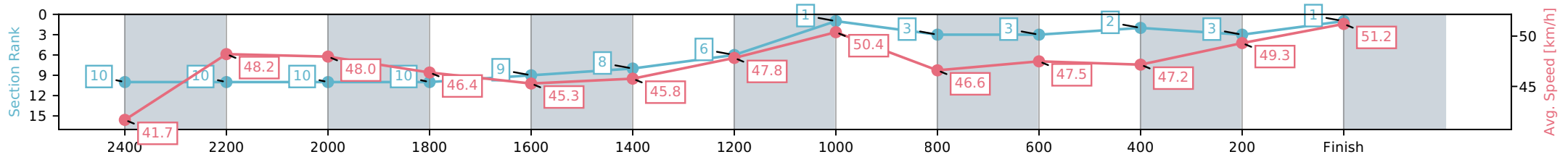


13 February 2026 - 8:39PM

Weather: Cloudy

Finish Rank	1
Fastest Section Time (Section)	0:14.08 (200-0)
Top Speed [km/h] (Section)	51.5 (200-0)
Race State	Finished

Section	L2600	L2400	L2200	L2000	L1800	L1600	L1400	L1200	L1000	L800	L600	L400	L200
Section Times	3:22.49 (0:18.68)	3:03.81 [10] (0:15.30)	2:48.52 [10] (0:15.40)	2:33.12 [10] (0:15.52)	2:17.60 [9] (0:16.31)	2:01.28 [8] (0:16.10)	1:45.18 [6] (0:15.05)	1:30.13 [1] (0:14.82)	1:15.31 [3] (0:15.73)	0:59.58 [3] (0:15.16)	0:44.42 [2] (0:15.58)	0:28.84 [3] (0:14.76)	0:14.08 [1] (0:14.08)
Average Speed [km/h]	41.7	48.2	48.0	46.4	45.3	45.8	47.8	50.4	46.6	47.5	47.2	49.3	51.2
Top Speed [km/h]	50.7	50.0	49.5	48.1	46.1	46.4	51.1	51.0	48.9	47.8	47.9	51.2	51.5
Avg. Dist. to Rail [m]	6.6	3.1	3.6	5.4	4.4	3.3	6.4	4.4	2.5	4.0	3.2	1.6	2.0



[] Ranking at each section and finish
 -:-:- No data available at this section
 NA No data available

Horse/Jockey Name	Rock Lobster/John R Dunn
Finish Rank	2
Fastest Section Time (Section)	0:14.03 (400-200)
Top Speed [km/h] (Section)	53.7 (400-200)
Race State	Finished



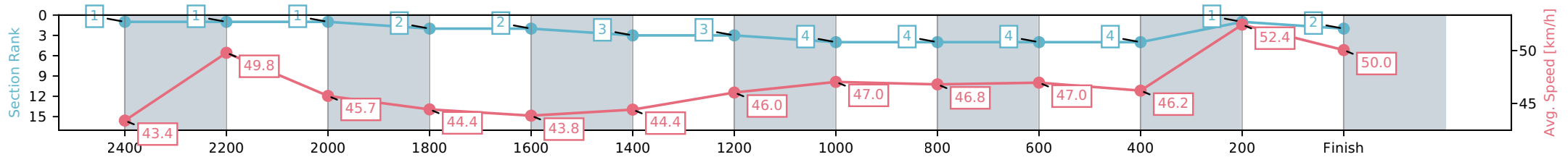
NZ Metropolitan Trotting Club Inc Harness
 Race 9: MAJESTIC HORSE FLOATS HANDICAP TROT - 2600m



13 February 2026 - 8:39PM

Weather: Cloudy

Section	L2600	L2400	L2200	L2000	L1800	L1600	L1400	L1200	L1000	L800	L600	L400	L200
Section Times	3:22.53 (0:16.48)	3:06.04 [1] (0:14.77)	2:51.28 [1] (0:15.93)	2:35.34 [2] (0:16.20)	2:19.14 [2] (0:16.61)	2:02.53 [3] (0:16.35)	1:46.18 [3] (0:15.64)	1:30.54 [4] (0:15.49)	1:15.05 [4] (0:15.50)	0:59.55 [4] (0:15.33)	0:44.23 [4] (0:15.80)	0:28.43 [1] (0:14.03)	0:14.40 [2] (0:14.40)
Average Speed [km/h]	43.4	49.8	45.7	44.4	43.8	44.4	46.0	47.0	46.8	47.0	46.2	52.4	50.0
Top Speed [km/h]	53.2	53.0	47.1	45.1	44.7	45.4	46.4	48.2	49.1	47.7	49.7	53.7	53.3
Avg. Dist. to Rail [m]	11.4	2.9	1.7	3.2	2.3	1.4	3.5	1.5	1.1	1.9	1.9	3.6	5.6



- [] Ranking at each section and finish
- :-:- No data available at this section
- NA No data available

Horse/Jockey Name	Dreams Pat/R D Holmes
Finish Rank	3
Fastest Section Time (Section)	0:14.30 (1400-1200)
Top Speed [km/h] (Section)	52.8 (1400-1200)
Race State	Finished



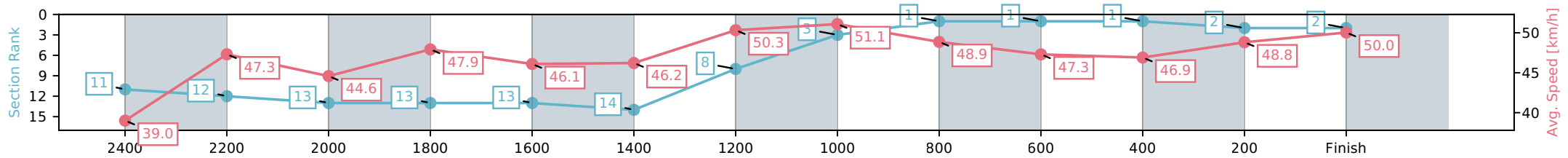
NZ Metropolitan Trotting Club Inc Harness
 Race 9: MAJESTIC HORSE FLOATS HANDICAP TROT - 2600m



13 February 2026 - 8:39PM

Weather: Cloudy

Section	L2600	L2400	L2200	L2000	L1800	L1600	L1400	L1200	L1000	L800	L600	L400	L200
Section Times	3:22.53 (0:18.88)	3:03.65 [12] (0:15.54)	2:48.11 [13] (0:16.73)	2:31.38 [13] (0:15.02)	2:16.36 [13] (0:16.07)	2:00.29 [14] (0:16.04)	1:44.25 [8] (0:14.30)	1:29.95 [3] (0:14.76)	1:15.19 [1] (0:15.15)	1:00.04 [1] (0:15.22)	0:44.82 [1] (0:15.54)	0:29.27 [2] (0:14.88)	0:14.39 [2] (0:14.39)
Average Speed [km/h]	39.0	47.3	44.6	47.9	46.1	46.2	50.3	51.1	48.9	47.3	46.9	48.8	50.0
Top Speed [km/h]	49.7	48.3	48.7	49.3	47.5	47.0	52.8	52.0	52.0	47.7	47.3	50.2	50.4
Avg. Dist. to Rail [m]	4.1	2.7	4.9	6.5	4.8	3.9	7.9	5.7	3.8	3.4	2.1	1.7	3.6



- [] Ranking at each section and finish
- :-:- No data available at this section
- NA No data available

Horse/Jockey Name	B D Hall/T M Williams
Finish Rank	4
Fastest Section Time (Section)	0:13.76 (200-0)
Top Speed [km/h] (Section)	53.3 (200-0)
Race State	Finished



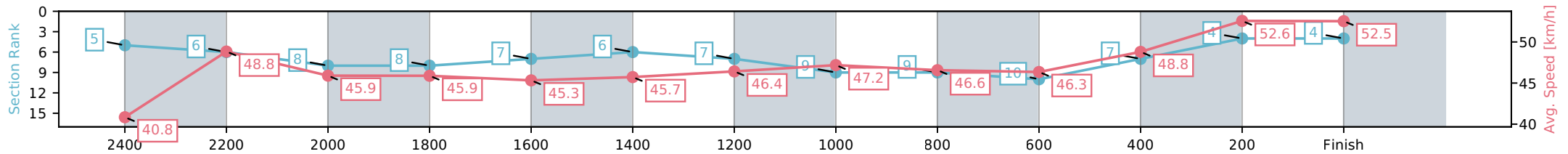
NZ Metropolitan Trotting Club Inc Harness
 Race 9: MAJESTIC HORSE FLOATS HANDICAP TROT - 2600m



13 February 2026 - 8:39PM

Weather: Cloudy

Section	L2600	L2400	L2200	L2000	L1800	L1600	L1400	L1200	L1000	L800	L600	L400	L200
Section Times	3:22.71 (0:17.26)	3:05.45 [6] (0:15.30)	2:50.16 [8] (0:16.26)	2:33.90 [8] (0:15.70)	2:18.21 [7] (0:16.27)	2:01.94 [6] (0:16.12)	1:45.82 [7] (0:15.51)	1:30.30 [9] (0:15.79)	1:14.51 [9] (0:15.76)	0:58.74 [10] (0:15.54)	0:43.21 [7] (0:15.25)	0:27.96 [4] (0:14.20)	0:13.76 [4] (0:13.76)
Average Speed [km/h]	40.8	48.8	45.9	45.9	45.3	45.7	46.4	47.2	46.6	46.3	48.8	52.6	52.5
Top Speed [km/h]	48.7	50.0	49.4	47.4	46.1	46.5	47.0	48.8	49.3	47.4	51.1	53.0	53.3
Avg. Dist. to Rail [m]	6.6	4.6	5.1	5.5	4.1	3.4	6.2	4.2	2.9	3.6	4.5	5.9	10.2



- [] Ranking at each section and finish
- :-:- No data available at this section
- NA No data available

Horse/Jockey Name	One Over Da Line/R E Harrison
Finish Rank	5
Fastest Section Time (Section)	0:13.87 (200-0)
Top Speed [km/h] (Section)	52.9 (2600 - 2400)
Race State	Finished



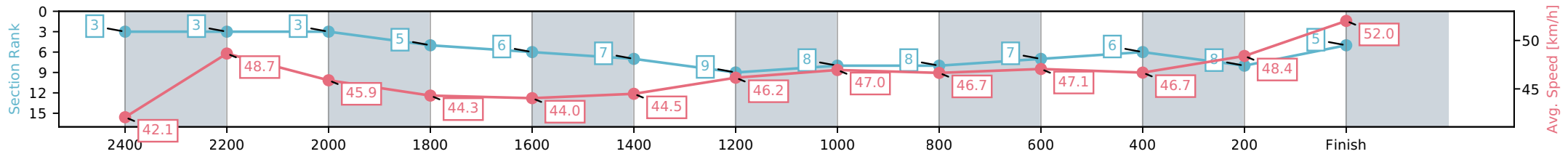
NZ Metropolitan Trotting Club Inc Harness
 Race 9: MAJESTIC HORSE FLOATS HANDICAP TROT - 2600m



13 February 2026 - 8:39PM

Weather: Cloudy

Section	L2600	L2400	L2200	L2000	L1800	L1600	L1400	L1200	L1000	L800	L600	L400	L200
Section Times	3:23.42 (0:16.93)	3:06.49 [3] (0:15.02)	2:51.47 [3] (0:15.91)	2:35.57 [5] (0:16.25)	2:19.32 [6] (0:16.57)	2:02.75 [7] (0:16.35)	1:46.40 [9] (0:15.60)	1:30.80 [8] (0:15.52)	1:15.27 [8] (0:15.53)	0:59.74 [7] (0:15.30)	0:44.44 [6] (0:15.60)	0:28.85 [8] (0:14.97)	0:13.87 [5] (0:13.87)
Average Speed [km/h]	42.1	48.7	45.9	44.3	44.0	44.5	46.2	47.0	46.7	47.1	46.7	48.4	52.0
Top Speed [km/h]	52.9	51.7	47.1	45.0	44.7	45.2	46.5	48.7	48.4	48.0	50.2	50.7	52.5
Avg. Dist. to Rail [m]	3.1	1.9	2.1	3.3	2.6	1.6	3.9	1.6	1.0	2.3	1.9	1.2	2.4



- [] Ranking at each section and finish
- :-:- No data available at this section
- NA No data available

Horse/Jockey Name	Vertigo/L D McCormick
Finish Rank	6
Fastest Section Time (Section)	0:14.02 (200-0)
Top Speed [km/h] (Section)	52.7 (2600 - 2400)
Race State	Finished



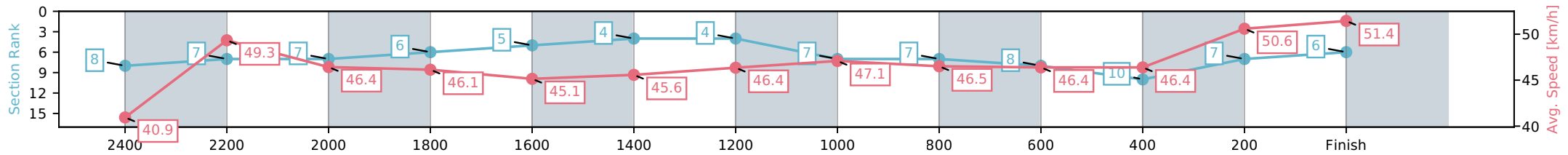
NZ Metropolitan Trotting Club Inc Harness
 Race 9: MAJESTIC HORSE FLOATS HANDICAP TROT - 2600m



13 February 2026 - 8:39PM

Weather: Cloudy

Section	L2600	L2400	L2200	L2000	L1800	L1600	L1400	L1200	L1000	L800	L600	L400	L200
Section Times	3:23.52 (0:17.93)	3:05.59 [7] (0:14.74)	2:50.85 [7] (0:15.85)	2:35.00 [6] (0:15.60)	2:19.39 [5] (0:16.34)	2:03.05 [4] (0:16.13)	1:46.92 [4] (0:15.54)	1:31.38 [7] (0:15.67)	1:15.72 [7] (0:15.79)	0:59.93 [8] (0:15.52)	0:44.40 [10] (0:15.89)	0:28.51 [7] (0:14.50)	0:14.02 [6] (0:14.02)
Average Speed [km/h]	40.9	49.3	46.4	46.1	45.1	45.6	46.4	47.1	46.5	46.4	46.4	50.6	51.4
Top Speed [km/h]	52.7	51.9	47.3	47.3	45.6	46.2	46.9	48.9	49.1	47.2	50.1	51.7	52.1
Avg. Dist. to Rail [m]	3.6	1.3	2.9	5.1	4.1	3.0	5.3	3.1	2.7	4.0	3.5	3.3	10.0



- [] Ranking at each section and finish
- :-:- No data available at this section
- NA No data available

Horse/Jockey Name	One El/C J DeFilippi
Finish Rank	7
Fastest Section Time (Section)	0:14.02 (200-0)
Top Speed [km/h] (Section)	52.3 (400-200)
Race State	Finished



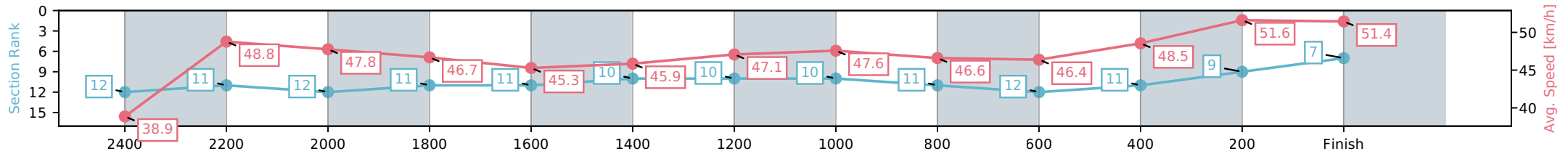
NZ Metropolitan Trotting Club Inc Harness
 Race 9: MAJESTIC HORSE FLOATS HANDICAP TROT - 2600m



13 February 2026 - 8:39PM

Weather: Cloudy

Section	L2600	L2400	L2200	L2000	L1800	L1600	L1400	L1200	L1000	L800	L600	L400	L200
Section Times	3:23.58 (0:19.03)	3:04.55 [11] (0:15.26)	2:49.28 [12] (0:15.50)	2:33.78 [11] (0:15.41)	2:18.37 [11] (0:16.31)	2:02.06 [10] (0:16.08)	1:45.97 [10] (0:15.30)	1:30.67 [10] (0:15.54)	1:15.13 [11] (0:15.78)	0:59.34 [12] (0:15.52)	0:43.83 [11] (0:15.35)	0:28.48 [9] (0:14.46)	0:14.02 [7] (0:14.02)
Average Speed [km/h]	38.9	48.8	47.8	46.7	45.3	45.9	47.1	47.6	46.6	46.4	48.5	51.6	51.4
Top Speed [km/h]	48.6	49.7	50.0	49.6	46.3	46.6	49.2	48.7	49.4	47.6	50.9	52.3	52.2
Avg. Dist. to Rail [m]	10.1	4.4	4.0	5.4	4.5	3.4	6.2	3.3	3.0	4.3	4.7	5.6	11.4



- [] Ranking at each section and finish
- :-:- No data available at this section
- NA No data available

Horse/Jockey Name	MM Sunshine/T P Borcoskie
Finish Rank	8
Fastest Section Time (Section)	0:14.58 (400-200)
Top Speed [km/h] (Section)	52.0 (2600 - 2400)
Race State	Finished



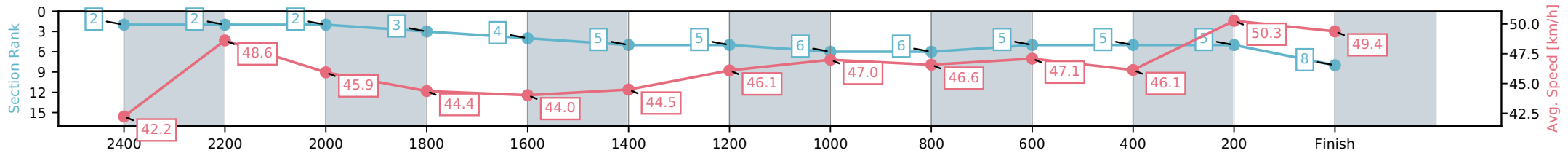
NZ Metropolitan Trotting Club Inc Harness
 Race 9: MAJESTIC HORSE FLOATS HANDICAP TROT - 2600m



13 February 2026 - 8:39PM

Weather: Cloudy

Section	L2600	L2400	L2200	L2000	L1800	L1600	L1400	L1200	L1000	L800	L600	L400	L200
Section Times	3:23.67 (0:16.58)	3:07.09 [2] (0:15.02)	2:52.06 [2] (0:15.92)	2:36.14 [3] (0:16.22)	2:19.92 [4] (0:16.59)	2:03.34 [5] (0:16.36)	1:46.98 [5] (0:15.62)	1:31.36 [6] (0:15.49)	1:15.87 [6] (0:15.54)	1:00.33 [5] (0:15.29)	0:45.03 [5] (0:15.87)	0:29.16 [5] (0:14.58)	0:14.58 [8] (0:14.58)
Average Speed [km/h]	42.2	48.6	45.9	44.4	44.0	44.5	46.1	47.0	46.6	47.1	46.1	50.3	49.4
Top Speed [km/h]	52.0	52.0	47.1	45.0	44.8	45.2	46.5	48.1	48.1	47.9	48.6	51.5	51.6
Avg. Dist. to Rail [m]	8.3	2.0	2.3	3.5	2.6	1.6	3.8	1.4	0.8	2.4	2.4	3.1	7.9



- [] Ranking at each section and finish
- :-:- No data available at this section
- NA No data available

Horse/Jockey Name	Wanna Play A Game/S J Ottley
Finish Rank	9
Fastest Section Time (Section)	0:13.92 (200-0)
Top Speed [km/h] (Section)	52.7 (200-0)
Race State	Finished



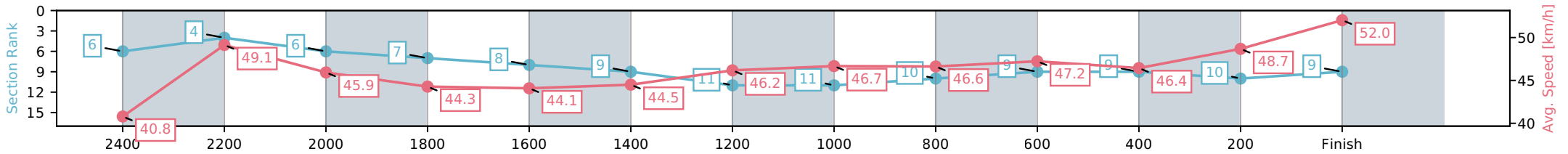
NZ Metropolitan Trotting Club Inc Harness
 Race 9: MAJESTIC HORSE FLOATS HANDICAP TROT - 2600m



13 February 2026 - 8:39PM

Weather: Cloudy

Section	L2600	L2400	L2200	L2000	L1800	L1600	L1400	L1200	L1000	L800	L600	L400	L200
Section Times	3:23.74 (0:17.46)	3:06.28 [4] (0:14.83)	2:51.44 [6] (0:15.89)	2:35.55 [7] (0:16.26)	2:19.29 [8] (0:16.54)	2:02.75 [9] (0:16.34)	1:46.41 [11] (0:15.60)	1:30.80 [11] (0:15.60)	1:15.20 [10] (0:15.54)	0:59.66 [9] (0:15.24)	0:44.42 [9] (0:15.62)	0:28.80 [10] (0:14.89)	0:13.92 [9] (0:13.92)
Average Speed [km/h]	40.8	49.1	45.9	44.3	44.1	44.5	46.2	46.7	46.6	47.2	46.4	48.7	52.0
Top Speed [km/h]	52.7	52.2	46.9	45.1	44.7	45.5	46.7	48.8	48.9	48.1	50.4	51.0	52.7
Avg. Dist. to Rail [m]	1.7	1.5	2.0	3.3	2.5	1.5	4.2	1.6	1.0	2.3	1.4	1.2	1.8



[] Ranking at each section and finish
 -:-:- No data available at this section
 NA No data available

Horse/Jockey Name	Rachmaninov/R D Close
Finish Rank	10
Fastest Section Time (Section)	0:14.19 (200-0)
Top Speed [km/h] (Section)	52.0 (200-0)
Race State	Finished



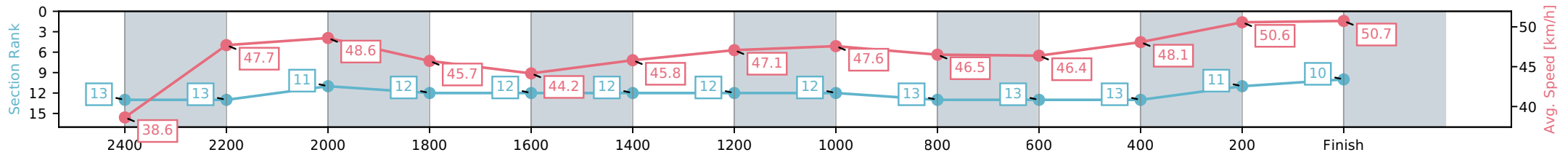
NZ Metropolitan Trotting Club Inc Harness
 Race 9: MAJESTIC HORSE FLOATS HANDICAP TROT - 2600m



13 February 2026 - 8:39PM

Weather: Cloudy

Section	L2600	L2400	L2200	L2000	L1800	L1600	L1400	L1200	L1000	L800	L600	L400	L200
Section Times	3:24.12 (0:19.23)	3:04.89 [13] (0:15.34)	2:49.55 [11] (0:14.91)	2:34.64 [12] (0:15.75)	2:18.90 [12] (0:16.64)	2:02.26 [12] (0:16.08)	1:46.17 [12] (0:15.30)	1:30.88 [12] (0:15.54)	1:15.34 [13] (0:15.80)	0:59.54 [13] (0:15.52)	0:44.02 [13] (0:15.35)	0:28.67 [11] (0:14.48)	0:14.19 [10] (0:14.19)
Average Speed [km/h]	38.6	47.7	48.6	45.7	44.2	45.8	47.1	47.6	46.5	46.4	48.1	50.6	50.7
Top Speed [km/h]	50.0	50.2	51.0	48.5	46.1	46.8	49.2	49.0	49.1	47.6	50.5	51.5	52.0
Avg. Dist. to Rail [m]	11.9	2.2	1.2	3.0	3.5	3.2	6.2	3.3	2.9	4.3	3.6	2.9	6.5



- [] Ranking at each section and finish
- :-:- No data available at this section
- NA No data available

Horse/Jockey Name	Pyramid Rose/M J Williamson
Finish Rank	11
Fastest Section Time (Section)	0:13.88 (200-0)
Top Speed [km/h] (Section)	52.5 (200-0)
Race State	Finished



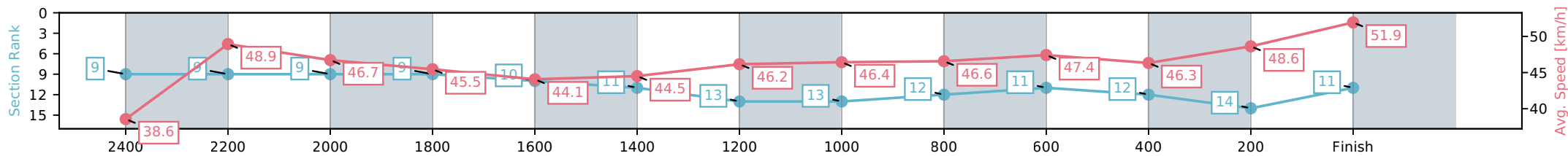
NZ Metropolitan Trotting Club Inc Harness
 Race 9: MAJESTIC HORSE FLOATS HANDICAP TROT - 2600m



13 February 2026 - 8:39PM

Weather: Cloudy

Section	L2600	L2400	L2200	L2000	L1800	L1600	L1400	L1200	L1000	L800	L600	L400	L200
Section Times	3:24.15 (0:18.30)	3:05.84 [9] (0:15.01)	2:50.83 [9] (0:15.68)	2:35.15 [9] (0:15.84)	2:19.30 [10] (0:16.51)	2:02.79 [11] (0:16.33)	1:46.47 [13] (0:15.60)	1:30.87 [13] (0:15.66)	1:15.21 [12] (0:15.54)	0:59.66 [11] (0:15.19)	0:44.47 [12] (0:15.71)	0:28.77 [14] (0:14.89)	0:13.88 [11] (0:13.88)
Average Speed [km/h]	38.6	48.9	46.7	45.5	44.1	44.5	46.2	46.4	46.6	47.4	46.3	48.6	51.9
Top Speed [km/h]	49.5	49.7	48.9	47.7	44.6	45.9	46.9	48.9	49.4	48.0	49.7	50.8	52.5
Avg. Dist. to Rail [m]	14.1	3.0	2.6	2.9	2.3	1.4	4.2	1.3	0.9	2.4	1.8	1.1	2.9



- [] Ranking at each section and finish
- :-:- No data available at this section
- NA No data available

Horse/Jockey Name	Dark Ghana/J C Morrison
Finish Rank	12
Fastest Section Time (Section)	0:15.04 (200-0)
Top Speed [km/h] (Section)	50.6 (2600 - 2400)
Race State	Finished



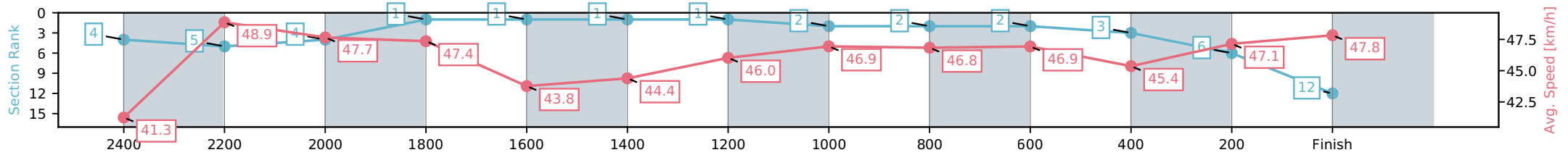
NZ Metropolitan Trotting Club Inc Harness
 Race 9: MAJESTIC HORSE FLOATS HANDICAP TROT - 2600m



13 February 2026 - 8:39PM

Weather: Cloudy

Section	L2600	L2400	L2200	L2000	L1800	L1600	L1400	L1200	L1000	L800	L600	L400	L200
Section Times	3:24.40 (0:17.16)	3:07.24 [5] (0:15.14)	2:52.10 [4] (0:15.56)	2:36.54 [1] (0:15.21)	2:21.33 [1] (0:16.63)	2:04.70 [1] (0:16.36)	1:48.34 [1] (0:15.65)	1:32.70 [2] (0:15.50)	1:17.20 [2] (0:15.48)	1:01.72 [2] (0:15.34)	0:46.39 [3] (0:15.98)	0:30.41 [6] (0:15.36)	0:15.04 [12] (0:15.04)
Average Speed [km/h]	41.3	48.9	47.7	47.4	43.8	44.4	46.0	46.9	46.8	46.9	45.4	47.1	47.8
Top Speed [km/h]	50.6	50.6	49.9	49.1	44.3	45.2	46.4	48.4	49.1	47.4	46.5	48.5	48.8
Avg. Dist. to Rail [m]	4.9	3.4	4.0	4.7	2.3	1.3	3.6	1.4	1.0	1.9	1.2	1.4	4.5



- [] Ranking at each section and finish
- :-:- No data available at this section
- NA No data available

Horse/Jockey Name	Wilma's Boy/R J Butt
Finish Rank	13
Fastest Section Time (Section)	0:14.44 (400-200)
Top Speed [km/h] (Section)	52.2 (400-200)
Race State	Finished



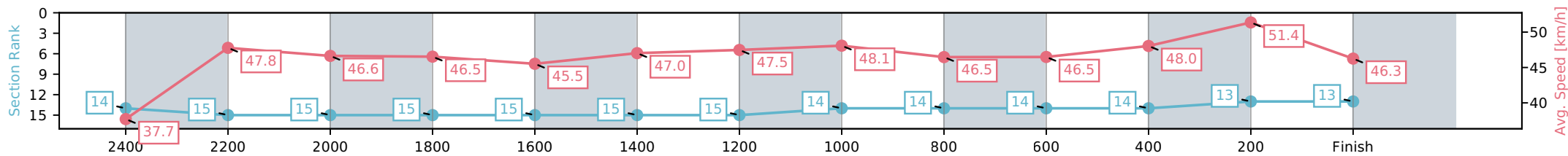
NZ Metropolitan Trotting Club Inc Harness
 Race 9: MAJESTIC HORSE FLOATS HANDICAP TROT - 2600m



13 February 2026 - 8:39PM

Weather: Cloudy

Section	L2600	L2400	L2200	L2000	L1800	L1600	L1400	L1200	L1000	L800	L600	L400	L200
Section Times	3:25.80 (0:20.69)	3:05.11 [15] (0:15.48)	2:49.63 [15] (0:15.61)	2:34.02 [15] (0:15.48)	2:18.54 [15] (0:15.94)	2:02.59 [15] (0:15.42)	1:47.17 [15] (0:15.17)	1:32.00 [14] (0:15.35)	1:16.65 [14] (0:15.79)	1:00.86 [14] (0:15.49)	0:45.37 [14] (0:15.38)	0:30.00 [13] (0:14.44)	0:15.56 [13] (0:15.56)
Average Speed [km/h]	37.7	47.8	46.6	46.5	45.5	47.0	47.5	48.1	46.5	46.5	48.0	51.4	46.3
Top Speed [km/h]	44.8	49.5	49.6	47.6	46.7	47.9	49.0	49.2	49.7	47.9	50.4	52.2	47.9
Avg. Dist. to Rail [m]	11.6	3.5	2.0	1.3	1.7	1.2	4.4	3.0	2.7	4.2	3.7	5.0	9.8



[] Ranking at each section and finish
 -:-:- No data available at this section
 NA No data available

Horse/Jockey Name	Bullit Train/C J Dalgety
Finish Rank	14
Fastest Section Time (Section)	0:15.12 (2400-2200)
Top Speed [km/h] (Section)	49.3 (2400-2200)
Race State	Finished



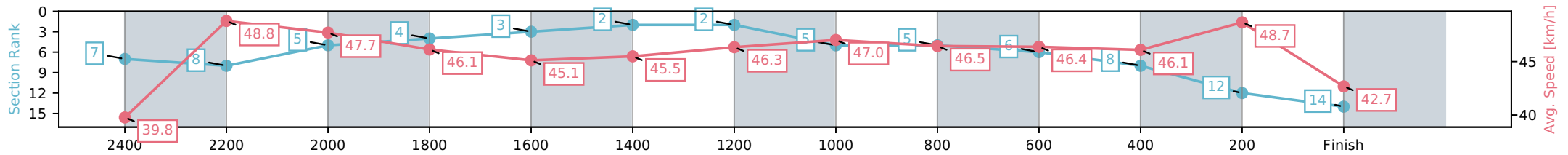
NZ Metropolitan Trotting Club Inc Harness
 Race 9: MAJESTIC HORSE FLOATS HANDICAP TROT - 2600m



13 February 2026 - 8:39PM

Weather: Cloudy

Section	L2600	L2400	L2200	L2000	L1800	L1600	L1400	L1200	L1000	L800	L600	L400	L200
Section Times	3:26.84 (0:17.60)	3:09.24 [8] (0:15.12)	2:54.12 [5] (0:15.46)	2:38.66 [4] (0:15.60)	2:23.06 [3] (0:16.29)	2:06.77 [2] (0:16.18)	1:50.59 [2] (0:15.53)	1:35.06 [5] (0:15.72)	1:19.33 [5] (0:15.75)	1:03.58 [6] (0:15.53)	0:48.05 [8] (0:15.97)	0:32.08 [12] (0:15.26)	0:16.82 [14] (0:16.82)
Average Speed [km/h]	39.8	48.8	47.7	46.1	45.1	45.5	46.3	47.0	46.5	46.4	46.1	48.7	42.7
Top Speed [km/h]	48.7	49.3	49.2	47.3	45.6	45.9	46.8	48.9	48.9	46.9	48.1	49.0	47.9
Avg. Dist. to Rail [m]	7.9	3.3	3.4	4.5	3.6	3.1	5.6	3.3	2.3	3.3	3.3	4.9	8.4



- [] Ranking at each section and finish
- :-:- No data available at this section
- NA No data available

Horse/Jockey Name	Brother Love/G D Smith
Finish Rank	15
Fastest Section Time (Section)	0:14.66 (2400-2200)
Top Speed [km/h] (Section)	49.9 (2200-2000)
Race State	Finished



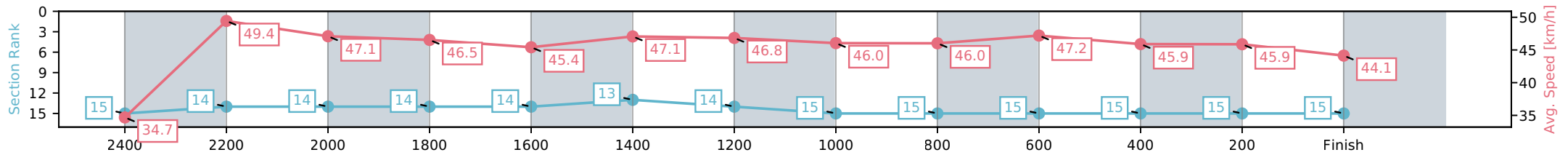
NZ Metropolitan Trotting Club Inc Harness
 Race 9: MAJESTIC HORSE FLOATS HANDICAP TROT -
 2600m



13 February 2026 - 8:39PM

Weather: Cloudy

Section	L2600	L2400	L2200	L2000	L1800	L1600	L1400	L1200	L1000	L800	L600	L400	L200
Section Times	3:28.29 (0:21.36)	3:06.93 [14] (0:14.66)	2:52.27 [14] (0:15.36)	2:36.90 [14] (0:15.48)	2:21.43 [14] (0:15.97)	2:05.46 [13] (0:15.41)	1:50.05 [14] (0:15.37)	1:34.68 [15] (0:15.81)	1:18.87 [15] (0:15.76)	1:03.11 [15] (0:15.25)	0:47.86 [15] (0:15.82)	0:32.04 [15] (0:15.79)	0:16.24 [15] (0:16.24)
Average Speed [km/h]	34.7	49.4	47.1	46.5	45.4	47.1	46.8	46.0	46.0	47.2	45.9	45.9	44.1
Top Speed [km/h]	49.5	49.9	49.9	47.5	46.9	47.8	47.8	47.4	48.1	47.7	46.4	46.6	46.5
Avg. Dist. to Rail [m]	9.5	1.0	0.8	1.8	1.7	1.2	4.2	1.4	1.0	2.4	1.6	1.1	3.1



- [] Ranking at each section and finish
- :-:- No data available at this section
- NA No data available