



NZ Metropolitan Trotting Club Inc Harness
 Race 11: GOLD BAND TAXIS MOBILE PACE - 1980m
 13 February 2026 - 9:39PM



Weather: Cloudy

Field Times (Race Tempo) 2:30.40 (0:11.91) 2:18.49 (0:15.14) 2:03.34 (0:15.65) 1:47.69 (0:15.41) 1:32.28 (0:16.31) 1:15.97 (0:16.46) 0:59.52 (0:16.53) 0:42.98 (0:15.79)

Rank	TAB#	Horse	Overall Time	First 400m	Top Speed km/h (Section)	L1980	L1800	L1600	L1400	L1200	L1000	L800	L600
	(BAR#)	Driver	Margin (DT-W)	Last 600m	Fastest Section (Time)	Start - 1800	1800 - 1600	1600 - 1400	1400 - 1200	1200 - 1000	1000 - 800	800 - 600	600 - 400
1	7	Sunsoutgunsout	2:30.40	0:30.29	56.9 (200-0)	2:30.40	2:17.46 [6]	2:01.72 [6]	1:45.97 [6]	1:31.04 [6]	1:15.26 [5]	0:58.84 [4]	0:42.30 [4]
	(7)	B N Orange		0:42.30	200-0 (0:12.88)	(0:12.94)	(0:15.74)	(0:15.75)	(0:14.93)	(0:15.78)	(0:16.42)	(0:16.54)	(0:15.60)
2	5	Valorous	2:30.43	0:29.94	55.4 (400-200)	2:30.43	2:17.85 [4]	2:02.10 [5]	1:46.36 [5]	1:31.42 [4]	1:15.64 [3]	0:59.22 [2]	0:42.70 [2]
	(5)	John R Dunn	0.2L (-1)	0:42.69	200-0 (0:13.20)	(0:12.58)	(0:15.76)	(0:15.73)	(0:14.94)	(0:15.78)	(0:16.42)	0:16.52	(0:15.64)
3	2	Brilliant Chase	2:30.59	0:29.03	56.3 (200-0)	2:30.59	2:18.39 [2]	2:03.15 [2]	1:47.47 [2]	1:31.98 [2]	1:15.81 [2]	0:59.36 [3]	0:42.81 [3]
	(2)	R J Butt	1.1L (-17)	0:42.81	200-0 (0:13.01)	(0:12.20)	(0:15.24)	(0:15.68)	(0:15.49)	(0:16.16)	(0:16.46)	(0:16.55)	(0:15.75)
4	3	Franco Lennon	2:30.78	0:29.49	56.8 (200-0)	2:30.78	2:18.31 [3]	2:02.88 [3]	1:47.27 [3]	1:31.80 [3]	1:15.66 [4]	0:59.21 [5]	0:42.65 [5]
	(3)	T M Williams	2.2L (-17)	0:42.65	200-0 (0:12.90)	(0:12.47)	(0:15.43)	(0:15.62)	(0:15.46)	(0:16.14)	(0:16.45)	(0:16.56)	(0:15.73)
5	8	Dancing N Heaven	2:30.82	0:30.50	56.4 (200-0)	2:30.82	2:17.59 [7]	2:01.93 [7]	1:46.11 [8]	1:31.18 [7]	1:15.28 [7]	0:58.94 [6]	0:42.36 [6]
	(8)	J C Morrison	2.5L (+0)	0:42.36	200-0 (0:12.98)	(0:13.23)	(0:15.66)	(0:15.83)	0:14.92	(0:15.90)	0:16.34	(0:16.58)	0:15.46
6	1	Harry's Girl	2:30.91	0:28.63	53.6 (1980 - 1800)	2:30.91	2:19.00 [1]	2:03.86 [1]	1:48.20 [1]	1:32.79 [1]	1:16.48 [1]	1:00.02 [1]	0:43.49 [1]
	(1)	S J Thornley	3.0L (-21)	0:43.49	200-0 (0:13.60)	0:11.91	0:15.14	(0:15.65)	(0:15.41)	(0:16.31)	(0:16.46)	(0:16.53)	(0:15.79)
7	4	Reimburst	2:31.34	0:29.89	56.1 (200-0)	2:31.34	2:18.50 [5]	2:03.03 [4]	1:47.45 [4]	1:32.06 [5]	1:15.90 [6]	0:59.42 [7]	0:42.87 [7]
	(4)	R D Close	5.6L (-16)	0:42.87	200-0 (0:13.17)	(0:12.84)	(0:15.47)	(0:15.58)	(0:15.39)	(0:16.16)	(0:16.47)	(0:16.55)	(0:15.73)
8	6	Scotlynn Fortress	2:31.73	0:30.81	55.6 (200-0)	2:31.73	2:18.36 [8]	2:02.49 [8]	1:47.09 [7]	1:32.01 [8]	1:15.92 [9]	0:59.42 [9]	0:42.90 [9]
	(6)	S J Ottley	7.9L (-20)	0:42.90	200-0 (0:13.16)	(0:13.37)	(0:15.87)	0:15.40	(0:15.09)	(0:16.09)	(0:16.50)	0:16.52	(0:15.70)
9	9	Eyes Of An Angel	2:31.76	0:30.92	55.6 (200-0)	2:31.76	2:18.30 [9]	2:02.46 [9]	1:46.71 [9]	1:31.74 [9]	1:15.97 [8]	0:59.59 [8]	0:43.02 [8]
	(9)	M J Williamson	8.0L (+3)	0:43.02	200-0 (0:13.40)	(0:13.46)	(0:15.85)	(0:15.75)	(0:14.97)	0:15.76	(0:16.38)	(0:16.58)	(0:15.51)



NZ Metropolitan Trotting Club Inc Harness

Race 11: GOLD BAND TAXIS MOBILE PACE - 1980m

13 February 2026 - 9:39PM



Weather: Cloudy

Field Times 0:27.19 0:13.18
 (Race Tempo) (0:14.02) (0:13.18)

Rank	TAB#	Horse	Overall Time	First 400m	Top Speed km/h (Section)	L400	L200						
	(BAR#)	Driver	Margin (DT-W)	Last 600m	Fastest Section (Time)	400 - 200	200 - Finish						
1	7	Sunsoutgunsout	2:30.40	0:30.29	56.9 (200-0)	0:26.70 [4]	0:12.88 [3]						
	(7)	B N Orange		0:42.30	200-0 (0:12.88)	(0:13.82)	(0:12.88)						
2	5	Valorous	2:30.43	0:29.94	55.4 (400-200)	0:27.05 [2]	0:13.20 [1]						
	(5)	John R Dunn	0.2L (-1)	0:42.69	200-0 (0:13.20)	(0:13.85)	(0:13.20)						
3	2	Brilliant Chase	2:30.59	0:29.03	56.3 (200-0)	0:27.06 [3]	0:13.01 [4]						
	(2)	R J Butt	1.1L (-17)	0:42.81	200-0 (0:13.01)	(0:14.05)	(0:13.01)						
4	3	Franco Lennon	2:30.78	0:29.49	56.8 (200-0)	0:26.92 [5]	0:12.90 [6]						
	(3)	T M Williams	2.2L (-17)	0:42.65	200-0 (0:12.90)	(0:14.02)	(0:12.90)						
5	8	Dancing N Heaven	2:30.82	0:30.50	56.4 (200-0)	0:26.90 [6]	0:12.98 [5]						
	(8)	J C Morrison	2.5L (+0)	0:42.36	200-0 (0:12.98)	(0:13.92)	(0:12.98)						
6	1	Harry's Girl	2:30.91	0:28.63	53.6 (1980 - 1800)	0:27.70 [1]	0:13.60 [2]						
	(1)	S J Thornley	3.0L (-21)	0:43.49	200-0 (0:13.60)	(0:14.10)	(0:13.60)						
7	4	Reimburst	2:31.34	0:29.89	56.1 (200-0)	0:27.14 [7]	0:13.17 [7]						
	(4)	R D Close	5.6L (-16)	0:42.87	200-0 (0:13.17)	(0:13.97)	(0:13.17)						
8	6	Scotlynn Fortress	2:31.73	0:30.81	55.6 (200-0)	0:27.20 [9]	0:13.16 [9]						
	(6)	S J Ottley	7.9L (-20)	0:42.90	200-0 (0:13.16)	(0:14.04)	(0:13.16)						
9	9	Eyes Of An Angel	2:31.76	0:30.92	55.6 (200-0)	0:27.51 [8]	0:13.40 [8]						
	(9)	M J Williamson	8.0L (+3)	0:43.02	200-0 (0:13.40)	(0:14.11)	(0:13.40)						

DNT Did not track
 Horse/Jockey Name
 DT-W Distance travelled compared to winner in metres
 Sunoutgunsout/B N Orange

Finish Rank	1
Fastest Section Time (Section)	0:12.88 (200-0)
Top Speed [km/h] (Section)	56.9 (200-0)
Race State	Finished



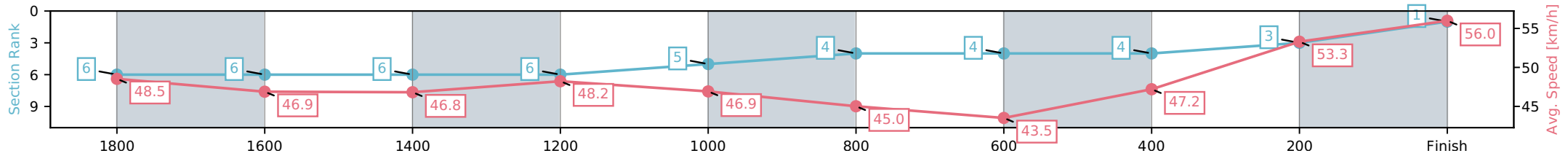
NZ Metropolitan Trotting Club Inc Harness
 Race 11: GOLD BAND TAXIS MOBILE PACE - 1980m



13 February 2026 - 9:39PM

Weather: Cloudy

Section	L1980	L1800	L1600	L1400	L1200	L1000	L800	L600	L400	L200
Section Times	2:30.40 (0:12.94)	2:17.46 [6] (0:15.74)	2:01.72 [6] (0:15.75)	1:45.97 [6] (0:14.93)	1:31.04 [5] (0:15.78)	1:15.26 [4] (0:16.42)	0:58.84 [4] (0:16.54)	0:42.30 [4] (0:15.60)	0:26.70 [3] (0:13.82)	0:12.88 [1] (0:12.88)
Average Speed [km/h]	48.5	46.9	46.8	48.2	46.9	45.0	43.5	47.2	53.3	56.0
Top Speed [km/h]	49.0	48.3	47.5	49.8	49.4	46.9	44.5	49.5	56.5	56.9
Avg. Dist. to Rail [m]	9.8	3.9	3.4	5.9	3.5	3.5	3.8	3.2	3.7	7.7



[] Ranking at each section and finish
 -:-:- No data available at this section
 NA No data available

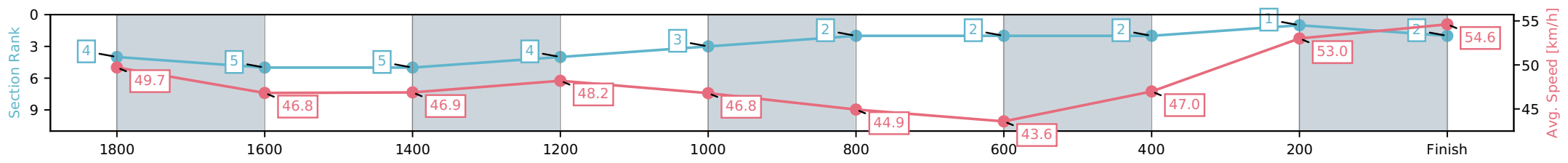
Horse/Jockey Name	Valorous/John R Dunn
Finish Rank	2
Fastest Section Time (Section)	0:13.20 (200-0)
Top Speed [km/h] (Section)	55.4 (400-200)
Race State	Finished



NZ Metropolitan Trotting Club Inc Harness
 Race 11: GOLD BAND TAXIS MOBILE PACE - 1980m
 13 February 2026 - 9:39PM
 Weather: Cloudy



Section	L1980	L1800	L1600	L1400	L1200	L1000	L800	L600	L400	L200
Section Times	2:30.43 (0:12.58)	2:17.85 [5] (0:15.76)	2:02.10 [5] (0:15.73)	1:46.36 [4] (0:14.94)	1:31.42 [3] (0:15.78)	1:15.64 [2] (0:16.42)	0:59.22 [2] (0:16.52)	0:42.70 [2] (0:15.64)	0:27.05 [1] (0:13.85)	0:13.20 [2] (0:13.20)
Average Speed [km/h]	49.7	46.8	46.9	48.2	46.8	44.9	43.6	47.0	53.0	54.6
Top Speed [km/h]	51.5	47.7	47.4	48.6	47.6	46.5	44.5	49.4	55.4	55.3
Avg. Dist. to Rail [m]	8.5	4.0	3.4	5.5	3.3	3.4	3.8	3.0	3.1	4.8



[] Ranking at each section and finish
 -:-:- No data available at this section
 NA No data available

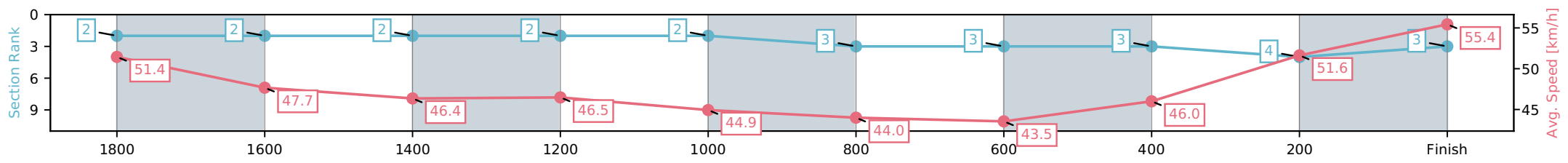
Horse/Jockey Name	Brilliant Chase/R J Butt
Finish Rank	3
Fastest Section Time (Section)	0:13.01 (200-0)
Top Speed [km/h] (Section)	56.3 (200-0)
Race State	Finished



NZ Metropolitan Trotting Club Inc Harness
 Race 11: GOLD BAND TAXIS MOBILE PACE - 1980m
 13 February 2026 - 9:39PM
 Weather: Cloudy



Section	L1980	L1800	L1600	L1400	L1200	L1000	L800	L600	L400	L200
Section Times	2:30.59 (0:12.20)	2:18.39 [2] (0:15.24)	2:03.15 [2] (0:15.68)	1:47.47 [2] (0:15.49)	1:31.98 [2] (0:16.16)	1:15.81 [3] (0:16.46)	0:59.36 [3] (0:16.55)	0:42.81 [3] (0:15.75)	0:27.06 [4] (0:14.05)	0:13.01 [3] (0:13.01)
Average Speed [km/h]	51.4	47.7	46.4	46.5	44.9	44.0	43.5	46.0	51.6	55.4
Top Speed [km/h]	53.4	50.5	47.1	47.4	45.9	45.1	44.5	49.4	55.0	56.3
Avg. Dist. to Rail [m]	4.2	1.8	1.4	2.6	1.2	1.0	1.3	1.0	1.3	1.3



[] Ranking at each section and finish
 -:-:- No data available at this section
 NA No data available

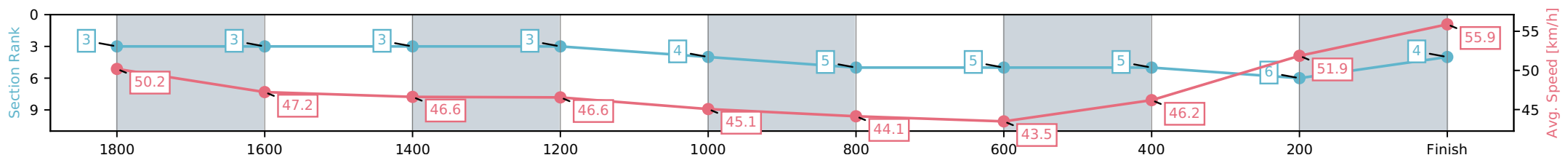
Horse/Jockey Name	Franco Lennon/T M Williams
Finish Rank	4
Fastest Section Time (Section)	0:12.90 (200-0)
Top Speed [km/h] (Section)	56.8 (200-0)
Race State	Finished



NZ Metropolitan Trotting Club Inc Harness
 Race 11: GOLD BAND TAXIS MOBILE PACE - 1980m
 13 February 2026 - 9:39PM
 Weather: Cloudy



Section	L1980	L1800	L1600	L1400	L1200	L1000	L800	L600	L400	L200
Section Times	2:30.78 (0:12.47)	2:18.31 [3] (0:15.43)	2:02.88 [3] (0:15.62)	1:47.27 [3] (0:15.46)	1:31.80 [4] (0:16.14)	1:15.66 [5] (0:16.45)	0:59.21 [5] (0:16.56)	0:42.65 [5] (0:15.73)	0:26.92 [6] (0:14.02)	0:12.90 [4] (0:12.90)
Average Speed [km/h]	50.2	47.2	46.6	46.6	45.1	44.1	43.5	46.2	51.9	55.9
Top Speed [km/h]	52.6	49.0	47.4	47.3	45.9	45.4	44.6	49.4	55.1	56.8
Avg. Dist. to Rail [m]	5.6	2.2	1.6	2.7	1.4	1.3	1.6	1.4	1.5	2.5



[] Ranking at each section and finish
 -:-:- No data available at this section
 NA No data available

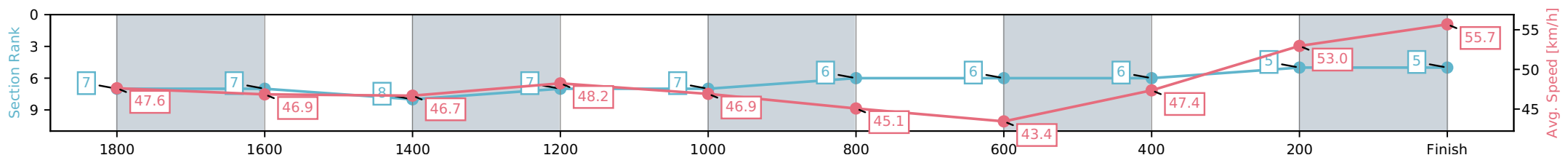
Horse/Jockey Name	Dancing N Heaven/J C Morrison
Finish Rank	5
Fastest Section Time (Section)	0:12.98 (200-0)
Top Speed [km/h] (Section)	56.4 (200-0)
Race State	Finished



NZ Metropolitan Trotting Club Inc Harness
 Race 11: GOLD BAND TAXIS MOBILE PACE - 1980m
 13 February 2026 - 9:39PM
 Weather: Cloudy



Section	L1980	L1800	L1600	L1400	L1200	L1000	L800	L600	L400	L200
Section Times	2:30.82 (0:13.23)	2:17.59 [7] (0:15.66)	2:01.93 [8] (0:15.83)	1:46.11 [7] (0:14.92)	1:31.18 [7] (0:15.90)	1:15.28 [6] (0:16.34)	0:58.94 [6] (0:16.58)	0:42.36 [6] (0:15.46)	0:26.90 [5] (0:13.92)	0:12.98 [5] (0:12.98)
Average Speed [km/h]	47.6	46.9	46.7	48.2	46.9	45.1	43.4	47.4	53.0	55.7
Top Speed [km/h]	48.7	48.2	47.4	50.1	49.9	47.0	44.1	49.3	56.2	56.4
Avg. Dist. to Rail [m]	11.4	3.2	3.7	6.5	4.4	3.2	3.1	2.4	4.0	7.4



[] Ranking at each section and finish
 -:-:- No data available at this section
 NA No data available

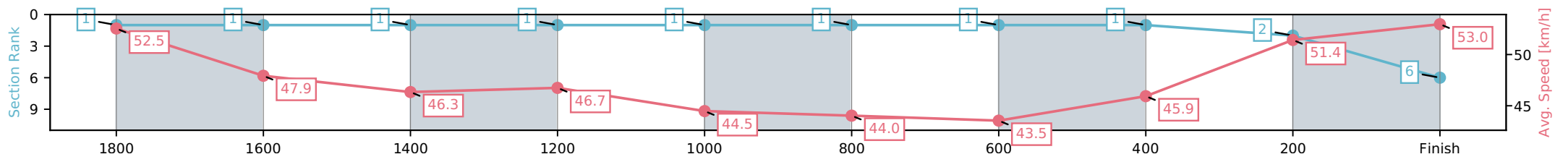
Horse/Jockey Name	Harry's Girl/S J Thornley
Finish Rank	6
Fastest Section Time (Section)	0:13.60 (200-0)
Top Speed [km/h] (Section)	53.6 (1980 - 1800)
Race State	Finished



NZ Metropolitan Trotting Club Inc Harness
 Race 11: GOLD BAND TAXIS MOBILE PACE - 1980m
 13 February 2026 - 9:39PM
 Weather: Cloudy



Section	L1980	L1800	L1600	L1400	L1200	L1000	L800	L600	L400	L200
Section Times	2:30.91 (0:11.91)	2:19.00 [1] (0:15.14)	2:03.86 [1] (0:15.65)	1:48.20 [1] (0:15.41)	1:32.79 [1] (0:16.31)	1:16.48 [1] (0:16.46)	1:00.02 [1] (0:16.53)	0:43.49 [1] (0:15.79)	0:27.70 [2] (0:14.10)	0:13.60 [6] (0:13.60)
Average Speed [km/h]	52.5	47.9	46.3	46.7	44.5	44.0	43.5	45.9	51.4	53.0
Top Speed [km/h]	53.6	52.6	47.0	47.2	45.9	45.4	44.1	48.9	53.4	53.6
Avg. Dist. to Rail [m]	2.7	1.5	1.2	2.4	1.0	1.1	1.3	1.1	1.4	3.9



[] Ranking at each section and finish
 -:-:- No data available at this section
 NA No data available

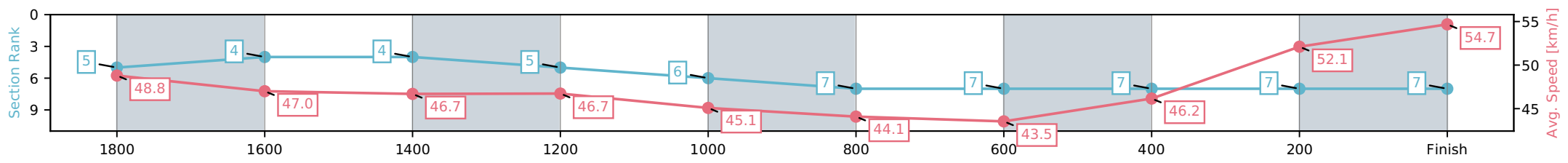
Horse/Jockey Name	Reimburst/R D Close
Finish Rank	7
Fastest Section Time (Section)	0:13.17 (200-0)
Top Speed [km/h] (Section)	56.1 (200-0)
Race State	Finished



NZ Metropolitan Trotting Club Inc Harness
 Race 11: GOLD BAND TAXIS MOBILE PACE - 1980m
 13 February 2026 - 9:39PM
 Weather: Cloudy



Section	L1980	L1800	L1600	L1400	L1200	L1000	L800	L600	L400	L200
Section Times	2:31.34 (0:12.84)	2:18.50 [4] (0:15.47)	2:03.03 [4] (0:15.58)	1:47.45 [5] (0:15.39)	1:32.06 [6] (0:16.16)	1:15.90 [7] (0:16.47)	0:59.42 [7] (0:16.55)	0:42.87 [7] (0:15.73)	0:27.14 [7] (0:13.97)	0:13.17 [7] (0:13.17)
Average Speed [km/h]	48.8	47.0	46.7	46.7	45.1	44.1	43.5	46.2	52.1	54.7
Top Speed [km/h]	50.2	50.3	47.6	47.5	46.2	45.4	44.9	49.1	55.4	56.1
Avg. Dist. to Rail [m]	5.5	1.6	1.5	2.8	1.5	1.4	1.7	1.3	1.9	4.1



[] Ranking at each section and finish
 -:-:- No data available at this section
 NA No data available

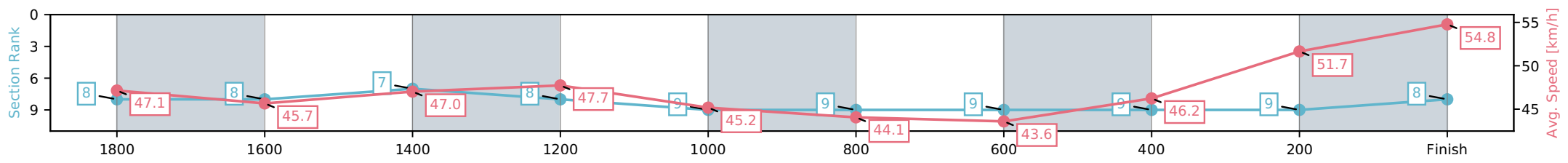
Horse/Jockey Name	Scotlynn Fortress/S J Ottley
Finish Rank	8
Fastest Section Time (Section)	0:13.16 (200-0)
Top Speed [km/h] (Section)	55.6 (200-0)
Race State	Finished



NZ Metropolitan Trotting Club Inc Harness
 Race 11: GOLD BAND TAXIS MOBILE PACE - 1980m
 13 February 2026 - 9:39PM
 Weather: Cloudy



Section	L1980	L1800	L1600	L1400	L1200	L1000	L800	L600	L400	L200
Section Times	2:31.73 (0:13.37)	2:18.36 [8] (0:15.87)	2:02.49 [7] (0:15.40)	1:47.09 [8] (0:15.09)	1:32.01 [9] (0:16.09)	1:15.92 [9] (0:16.50)	0:59.42 [9] (0:16.52)	0:42.90 [9] (0:15.70)	0:27.20 [9] (0:14.04)	0:13.16 [8] (0:13.16)
Average Speed [km/h]	47.1	45.7	47.0	47.7	45.2	44.1	43.6	46.2	51.7	54.8
Top Speed [km/h]	48.3	48.0	48.5	48.6	48.4	45.2	45.0	49.1	54.4	55.6
Avg. Dist. to Rail [m]	8.1	1.5	1.0	3.0	1.3	1.4	1.9	1.3	1.1	2.0



[] Ranking at each section and finish
 -:-:- No data available at this section
 NA No data available

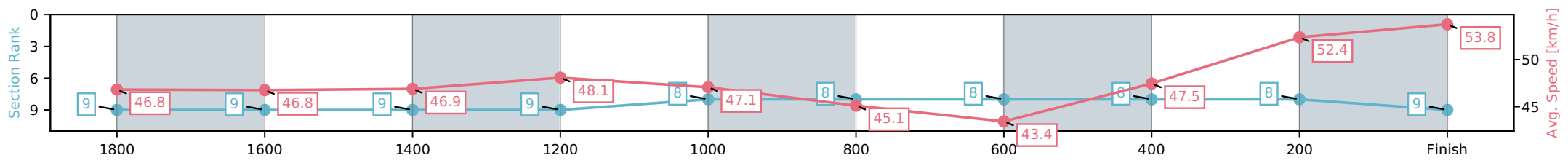
Horse/Jockey Name	Eyes Of An Angel/M J Williamson
Finish Rank	9
Fastest Section Time (Section)	0:13.40 (200-0)
Top Speed [km/h] (Section)	55.6 (200-0)
Race State	Finished



NZ Metropolitan Trotting Club Inc Harness
 Race 11: GOLD BAND TAXIS MOBILE PACE - 1980m
 13 February 2026 - 9:39PM
 Weather: Cloudy



Section	L1980	L1800	L1600	L1400	L1200	L1000	L800	L600	L400	L200
Section Times	2:31.76 (0:13.46)	2:18.30 [9] (0:15.85)	2:02.46 [9] (0:15.75)	1:46.71 [9] (0:14.97)	1:31.74 [8] (0:15.76)	1:15.97 [8] (0:16.38)	0:59.59 [8] (0:16.58)	0:43.02 [8] (0:15.51)	0:27.51 [8] (0:14.11)	0:13.40 [9] (0:13.40)
Average Speed [km/h]	46.8	46.8	46.9	48.1	47.1	45.1	43.4	47.5	52.4	53.8
Top Speed [km/h]	48.4	49.1	47.7	50.4	50.3	46.7	44.3	50.3	55.4	55.6
Avg. Dist. to Rail [m]	15.1	4.6	3.5	5.7	3.7	3.6	3.8	3.1	4.3	7.2



[] Ranking at each section and finish
 -:-:- No data available at this section
 NA No data available