



NZ Metropolitan Trotting Club Inc Harness
 Race 1: LISTEN LIVE ON SPORTNATION.NZ MOBILE TROT - 1980m
 19 February 2026 - 5:10PM



Weather: Fine

Field Times (Race Tempo) 2:27.91 (0:11.79) 2:16.12 (0:14.13) 2:01.99 (0:14.20) 1:47.79 (0:14.24) 1:33.55 (0:15.58) 1:17.96 (0:16.11) 1:01.85 (0:15.90) 0:45.95 (0:15.93)

Rank	TAB#	Horse	Overall Time	First 400m	Top Speed km/h (Section)	L1980	L1800	L1600	L1400	L1200	L1000	L800	L600
	(BAR#)	Driver	Margin (DT-W)	Last 600m	Fastest Section (Time)	Start - 1800	1800 - 1600	1600 - 1400	1400 - 1200	1200 - 1000	1000 - 800	800 - 600	600 - 400
1	11	Tu Tangata	2:27.91	0:29.48	52.0 (200-0)	2:27.91	2:14.67 [11]	1:59.89 [10]	1:45.47 [10]	1:31.16 [10]	1:15.63 [11]	0:59.95 [9]	0:44.91 [7]
	(U3)	P C Nairn		0:44.91	200-0 (0:13.98)	(0:13.24)	(0:14.78)	(0:14.42)	(0:14.31)	(0:15.53)	(0:15.68)	(0:15.04)	(0:15.86)
2	7	Hoof It Hagrid	2:27.95	0:28.18	54.0 (1600-1400)	2:27.95	2:15.63 [6]	2:01.34 [4]	1:47.36 [2]	1:33.18 [2]	1:17.68 [2]	1:01.58 [2]	0:45.69 [3]
	(7)	R E Harrison	0.3L (+4)	0:45.68	1600-1400 (0:13.98)	(0:12.32)	(0:14.30)	(0:13.98)	(0:14.18)	(0:15.50)	(0:16.10)	(0:15.89)	(0:16.00)
3	6	Kowhai Summit	2:28.03	0:29.60	51.3 (1600-1400)	2:28.03	2:15.11 [9]	2:00.03 [9]	1:45.61 [9]	1:31.32 [9]	1:16.40 [7]	1:00.76 [6]	0:45.37 [5]
	(6)	H M Sail	0.7L (+8)	0:45.36	1400-1200 (0:14.29)	(0:12.92)	(0:15.08)	(0:14.42)	(0:14.29)	(0:14.92)	(0:15.64)	(0:15.39)	(0:15.87)
4	12	Pyramid Rose	2:28.19	0:30.35	52.5 (200-0)	2:28.19	2:14.81 [12]	1:59.32 [12]	1:44.69 [12]	1:30.45 [12]	1:15.51 [12]	0:59.90 [11]	0:44.84 [9]
	(U4)	M J Williamson	1.6L (+5)	0:44.84	200-0 (0:13.96)	(0:13.38)	(0:15.49)	(0:14.63)	(0:14.24)	(0:14.94)	(0:15.61)	(0:15.06)	(0:15.83)
5	2	A Reason To Fight	2:28.62	0:28.97	52.0 (1980 - 1800)	2:28.62	2:16.13 [7]	2:01.27 [7]	1:46.75 [7]	1:32.21 [8]	1:17.19 [6]	1:01.64 [5]	0:46.22 [4]
	(2)	R D Close	4.2L (+1)	0:46.22	1600-1400 (0:14.52)	(0:12.49)	(0:14.85)	(0:14.52)	(0:14.55)	(0:15.01)	(0:15.55)	(0:15.42)	(0:15.76)
6	8	Tribbiani	2:28.63	0:28.36	53.9 (1980 - 1800)	2:28.63	2:16.65 [2]	2:01.99 [5]	1:47.20 [5]	1:32.61 [6]	1:17.75 [4]	1:02.05 [3]	0:46.61 [2]
	(8)	T M Williams	4.2L (+6)	0:46.61	1400-1200 (0:14.59)	(0:11.98)	(0:14.66)	(0:14.79)	(0:14.59)	(0:14.85)	(0:15.71)	(0:15.44)	(0:15.87)
7	10	Aspirational Dream	2:28.67	0:29.80	51.2 (1600-1400)	2:28.67	2:15.46 [10]	2:00.33 [11]	1:45.93 [11]	1:31.61 [11]	1:16.74 [9]	1:01.06 [7]	0:45.67 [8]
	(U2)	J C Morrison	4.5L (+0)	0:45.67	1400-1200 (0:14.32)	(0:13.21)	(0:15.13)	(0:14.40)	(0:14.32)	(0:14.87)	(0:15.68)	(0:15.40)	(0:15.93)
8	3	Father Ned	2:29.03	0:28.11	54.2 (1980 - 1800)	2:29.03	2:17.02 [3]	2:02.62 [2]	1:47.92 [4]	1:33.48 [3]	1:18.25 [3]	1:02.19 [4]	0:46.37 [6]
	(3)	W J House	6.6L (-4)	0:46.37	1800-1600 (0:14.40)	(0:12.01)	(0:14.40)	(0:14.70)	(0:14.44)	(0:15.23)	(0:16.06)	(0:15.83)	(0:15.95)
9	5	Crown The Moment	2:29.74	0:28.63	52.5 (1980 - 1800)	2:29.74	2:17.44 [5]	2:02.74 [6]	1:48.29 [6]	1:33.73 [5]	1:18.09 [8]	1:01.59 [10]	0:46.31 [10]
	(5)	B T Hope	10.8L (-9)	0:46.31	1600-1400 (0:14.45)	(0:12.30)	(0:14.70)	(0:14.45)	(0:14.56)	(0:15.64)	(0:16.50)	(0:15.28)	(0:15.82)
10	9	Brewster Baker	2:29.79	0:29.02	53.5 (400-200)	2:29.79	2:17.06 [8]	2:02.18 [8]	1:47.85 [8]	1:33.43 [7]	1:17.81 [10]	1:01.27 [12]	0:46.09 [11]
	(U1)	John R Dunn	11.0L (-1)	0:46.10	1600-1400 (0:14.33)	(0:12.74)	(0:14.87)	(0:14.33)	(0:14.42)	(0:15.62)	(0:16.54)	(0:15.17)	(0:15.87)

[] Position in running at each section and finish TAB# Saddle cloth number

Fastest split

-:-:- No data available at this section

BAR# Barrier/Gate Position

Fastest section

NA No data available

DNF Did not finish

DNT Did not track

DT-W Distance travelled compared to winner in metres



NZ Metropolitan Trotting Club Inc Harness
 Race 1: LISTEN LIVE ON SPORTNATION.NZ MOBILE TROT - 1980m
 19 February 2026 - 5:10PM



Weather: Fine

Field Times (Race Tempo) 2:27.91 (0:11.79) 2:16.12 (0:14.13) 2:01.99 (0:14.20) 1:47.79 (0:14.24) 1:33.55 (0:15.58) 1:17.96 (0:16.11) 1:01.85 (0:15.90) 0:45.95 (0:15.93)

Rank	TAB#	Horse	Overall Time	First 400m	Top Speed km/h (Section)	L1980	L1800	L1600	L1400	L1200	L1000	L800	L600
	(BAR#)	Driver	Margin (DT-W)	Last 600m	Fastest Section (Time)	Start - 1800	1800 - 1600	1600 - 1400	1400 - 1200	1200 - 1000	1000 - 800	800 - 600	600 - 400
11	4	He's My Creation	2:31.34	0:27.50	55.2 (1980 - 1800)	2:31.34	2:19.55 [1]	2:05.42 [1]	1:51.22 [1]	1:36.98 [1]	1:21.39 [1]	1:05.28 [1]	0:49.38 [1]
	(4)	B N Orange	20.2L (-7)	0:49.38	1800-1600 (0:14.13)	(0:11.79)	(0:14.13)	(0:14.20)	(0:14.24)	(0:15.58)	(0:16.11)	(0:15.90)	(0:16.01)
12	1	Something Else	2:50.84	0:28.25	52.5 (1980 - 1800)	2:50.84	2:38.55 [4]	2:24.25 [3]	2:09.80 [3]	1:55.18 [4]	1:39.52 [5]	1:23.06 [8]	1:06.06 [12]
	(1)	R J Butt	134.9L (-5)	1:06.06	1800-1600 (0:14.30)	(0:12.29)	(0:14.30)	(0:14.45)	(0:14.62)	(0:15.66)	(0:16.45)	(0:17.01)	(0:21.15)

[] Position in running at each section and finish TAB# Saddle cloth number

Fastest split

-:-:- No data available at this section

BAR# Barrier/Gate Position

Fastest section

NA No data available

DNF Did not finish

DNT Did not track

DT-W Distance travelled compared to winner in metres



NZ Metropolitan Trotting Club Inc Harness
 Race 1: LISTEN LIVE ON SPORTNATION.NZ MOBILE TROT - 1980m
 19 February 2026 - 5:10PM



Weather: Fine

Field Times 0:30.02 0:14.44
 (Race Tempo) (0:15.58) (0:14.44)

Rank	TAB#	Horse	Overall Time	First 400m	Top Speed km/h (Section)	L400	L200						
	(BAR#)	Driver	Margin (DT-W)	Last 600m	Fastest Section (Time)	400 - 200	200 - Finish						
1	11	Tu Tangata	2:27.91	0:29.48	52.0 (200-0)	0:29.05 [7]	0:13.98 [5]						
	(U3)	P C Nairn		0:44.91	200-0 (0:13.98)	(0:15.07)	(0:13.98)						
2	7	Hoof It Hagrid	2:27.95	0:28.18	54.0 (1600-1400)	0:29.68 [4]	0:14.28 [3]						
	(7)	R E Harrison	0.3L (+4)	0:45.68	1600-1400 (0:13.98)	(0:15.40)	(0:14.28)						
3	6	Kowhai Summit	2:28.03	0:29.60	51.3 (1600-1400)	0:29.50 [5]	0:14.53 [2]						
	(6)	H M Sail	0.7L (+8)	0:45.36	1400-1200 (0:14.29)	(0:14.96)	(0:14.53)						
4	12	Pyramid Rose	2:28.19	0:30.35	52.5 (200-0)	0:29.01 [9]	0:13.96 [8]						
	(U4)	M J Williamson	1.6L (+5)	0:44.84	200-0 (0:13.96)	(0:15.05)	(0:13.96)						
5	2	A Reason To Fight	2:28.62	0:28.97	52.0 (1980 - 1800)	0:30.46 [3]	0:15.15 [1]						
	(2)	R D Close	4.2L (+1)	0:46.22	1600-1400 (0:14.52)	(0:15.31)	(0:15.15)						
6	8	Tribbiani	2:28.63	0:28.36	53.9 (1980 - 1800)	0:30.74 [1]	0:14.95 [4]						
	(8)	T M Williams	4.2L (+6)	0:46.61	1400-1200 (0:14.59)	(0:15.79)	(0:14.95)						
7	10	Aspirational Dream	2:28.67	0:29.80	51.2 (1600-1400)	0:29.73 [8]	0:14.58 [6]						
	(U2)	J C Morrison	4.5L (+0)	0:45.67	1400-1200 (0:14.32)	(0:15.16)	(0:14.58)						
8	3	Father Ned	2:29.03	0:28.11	54.2 (1980 - 1800)	0:30.42 [6]	0:14.84 [7]						
	(3)	W J House	6.6L (-4)	0:46.37	1800-1600 (0:14.40)	(0:15.58)	(0:14.84)						
9	5	Crown The Moment	2:29.74	0:28.63	52.5 (1980 - 1800)	0:30.49 [10]	0:15.14 [11]						
	(5)	B T Hope	10.8L (-9)	0:46.31	1600-1400 (0:14.45)	(0:15.35)	(0:15.14)						
10	9	Brewster Baker	2:29.79	0:29.02	53.5 (400-200)	0:30.23 [11]	0:15.49 [10]						
	(U1)	John R Dunn	11.0L (-1)	0:46.10	1600-1400 (0:14.33)	(0:14.74)	(0:15.49)						

[] Position in running at each section and finish TAB# Saddle cloth number

Fastest split

-:-:- No data available at this section

BAR# Barrier/Gate Position

Fastest section

NA No data available

DNF Did not finish

DNT Did not track

DT-W Distance travelled compared to winner in metres



NZ Metropolitan Trotting Club Inc Harness
 Race 1: LISTEN LIVE ON SPORTNATION.NZ MOBILE TROT - 1980m
 19 February 2026 - 5:10PM



Weather: Fine

Field Times 0:30.02 0:14.44
 (Race Tempo) (0:15.58) (0:14.44)

Rank	TAB#	Horse	Overall Time	First 400m	Top Speed km/h (Section)	L400	L200						
	(BAR#)	Driver	Margin (DT-W)	Last 600m	Fastest Section (Time)	400 - 200	200 - Finish						
11	4	He's My Creation	2:31.34	0:27.50	55.2 (1980 - 1800)	0:33.37 [2]	0:17.08 [9]						
	(4)	B N Orange	20.2L (-7)	0:49.38	1800-1600 (0:14.13)	(0:16.29)	(0:17.08)						
12	1	Something Else	2:50.84	0:28.25	52.5 (1980 - 1800)	0:44.91 [12]	0:22.33 [12]						
	(1)	R J Butt	134.9L (-5)	1:06.06	1800-1600 (0:14.30)	(0:22.58)	(0:22.33)						

[] Position in running at each section and finish TAB# Saddle cloth number
 -:-:- No data available at this section BAR# Barrier/Gate Position
 NA No data available DNF Did not finish
 DNT Did not track DT-W Distance travelled compared to winner in metres

Fastest split
 Fastest section

Horse/Jockey Name	Tu Tangata/P C Nairn
Finish Rank	1
Fastest Section Time (Section)	0:13.98 (200-0)
Top Speed [km/h] (Section)	52.0 (200-0)
Race State	Finished



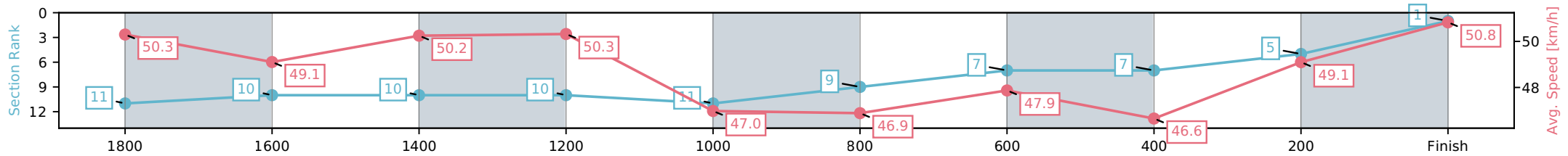
NZ Metropolitan Trotting Club Inc Harness
 Race 1: LISTEN LIVE ON SPORTNATION.NZ MOBILE TROT -
 1980m



19 February 2026 - 5:10PM

Weather: Fine

Section	L1980	L1800	L1600	L1400	L1200	L1000	L800	L600	L400	L200
Section Times	2:27.91 (0:13.24)	2:14.67 [10] (0:14.78)	1:59.89 [10] (0:14.42)	1:45.47 [10] (0:14.31)	1:31.16 [11] (0:15.53)	1:15.63 [9] (0:15.68)	0:59.95 [7] (0:15.04)	0:44.91 [7] (0:15.86)	0:29.05 [5] (0:15.07)	0:13.98 [1] (0:13.98)
Average Speed [km/h]	50.3	49.1	50.2	50.3	47.0	46.9	47.9	46.6	49.1	50.8
Top Speed [km/h]	51.6	51.0	50.8	51.3	50.1	48.8	50.1	47.7	51.5	52.0
Avg. Dist. to Rail [m]	9.3	2.0	1.0	3.3	1.7	2.9	4.3	4.0	4.5	9.7



[] Ranking at each section and finish
 -:-:- No data available at this section
 NA No data available

Horse/Jockey Name	Hoof It Hagrid/R E Harrison
Finish Rank	2
Fastest Section Time (Section)	0:13.98 (1600-1400)
Top Speed [km/h] (Section)	54.0 (1600-1400)
Race State	Finished



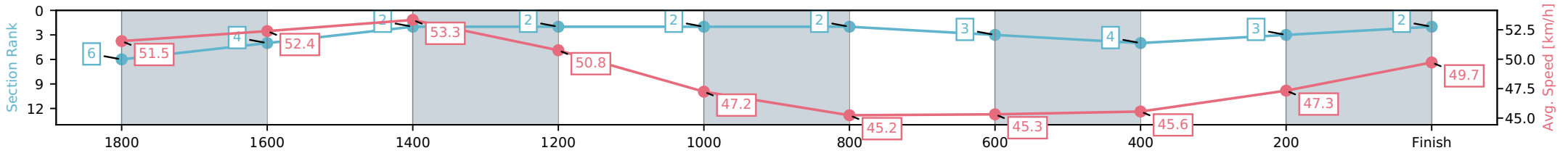
NZ Metropolitan Trotting Club Inc Harness
 Race 1: LISTEN LIVE ON SPORTNATION.NZ MOBILE TROT -
 1980m



19 February 2026 - 5:10PM

Weather: Fine

Section	L1980	L1800	L1600	L1400	L1200	L1000	L800	L600	L400	L200
Section Times	2:27.95 (0:12.32)	2:15.63 [4] (0:14.30)	2:01.34 [2] (0:13.98)	1:47.36 [2] (0:14.18)	1:33.18 [2] (0:15.50)	1:17.68 [2] (0:16.10)	1:01.58 [3] (0:15.89)	0:45.69 [4] (0:16.00)	0:29.68 [3] (0:15.40)	0:14.28 [2] (0:14.28)
Average Speed [km/h]	51.5	52.4	53.3	50.8	47.2	45.2	45.3	45.6	47.3	49.7
Top Speed [km/h]	52.7	53.0	54.0	51.8	49.6	46.7	45.8	46.0	50.9	51.4
Avg. Dist. to Rail [m]	11.4	6.5	4.3	4.1	2.1	1.7	2.5	2.1	2.1	4.3



- [] Ranking at each section and finish
- :-:- No data available at this section
- NA No data available

Horse/Jockey Name	Kowhai Summit/H M Sail
Finish Rank	3
Fastest Section Time (Section)	0:14.29 (1400-1200)
Top Speed [km/h] (Section)	51.3 (1600-1400)
Race State	Finished



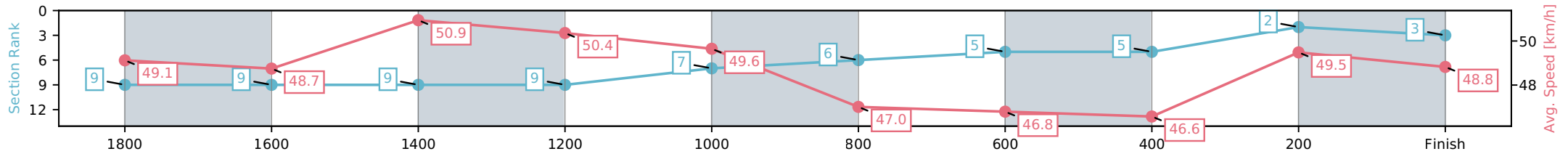
NZ Metropolitan Trotting Club Inc Harness
 Race 1: LISTEN LIVE ON SPORTNATION.NZ MOBILE TROT -
 1980m



19 February 2026 - 5:10PM

Weather: Fine

Section	L1980	L1800	L1600	L1400	L1200	L1000	L800	L600	L400	L200
Section Times	2:28.03 (0:12.92)	2:15.11 [9] (0:15.08)	2:00.03 [9] (0:14.42)	1:45.61 [9] (0:14.29)	1:31.32 [7] (0:14.92)	1:16.40 [6] (0:15.64)	1:00.76 [5] (0:15.39)	0:45.37 [5] (0:15.87)	0:29.50 [2] (0:14.96)	0:14.53 [3] (0:14.53)
Average Speed [km/h]	49.1	48.7	50.9	50.4	49.6	47.0	46.8	46.6	49.5	48.8
Top Speed [km/h]	50.6	50.4	51.3	51.1	50.6	48.5	48.0	47.6	50.7	50.6
Avg. Dist. to Rail [m]	9.4	3.9	2.8	5.2	3.4	3.0	4.4	3.9	4.4	7.7



- [] Ranking at each section and finish
- :-:- No data available at this section
- NA No data available

Horse/Jockey Name	Pyramid Rose/M J Williamson
Finish Rank	4
Fastest Section Time (Section)	0:13.96 (200-0)
Top Speed [km/h] (Section)	52.5 (200-0)
Race State	Finished



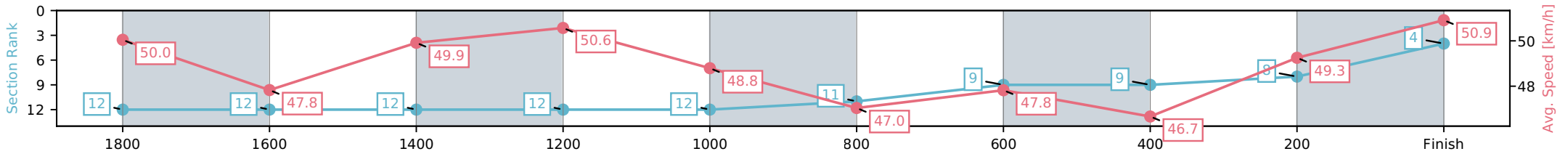
NZ Metropolitan Trotting Club Inc Harness
 Race 1: LISTEN LIVE ON SPORTNATION.NZ MOBILE TROT - 1980m



19 February 2026 - 5:10PM

Weather: Fine

Section	L1980	L1800	L1600	L1400	L1200	L1000	L800	L600	L400	L200
Section Times	2:28.19 (0:13.38)	2:14.81 [12] (0:15.49)	1:59.32 [12] (0:14.63)	1:44.69 [12] (0:14.24)	1:30.45 [12] (0:14.94)	1:15.51 [11] (0:15.61)	0:59.90 [9] (0:15.06)	0:44.84 [9] (0:15.83)	0:29.01 [8] (0:15.05)	0:13.96 [4] (0:13.96)
Average Speed [km/h]	50.0	47.8	49.9	50.6	48.8	47.0	47.8	46.7	49.3	50.9
Top Speed [km/h]	51.2	49.2	50.9	51.3	50.3	49.3	49.6	47.9	52.4	52.5
Avg. Dist. to Rail [m]	13.8	5.7	2.0	4.2	1.7	2.7	4.0	3.9	4.8	10.7



[] Ranking at each section and finish
 -:-:- No data available at this section
 NA No data available

Horse/Jockey Name	A Reason To Fight/R D Close
Finish Rank	5
Fastest Section Time (Section)	0:14.52 (1600-1400)
Top Speed [km/h] (Section)	52.0 (1980 - 1800)
Race State	Finished



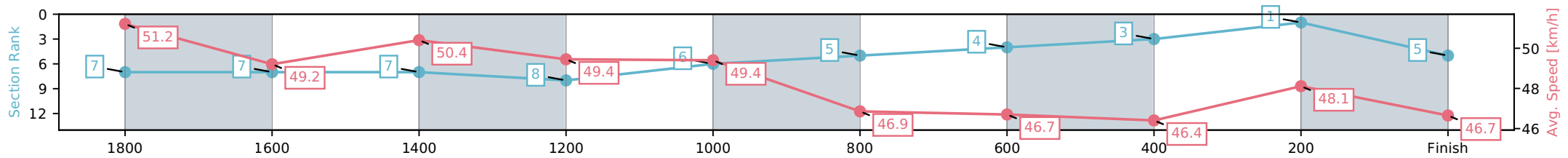
NZ Metropolitan Trotting Club Inc Harness
 Race 1: LISTEN LIVE ON SPORTNATION.NZ MOBILE TROT - 1980m



19 February 2026 - 5:10PM

Weather: Fine

Section	L1980	L1800	L1600	L1400	L1200	L1000	L800	L600	L400	L200
Section Times	2:28.62 (0:12.49)	2:16.13 [7] (0:14.85)	2:01.27 [7] (0:14.52)	1:46.75 [8] (0:14.55)	1:32.21 [6] (0:15.01)	1:17.19 [5] (0:15.55)	1:01.64 [4] (0:15.42)	0:46.22 [3] (0:15.76)	0:30.46 [1] (0:15.31)	0:15.15 [5] (0:15.15)
Average Speed [km/h]	51.2	49.2	50.4	49.4	49.4	46.9	46.7	46.4	48.1	46.7
Top Speed [km/h]	52.0	50.3	50.9	50.8	50.6	48.4	47.3	47.4	49.2	49.2
Avg. Dist. to Rail [m]	4.1	2.7	2.5	6.0	3.6	1.9	3.3	2.6	3.7	7.0



- [] Ranking at each section and finish
- :-:- No data available at this section
- NA No data available

Horse/Jockey Name	Tribbiani/T M Williams
Finish Rank	6
Fastest Section Time (Section)	0:14.59 (1400-1200)
Top Speed [km/h] (Section)	53.9 (1980 - 1800)
Race State	Finished



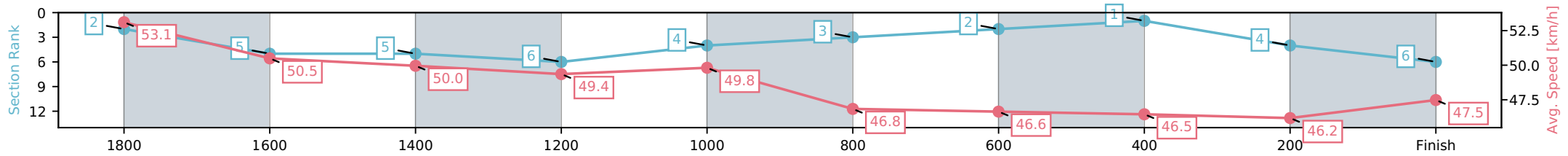
NZ Metropolitan Trotting Club Inc Harness
 Race 1: LISTEN LIVE ON SPORTNATION.NZ MOBILE TROT - 1980m



19 February 2026 - 5:10PM

Weather: Fine

Section	L1980	L1800	L1600	L1400	L1200	L1000	L800	L600	L400	L200
Section Times	2:28.63 (0:11.98)	2:16.65 [5] (0:14.66)	2:01.99 [5] (0:14.79)	1:47.20 [6] (0:14.59)	1:32.61 [4] (0:14.85)	1:17.75 [3] (0:15.71)	1:02.05 [2] (0:15.44)	0:46.61 [1] (0:15.87)	0:30.74 [4] (0:15.79)	0:14.95 [6] (0:14.95)
Average Speed [km/h]	53.1	50.5	50.0	49.4	49.8	46.8	46.6	46.5	46.2	47.5
Top Speed [km/h]	53.9	52.1	50.7	50.2	51.7	48.7	46.9	47.4	48.6	49.1
Avg. Dist. to Rail [m]	12.3	5.1	3.4	5.0	3.4	3.0	4.1	3.6	1.3	1.5



- [] Ranking at each section and finish
- :-:- No data available at this section
- NA No data available

Horse/Jockey Name	Aspirational Dream/J C Morrison
Finish Rank	7
Fastest Section Time (Section)	0:14.32 (1400-1200)
Top Speed [km/h] (Section)	51.2 (1600-1400)
Race State	Finished



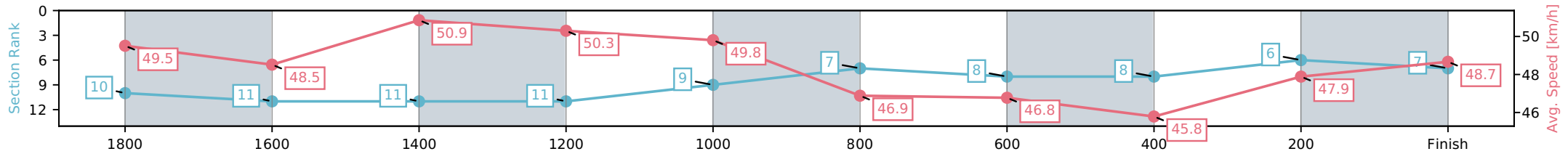
NZ Metropolitan Trotting Club Inc Harness
 Race 1: LISTEN LIVE ON SPORTNATION.NZ MOBILE TROT - 1980m



19 February 2026 - 5:10PM

Weather: Fine

Section	L1980	L1800	L1600	L1400	L1200	L1000	L800	L600	L400	L200
Section Times	2:28.67 (0:13.21)	2:15.46 [11] (0:15.13)	2:00.33 [11] (0:14.40)	1:45.93 [11] (0:14.32)	1:31.61 [9] (0:14.87)	1:16.74 [7] (0:15.68)	1:01.06 [8] (0:15.40)	0:45.67 [8] (0:15.93)	0:29.73 [6] (0:15.16)	0:14.58 [7] (0:14.58)
Average Speed [km/h]	49.5	48.5	50.9	50.3	49.8	46.9	46.8	45.8	47.9	48.7
Top Speed [km/h]	51.1	49.8	51.2	51.1	50.6	48.4	49.2	46.5	50.0	50.1
Avg. Dist. to Rail [m]	10.3	4.1	2.5	5.4	3.5	2.9	2.7	2.3	1.5	3.9



- [] Ranking at each section and finish
- :-:- No data available at this section
- NA No data available

Horse/Jockey Name	Father Ned/W J House
Finish Rank	8
Fastest Section Time (Section)	0:14.40 (1800-1600)
Top Speed [km/h] (Section)	54.2 (1980 - 1800)
Race State	Finished



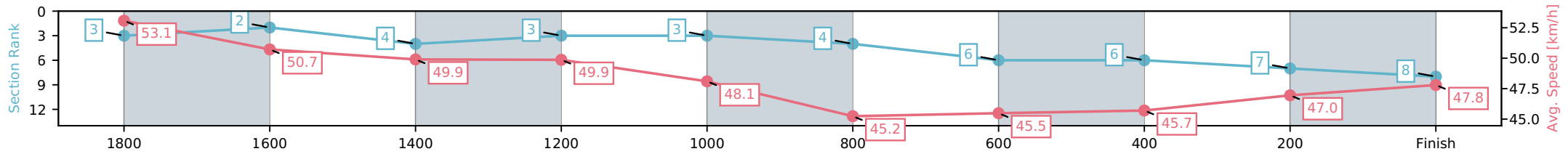
NZ Metropolitan Trotting Club Inc Harness
 Race 1: LISTEN LIVE ON SPORTNATION.NZ MOBILE TROT - 1980m



19 February 2026 - 5:10PM

Weather: Fine

Section	L1980	L1800	L1600	L1400	L1200	L1000	L800	L600	L400	L200
Section Times	2:29.03 (0:12.01)	2:17.02 [2] (0:14.40)	2:02.62 [4] (0:14.70)	1:47.92 [3] (0:14.44)	1:33.48 [3] (0:15.23)	1:18.25 [4] (0:16.06)	1:02.19 [6] (0:15.83)	0:46.37 [6] (0:15.95)	0:30.42 [7] (0:15.58)	0:14.84 [8] (0:14.84)
Average Speed [km/h]	53.1	50.7	49.9	49.9	48.1	45.2	45.5	45.7	47.0	47.8
Top Speed [km/h]	54.2	51.7	50.5	51.0	51.1	47.0	45.9	46.3	49.0	49.2
Avg. Dist. to Rail [m]	5.1	2.5	2.6	4.9	2.2	1.3	2.3	2.1	2.7	6.0



- [] Ranking at each section and finish
- :-:- No data available at this section
- NA No data available

Horse/Jockey Name	Crown The Moment/B T Hope
Finish Rank	9
Fastest Section Time (Section)	0:14.45 (1600-1400)
Top Speed [km/h] (Section)	52.5 (1980 - 1800)
Race State	Finished



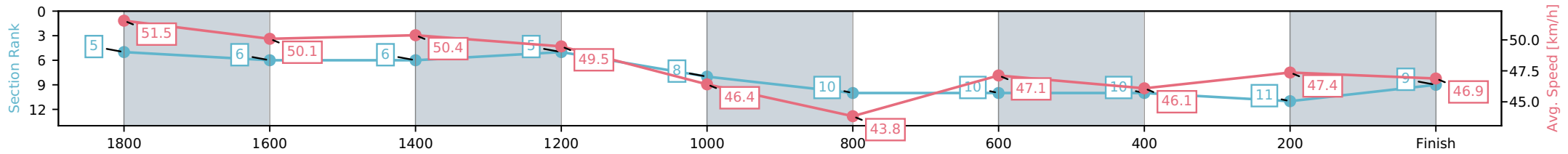
NZ Metropolitan Trotting Club Inc Harness
 Race 1: LISTEN LIVE ON SPORTNATION.NZ MOBILE TROT - 1980m



19 February 2026 - 5:10PM

Weather: Fine

Section	L1980	L1800	L1600	L1400	L1200	L1000	L800	L600	L400	L200
Section Times	2:29.74 (0:12.30)	2:17.44 [6] (0:14.70)	2:02.74 [6] (0:14.45)	1:48.29 [5] (0:14.56)	1:33.73 [8] (0:15.64)	1:18.09 [10] (0:16.50)	1:01.59 [10] (0:15.28)	0:46.31 [10] (0:15.82)	0:30.49 [11] (0:15.35)	0:15.14 [9] (0:15.14)
Average Speed [km/h]	51.5	50.1	50.4	49.5	46.4	43.8	47.1	46.1	47.4	46.9
Top Speed [km/h]	52.5	52.4	50.8	50.1	49.4	45.4	49.5	47.5	49.9	47.9
Avg. Dist. to Rail [m]	8.1	4.0	1.5	3.0	1.1	0.8	2.3	2.2	1.3	4.1



- [] Ranking at each section and finish
- :-:- No data available at this section
- NA No data available

Horse/Jockey Name	Brewster Baker/John R Dunn
Finish Rank	10
Fastest Section Time (Section)	0:14.33 (1600-1400)
Top Speed [km/h] (Section)	53.5 (400-200)
Race State	Finished



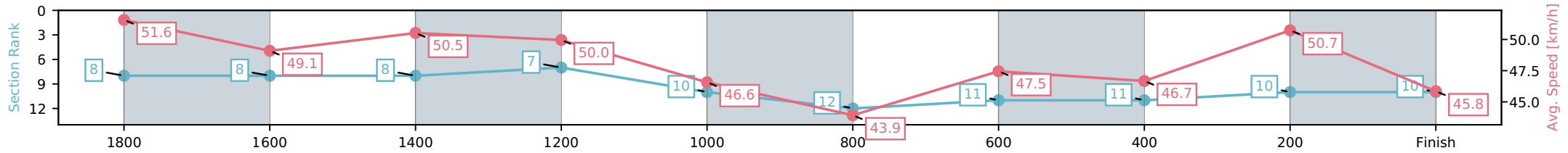
NZ Metropolitan Trotting Club Inc Harness
 Race 1: LISTEN LIVE ON SPORTNATION.NZ MOBILE TROT - 1980m



19 February 2026 - 5:10PM

Weather: Fine

Section	L1980	L1800	L1600	L1400	L1200	L1000	L800	L600	L400	L200
Section Times	2:29.79 (0:12.74)	2:17.06 [8] (0:14.87)	2:02.18 [8] (0:14.33)	1:47.85 [7] (0:14.42)	1:33.43 [10] (0:15.62)	1:17.81 [12] (0:16.54)	1:01.27 [11] (0:15.17)	0:46.09 [11] (0:15.87)	0:30.23 [10] (0:14.74)	0:15.49 [10] (0:15.49)
Average Speed [km/h]	51.6	49.1	50.5	50.0	46.6	43.9	47.5	46.7	50.7	45.8
Top Speed [km/h]	52.7	50.6	51.3	51.4	49.8	45.3	50.2	47.1	53.5	53.5
Avg. Dist. to Rail [m]	7.2	2.8	1.0	3.2	1.4	1.2	4.1	4.2	6.2	13.6



- [] Ranking at each section and finish
- :-:- No data available at this section
- NA No data available

Horse/Jockey Name	He's My Creation/B N Orange
Finish Rank	11
Fastest Section Time (Section)	0:14.13 (1800-1600)
Top Speed [km/h] (Section)	55.2 (1980 - 1800)
Race State	Finished



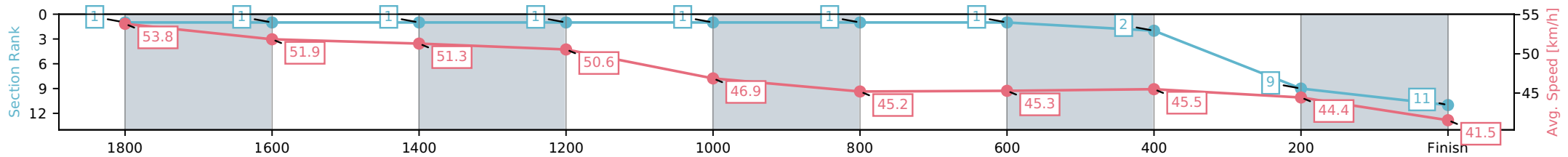
NZ Metropolitan Trotting Club Inc Harness
 Race 1: LISTEN LIVE ON SPORTNATION.NZ MOBILE TROT - 1980m



19 February 2026 - 5:10PM

Weather: Fine

Section	L1980	L1800	L1600	L1400	L1200	L1000	L800	L600	L400	L200
Section Times	2:31.34 (0:11.79)	2:19.55 [1] (0:14.13)	2:05.42 [1] (0:14.20)	1:51.22 [1] (0:14.24)	1:36.98 [1] (0:15.58)	1:21.39 [1] (0:16.11)	1:05.28 [1] (0:15.90)	0:49.38 [2] (0:16.01)	0:33.37 [9] (0:16.29)	0:17.08 [11] (0:17.08)
Average Speed [km/h]	53.8	51.9	51.3	50.6	46.9	45.2	45.3	45.5	44.4	41.5
Top Speed [km/h]	55.2	54.0	51.8	51.8	48.5	46.6	45.7	45.8	45.5	43.6
Avg. Dist. to Rail [m]	6.9	3.4	1.7	3.9	1.9	1.6	2.4	2.0	0.9	2.6



- [] Ranking at each section and finish
- :-:- No data available at this section
- NA No data available

Horse/Jockey Name	Something Else/R J Butt
Finish Rank	12
Fastest Section Time (Section)	0:14.30 (1800-1600)
Top Speed [km/h] (Section)	52.5 (1980 - 1800)
Race State	Finished



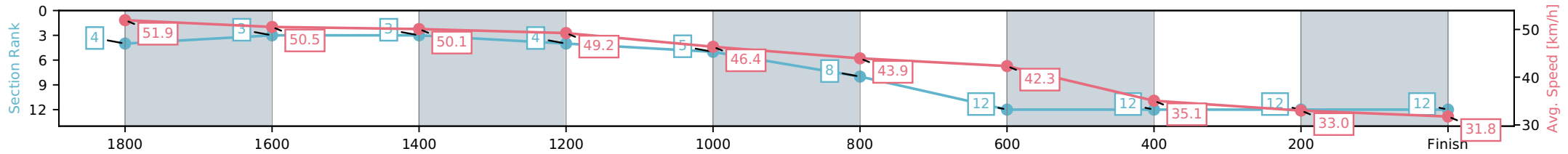
NZ Metropolitan Trotting Club Inc Harness
 Race 1: LISTEN LIVE ON SPORTNATION.NZ MOBILE TROT - 1980m



19 February 2026 - 5:10PM

Weather: Fine

Section	L1980	L1800	L1600	L1400	L1200	L1000	L800	L600	L400	L200
Section Times	2:50.84 (0:12.29)	2:38.55 [3] (0:14.30)	2:24.25 [3] (0:14.45)	2:09.80 [4] (0:14.62)	1:55.18 [5] (0:15.66)	1:39.52 [8] (0:16.45)	1:23.06 [12] (0:17.01)	1:06.06 [12] (0:21.15)	0:44.91 [12] (0:22.58)	0:22.33 [12] (0:22.33)
Average Speed [km/h]	51.9	50.5	50.1	49.2	46.4	43.9	42.3	35.1	33.0	31.8
Top Speed [km/h]	52.5	51.9	50.5	50.2	48.7	45.3	43.8	38.4	34.0	33.6
Avg. Dist. to Rail [m]	0.9	0.8	0.9	3.0	1.1	0.7	1.0	3.7	5.5	10.3



- [] Ranking at each section and finish
- :-:- No data available at this section
- NA No data available