



# NZ Metropolitan Trotting Club Inc Harness

Race 2: BRECKON FARMS 'THANKS BUYERS FROM THE SALES' MOBILE PACE - 2600m

19 February 2026 - 5:40PM



Weather: Fine

Field Times	3:11.84	2:58.59	2:43.63	2:28.45	2:13.82	1:58.78	1:43.47	1:28.14
(Race Tempo)	(0:13.25)	(0:14.96)	(0:15.18)	(0:14.62)	(0:15.04)	(0:15.31)	(0:15.33)	(0:15.22)

Rank	TAB#	Horse	Overall Time	First 400m	Top Speed km/h (Section)	L2600	L2400	L2200	L2000	L1800	L1600	L1400	L1200
	(BAR#)	Driver	Margin (DT-W)	Last 600m	Fastest Section (Time)	Start - 2400	2400 - 2200	2200 - 2000	2000 - 1800	1800 - 1600	1600 - 1400	1400 - 1200	1200 - 1000
1	8	Arma Hunter	3:11.84	0:28.21	52.9 (2400-2200)	3:11.84	2:58.59 [1]	2:43.63 [1]	2:28.45 [1]	2:13.82 [1]	1:58.78 [1]	1:43.47 [1]	1:28.14 [1]
	(8)	R E Harrison		0:43.85	2600 - 2400 (0:13.25)	(0:13.25)	(0:14.96)	(0:15.18)	(0:14.62)	(0:15.04)	(0:15.31)	(0:15.33)	(0:15.22)
2	2	Jukebox Gypsy	3:12.13	0:28.55	53.1 (2600 - 2400)	3:12.13	2:58.84 [2]	2:43.58 [2]	2:28.40 [2]	2:13.76 [3]	1:58.74 [3]	1:43.43 [3]	1:28.08 [2]
	(2)	H V Douglas	1.7L (-3)	0:43.82	2600 - 2400 (0:13.29)	(0:13.29)	(0:15.26)	(0:15.17)	(0:14.64)	(0:15.02)	(0:15.31)	(0:15.35)	(0:15.19)
3	10	Hugo	3:12.40	0:28.88	52.5 (2600 - 2400)	3:12.40	2:58.76 [6]	2:43.52 [4]	2:28.18 [5]	2:13.58 [5]	1:58.70 [5]	1:43.43 [4]	1:28.05 [4]
	(10)	W J House	3.3L (-5)	0:43.74	2600 - 2400 (0:13.64)	(0:13.64)	(0:15.24)	(0:15.34)	(0:14.60)	(0:14.88)	(0:15.26)	(0:15.39)	(0:15.24)
4	9	Ocean Of Tears	3:12.85	0:29.64	53.6 (400-200)	3:12.85	2:58.63 [10]	2:43.21 [9]	2:27.95 [9]	2:13.36 [9]	1:58.23 [9]	1:42.96 [9]	1:27.55 [10]
	(9)	D M Williams	5.9L (+28)	0:43.53	800-600 (0:13.89)	(0:14.22)	(0:15.42)	(0:15.26)	(0:14.59)	(0:15.13)	(0:15.27)	(0:15.41)	(0:15.14)
5	3	Whyamihere	3:13.42	0:29.01	51.5 (800-600)	3:13.42	2:59.87 [4]	2:44.40 [5]	2:29.15 [6]	2:14.53 [6]	1:59.41 [6]	1:44.14 [6]	1:28.72 [6]
	(3)	H M Sail	9.3L (+16)	0:44.46	2600 - 2400 (0:13.55)	(0:13.55)	(0:15.46)	(0:15.25)	(0:14.62)	(0:15.12)	(0:15.28)	(0:15.41)	(0:15.14)
6	4	Playing With Stars	3:13.44	0:28.71	52.3 (2600 - 2400)	3:13.44	3:00.12 [3]	2:44.73 [3]	2:29.48 [4]	2:14.86 [4]	1:59.74 [4]	1:44.47 [5]	1:29.06 [5]
	(4)	T P Borcoskie	9.4L (+18)	0:44.80	2600 - 2400 (0:13.32)	(0:13.32)	(0:15.39)	(0:15.25)	(0:14.63)	(0:15.12)	(0:15.27)	(0:15.41)	(0:15.16)
7	1	Bettor Go Vinnie	3:13.45	0:29.21	52.2 (2600 - 2400)	3:13.45	2:59.50 [9]	2:44.24 [7]	2:28.90 [7]	2:14.28 [7]	1:59.30 [7]	1:44.09 [7]	1:28.67 [7]
	(1)	S W Hill	9.5L (-3)	0:44.47	2600 - 2400 (0:13.95)	(0:13.95)	(0:15.26)	(0:15.34)	(0:14.62)	(0:14.98)	(0:15.20)	(0:15.42)	(0:15.12)
8	5	Art Jordan	3:13.45	0:29.15	52.8 (2600 - 2400)	3:13.45	2:59.84 [5]	2:44.30 [6]	2:29.65 [3]	2:15.18 [2]	2:00.07 [2]	1:44.78 [2]	1:29.40 [3]
	(5)	T P Duley	9.5L (+23)	0:45.11	2600 - 2400 (0:13.60)	(0:13.60)	(0:15.55)	(0:14.65)	(0:14.47)	(0:15.11)	(0:15.29)	(0:15.38)	(0:15.18)
9	7	Down A Hundy	3:14.19	0:29.34	52.3 (800-600)	3:14.19	3:00.29 [7]	2:44.86 [8]	2:29.58 [8]	2:14.98 [8]	1:59.86 [8]	1:44.58 [8]	1:29.17 [8]
	(7)	G N Thornley	13.8L (+25)	0:45.12	2600 - 2400 (0:13.90)	(0:13.90)	(0:15.44)	(0:15.27)	(0:14.60)	(0:15.12)	(0:15.28)	(0:15.42)	(0:15.12)
10	6	Divine Mercy	3:18.22	0:30.01	53.2 (1000-800)	3:18.22	3:04.30 [8]	2:48.21 [10]	2:32.98 [10]	2:18.38 [10]	2:03.24 [10]	1:48.02 [10]	1:33.03 [9]
	(6)	D L Dolan	37.5L (+28)	0:49.71	2600 - 2400 (0:13.92)	(0:13.92)	(0:16.09)	(0:15.23)	(0:14.60)	(0:15.14)	(0:15.22)	(0:14.98)	(0:14.44)

- [ ] Position in running at each section and finish
- :-:- No data available at this section
- NA No data available
- DNT Did not track
- TAB# Saddle cloth number
- BAR# Barrier/Gate Position
- DNF Did not finish
- DT-W Distance travelled compared to winner in metres
- Fastest split
- Fastest section



# NZ Metropolitan Trotting Club Inc Harness

Race 2: BRECKON FARMS 'THANKS BUYERS FROM THE SALES' MOBILE PACE - 2600m

19 February 2026 - 5:40PM



Weather: Fine

Field Times	1:12.91	0:58.10	0:43.84	0:29.25	0:14.61
(Race Tempo)	(0:14.81)	(0:14.26)	(0:14.60)	(0:14.64)	(0:14.61)

Rank	TAB#	Horse	Overall Time	First 400m	Top Speed km/h (Section)	L1000	L800	L600	L400	L200			
	(BAR#)	Driver	Margin (DT-W)	Last 600m	Fastest Section (Time)	1000 - 800	800 - 600	600 - 400	400 - 200	200 - Finish			
1	8	Arma Hunter	3:11.84	0:28.21	52.9 (2400-2200)	1:12.91 [1]	0:58.10 [1]	0:43.84 [1]	0:29.25 [1]	0:14.61 [1]			
	(8)	R E Harrison		0:43.85	2600 - 2400 (0:13.25)	(0:14.82)	(0:14.26)	(0:14.60)	(0:14.64)	(0:14.61)			
2	2	Jukebox Gypsy	3:12.13	0:28.55	53.1 (2600 - 2400)	1:12.89 [3]	0:58.09 [2]	0:43.81 [2]	0:29.17 [2]	0:14.53 [2]			
	(2)	H V Douglas	1.7L (-3)	0:43.82	2600 - 2400 (0:13.29)	(0:14.80)	(0:14.28)	(0:14.65)	(0:14.64)	(0:14.53)			
3	10	Hugo	3:12.40	0:28.88	52.5 (2600 - 2400)	1:12.80 [5]	0:57.94 [6]	0:43.74 [6]	0:29.04 [4]	0:14.36 [3]			
	(10)	W J House	3.3L (-5)	0:43.74	2600 - 2400 (0:13.64)	(0:14.86)	(0:14.20)	(0:14.70)	(0:14.68)	(0:14.36)			
4	9	Ocean Of Tears	3:12.85	0:29.64	53.6 (400-200)	1:12.41 [10]	0:57.41 [10]	0:43.52 [10]	0:28.46 [10]	0:14.26 [7]			
	(9)	D M Williams	5.9L (+28)	0:43.53	800-600 (0:13.89)	(0:15.00)	(0:13.89)	(0:15.06)	(0:14.21)	(0:14.26)			
5	3	Whyamihere	3:13.42	0:29.01	51.5 (800-600)	1:13.58 [7]	0:58.66 [7]	0:44.46 [7]	0:29.55 [7]	0:14.67 [8]			
	(3)	H M Sail	9.3L (+16)	0:44.46	2600 - 2400 (0:13.55)	(0:14.92)	(0:14.19)	(0:14.91)	(0:14.88)	(0:14.67)			
6	4	Playing With Stars	3:13.44	0:28.71	52.3 (2600 - 2400)	1:13.90 [4]	0:59.02 [5]	0:44.80 [5]	0:29.87 [5]	0:14.88 [6]			
	(4)	T P Borcoskie	9.4L (+18)	0:44.80	2600 - 2400 (0:13.32)	(0:14.88)	(0:14.23)	(0:14.92)	(0:15.00)	(0:14.88)			
7	1	Bettor Go Vinnie	3:13.45	0:29.21	52.2 (2600 - 2400)	1:13.54 [8]	0:58.67 [8]	0:44.47 [8]	0:29.76 [6]	0:15.06 [5]			
	(1)	S W Hill	9.5L (-3)	0:44.47	2600 - 2400 (0:13.95)	(0:14.88)	(0:14.20)	(0:14.71)	(0:14.70)	(0:15.06)			
8	5	Art Jordan	3:13.45	0:29.15	52.8 (2600 - 2400)	1:14.22 [2]	0:59.41 [2]	0:45.11 [3]	0:30.26 [3]	0:15.16 [4]			
	(5)	T P Duley	9.5L (+23)	0:45.11	2600 - 2400 (0:13.60)	(0:14.80)	(0:14.30)	(0:14.85)	(0:15.10)	(0:15.16)			
9	7	Down A Hundy	3:14.19	0:29.34	52.3 (800-600)	1:14.04 [9]	0:59.06 [9]	0:45.12 [9]	0:30.15 [8]	0:15.40 [9]			
	(7)	G N Thornley	13.8L (+25)	0:45.12	2600 - 2400 (0:13.90)	(0:14.98)	(0:13.94)	(0:14.97)	(0:14.75)	(0:15.40)			
10	6	Divine Mercy	3:18.22	0:30.01	53.2 (1000-800)	1:18.60 [6]	1:04.06 [4]	0:49.71 [4]	0:33.96 [9]	0:17.56 [10]			
	(6)	D L Dolan	37.5L (+28)	0:49.71	2600 - 2400 (0:13.92)	(0:14.54)	(0:14.35)	(0:15.75)	(0:16.40)	(0:17.56)			

[ ] Position in running at each section and finish TAB# Saddle cloth number

Fastest split

-:-:- No data available at this section

BAR# Barrier/Gate Position

Fastest section

NA No data available

DNF Did not finish

DNT Did not track

DT-W Distance travelled compared to winner in metres

Horse/Jockey Name	Arma Hunter/R E Harrison
Finish Rank	1
Fastest Section Time (Section)	0:13.25 (2600 - 2400)
Top Speed [km/h] (Section)	52.9 (2400-2200)
Race State	Finished



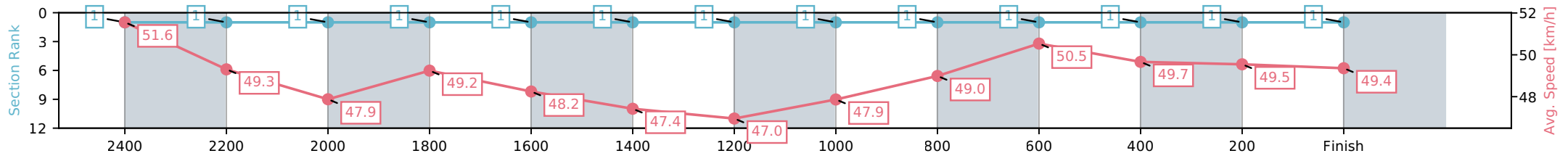
NZ Metropolitan Trotting Club Inc Harness  
 Race 2: BRECKON FARMS 'THANKS BUYERS FROM THE SALES' MOBILE PACE - 2600m



19 February 2026 - 5:40PM

Weather: Fine

Section	L2600	L2400	L2200	L2000	L1800	L1600	L1400	L1200	L1000	L800	L600	L400	L200
Section Times	3:11.84 (0:13.25)	2:58.59 [1] (0:14.96)	2:43.63 [1] (0:15.18)	2:28.45 [1] (0:14.62)	2:13.82 [1] (0:15.04)	1:58.78 [1] (0:15.31)	1:43.47 [1] (0:15.33)	1:28.14 [1] (0:15.22)	1:12.91 [1] (0:14.82)	0:58.10 [1] (0:14.26)	0:43.84 [1] (0:14.60)	0:29.25 [1] (0:14.64)	0:14.61 [1] (0:14.61)
Average Speed [km/h]	51.6	49.3	47.9	49.2	48.2	47.4	47.0	47.9	49.0	50.5	49.7	49.5	49.4
Top Speed [km/h]	52.6	52.9	48.8	50.5	49.6	47.8	47.8	48.8	50.1	51.2	50.0	50.1	49.9
Avg. Dist. to Rail [m]	12.6	3.4	1.4	1.6	1.5	1.3	2.6	1.5	1.3	1.7	1.3	1.4	3.4



[ ] Ranking at each section and finish  
 -:-:- No data available at this section  
 NA No data available

Horse/Jockey Name	Jukebox Gypsy/H V Douglas
Finish Rank	2
Fastest Section Time (Section)	0:13.29 (2600 - 2400)
Top Speed [km/h] (Section)	53.1 (2600 - 2400)
Race State	Finished



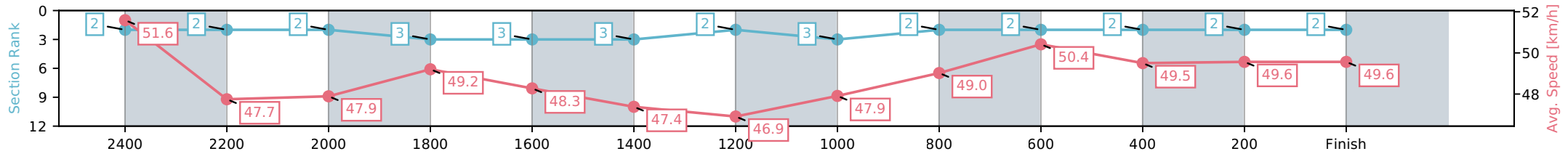
NZ Metropolitan Trotting Club Inc Harness  
 Race 2: BRECKON FARMS 'THANKS BUYERS FROM THE SALES' MOBILE PACE - 2600m



19 February 2026 - 5:40PM

Weather: Fine

Section	L2600	L2400	L2200	L2000	L1800	L1600	L1400	L1200	L1000	L800	L600	L400	L200
Section Times	3:12.13 (0:13.29)	2:58.84 [2] (0:15.26)	2:43.58 [2] (0:15.17)	2:28.40 [3] (0:14.64)	2:13.76 [3] (0:15.02)	1:58.74 [3] (0:15.31)	1:43.43 [2] (0:15.35)	1:28.08 [3] (0:15.19)	1:12.89 [2] (0:14.80)	0:58.09 [2] (0:14.28)	0:43.81 [2] (0:14.65)	0:29.17 [2] (0:14.64)	0:14.53 [2] (0:14.53)
Average Speed [km/h]	51.6	47.7	47.9	49.2	48.3	47.4	46.9	47.9	49.0	50.4	49.5	49.6	49.6
Top Speed [km/h]	53.1	50.2	49.1	50.2	49.6	47.8	47.9	49.3	50.4	51.4	49.9	50.3	50.7
Avg. Dist. to Rail [m]	4.0	1.6	1.4	1.5	1.3	1.2	2.6	1.4	1.2	1.8	1.3	1.5	5.8



- [ ] Ranking at each section and finish
- :-:- No data available at this section
- NA No data available

Horse/Jockey Name	Hugo/W J House
Finish Rank	3
Fastest Section Time (Section)	0:13.64 (2600 - 2400)
Top Speed [km/h] (Section)	52.5 (2600 - 2400)
Race State	Finished



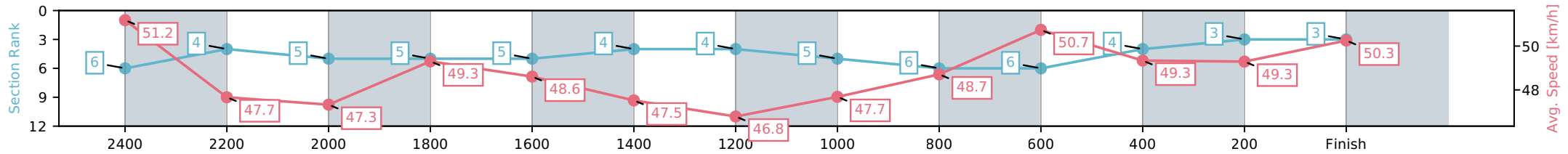
NZ Metropolitan Trotting Club Inc Harness  
 Race 2: BRECKON FARMS 'THANKS BUYERS FROM THE SALES' MOBILE PACE - 2600m



19 February 2026 - 5:40PM

Weather: Fine

Section	L2600	L2400	L2200	L2000	L1800	L1600	L1400	L1200	L1000	L800	L600	L400	L200
Section Times	3:12.40 (0:13.64)	2:58.76 [4] (0:15.24)	2:43.52 [5] (0:15.34)	2:28.18 [5] (0:14.60)	2:13.58 [5] (0:14.88)	1:58.70 [4] (0:15.26)	1:43.43 [4] (0:15.39)	1:28.05 [5] (0:15.24)	1:12.80 [6] (0:14.86)	0:57.94 [6] (0:14.20)	0:43.74 [4] (0:14.70)	0:29.04 [3] (0:14.68)	0:14.36 [3] (0:14.36)
Average Speed [km/h]	51.2	47.7	47.3	49.3	48.6	47.5	46.8	47.7	48.7	50.7	49.3	49.3	50.3
Top Speed [km/h]	52.5	50.1	48.2	50.1	49.0	48.2	48.0	49.1	50.7	51.6	49.8	50.1	51.1
Avg. Dist. to Rail [m]	3.2	1.4	1.3	1.6	1.0	1.2	2.9	1.2	0.9	1.4	1.2	1.3	3.7



- [ ] Ranking at each section and finish
- :-:- No data available at this section
- NA No data available

Horse/Jockey Name	Ocean Of Tears/D M Williams
Finish Rank	4
Fastest Section Time (Section)	0:13.89 (800-600)
Top Speed [km/h] (Section)	53.6 (400-200)
Race State	Finished



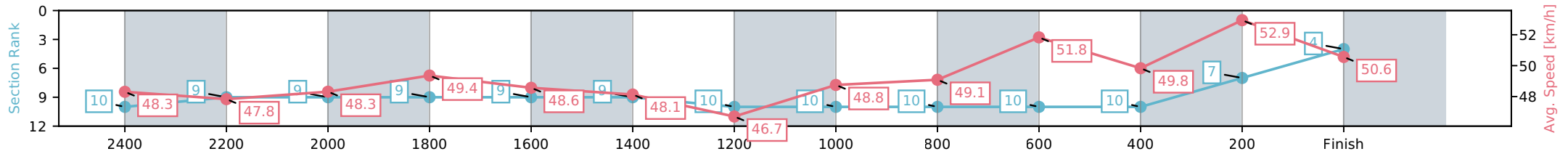
NZ Metropolitan Trotting Club Inc Harness  
 Race 2: BRECKON FARMS 'THANKS BUYERS FROM THE SALES' MOBILE PACE - 2600m



19 February 2026 - 5:40PM

Weather: Fine

Section	L2600	L2400	L2200	L2000	L1800	L1600	L1400	L1200	L1000	L800	L600	L400	L200
Section Times	3:12.85 (0:14.22)	2:58.63 [9] (0:15.42)	2:43.21 [9] (0:15.26)	2:27.95 [9] (0:14.59)	2:13.36 [9] (0:15.13)	1:58.23 [9] (0:15.27)	1:42.96 [10] (0:15.41)	1:27.55 [10] (0:15.14)	1:12.41 [10] (0:15.00)	0:57.41 [10] (0:13.89)	0:43.52 [10] (0:15.06)	0:28.46 [7] (0:14.21)	0:14.26 [4] (0:14.26)
Average Speed [km/h]	48.3	47.8	48.3	49.4	48.6	48.1	46.7	48.8	49.1	51.8	49.8	52.9	50.6
Top Speed [km/h]	51.0	49.6	48.7	50.5	49.9	50.2	47.4	51.2	51.2	52.4	52.3	53.6	52.5
Avg. Dist. to Rail [m]	11.6	3.1	3.3	3.6	3.1	2.8	4.3	3.0	3.1	4.5	5.5	6.7	9.8



- [ ] Ranking at each section and finish
- :-:- No data available at this section
- NA No data available

Horse/Jockey Name	Whyamihere/H M Sail
Finish Rank	5
Fastest Section Time (Section)	0:13.55 (2600 - 2400)
Top Speed [km/h] (Section)	51.5 (800-600)
Race State	Finished



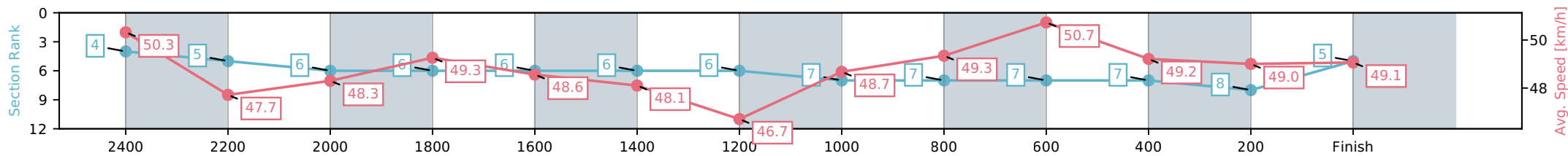
NZ Metropolitan Trotting Club Inc Harness  
 Race 2: BRECKON FARMS 'THANKS BUYERS FROM THE SALES' MOBILE PACE - 2600m



19 February 2026 - 5:40PM

Weather: Fine

Section	L2600	L2400	L2200	L2000	L1800	L1600	L1400	L1200	L1000	L800	L600	L400	L200
Section Times	3:13.42 (0:13.55)	2:59.87 [5] (0:15.46)	2:44.40 [6] (0:15.25)	2:29.15 [6] (0:14.62)	2:14.53 [6] (0:15.12)	1:59.41 [6] (0:15.28)	1:44.14 [6] (0:15.41)	1:28.72 [7] (0:15.14)	1:13.58 [7] (0:14.92)	0:58.66 [7] (0:14.19)	0:44.46 [7] (0:14.91)	0:29.55 [8] (0:14.88)	0:14.67 [5] (0:14.67)
Average Speed [km/h]	50.3	47.7	48.3	49.3	48.6	48.1	46.7	48.7	49.3	50.7	49.2	49.0	49.1
Top Speed [km/h]	51.4	48.9	48.9	49.9	49.4	49.3	47.7	50.5	51.1	51.5	49.8	49.7	50.6
Avg. Dist. to Rail [m]	5.6	3.2	3.2	3.4	3.1	2.7	4.1	2.9	3.0	3.1	2.8	1.9	3.5



[ ] Ranking at each section and finish  
 -:-:- No data available at this section  
 NA No data available

Horse/Jockey Name	Playing With Stars/T P Borcoskie
Finish Rank	6
Fastest Section Time (Section)	0:13.32 (2600 - 2400)
Top Speed [km/h] (Section)	52.3 (2600 - 2400)
Race State	Finished



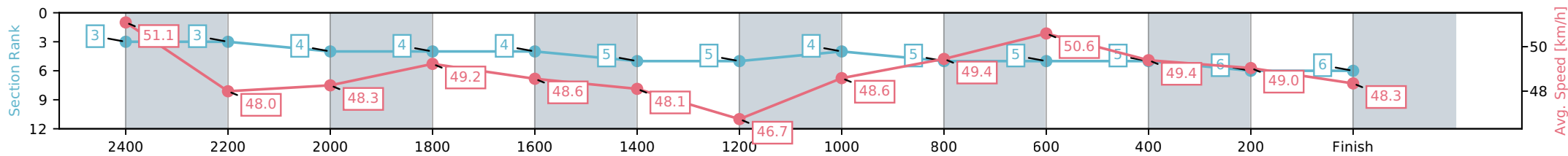
NZ Metropolitan Trotting Club Inc Harness  
 Race 2: BRECKON FARMS 'THANKS BUYERS FROM THE SALES' MOBILE PACE - 2600m



19 February 2026 - 5:40PM

Weather: Fine

Section	L2600	L2400	L2200	L2000	L1800	L1600	L1400	L1200	L1000	L800	L600	L400	L200
Section Times	3:13.44 (0:13.32)	3:00.12 [3] (0:15.39)	2:44.73 [4] (0:15.25)	2:29.48 [4] (0:14.63)	2:14.86 [4] (0:15.12)	1:59.74 [5] (0:15.27)	1:44.47 [5] (0:15.41)	1:29.06 [4] (0:15.16)	1:13.90 [5] (0:14.88)	0:59.02 [5] (0:14.23)	0:44.80 [5] (0:14.92)	0:29.87 [6] (0:15.00)	0:14.88 [6] (0:14.88)
Average Speed [km/h]	51.1	48.0	48.3	49.2	48.6	48.1	46.7	48.6	49.4	50.6	49.4	49.0	48.3
Top Speed [km/h]	52.3	49.6	49.1	49.7	49.2	49.1	47.8	50.4	51.3	51.6	49.7	49.8	50.0
Avg. Dist. to Rail [m]	7.0	3.5	3.0	3.3	3.0	2.7	4.1	2.9	2.9	3.1	3.2	3.6	7.2



- [ ] Ranking at each section and finish
- :-:- No data available at this section
- NA No data available

Horse/Jockey Name	Bettor Go Vinnie/S W Hill
Finish Rank	7
Fastest Section Time (Section)	0:13.95 (2600 - 2400)
Top Speed [km/h] (Section)	52.2 (2600 - 2400)
Race State	Finished



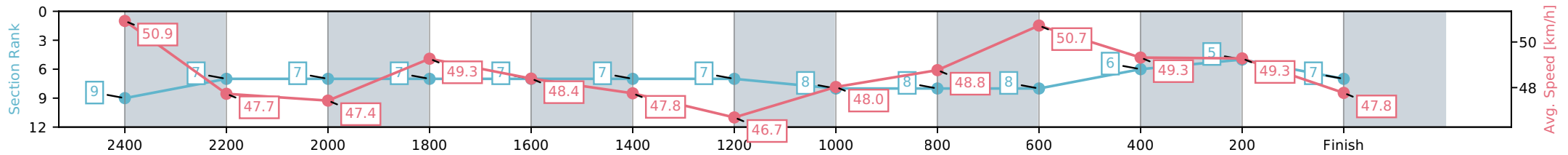
NZ Metropolitan Trotting Club Inc Harness  
 Race 2: BRECKON FARMS 'THANKS BUYERS FROM THE SALES' MOBILE PACE - 2600m



19 February 2026 - 5:40PM

Weather: Fine

Section	L2600	L2400	L2200	L2000	L1800	L1600	L1400	L1200	L1000	L800	L600	L400	L200
Section Times	3:13.45 (0:13.95)	2:59.50 [7] (0:15.26)	2:44.24 [7] (0:15.34)	2:28.90 [7] (0:14.62)	2:14.28 [7] (0:14.98)	1:59.30 [7] (0:15.20)	1:44.09 [7] (0:15.42)	1:28.67 [8] (0:15.12)	1:13.54 [8] (0:14.88)	0:58.67 [8] (0:14.20)	0:44.47 [6] (0:14.71)	0:29.76 [5] (0:14.70)	0:15.06 [7] (0:15.06)
Average Speed [km/h]	50.9	47.7	47.4	49.3	48.4	47.8	46.7	48.0	48.8	50.7	49.3	49.3	47.8
Top Speed [km/h]	52.2	50.0	47.9	50.1	48.9	48.6	47.9	49.3	51.1	51.8	49.7	50.0	50.1
Avg. Dist. to Rail [m]	4.3	1.6	1.6	1.9	1.4	1.3	2.6	1.2	1.2	1.6	1.3	1.2	1.8



- [ ] Ranking at each section and finish
- :-:- No data available at this section
- NA No data available

Horse/Jockey Name	Art Jordan/T P Duley
Finish Rank	8
Fastest Section Time (Section)	0:13.60 (2600 - 2400)
Top Speed [km/h] (Section)	52.8 (2600 - 2400)
Race State	Finished



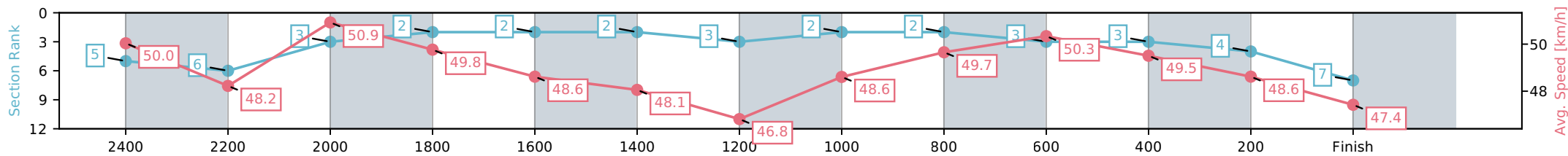
NZ Metropolitan Trotting Club Inc Harness  
 Race 2: BRECKON FARMS 'THANKS BUYERS FROM THE SALES' MOBILE PACE - 2600m



19 February 2026 - 5:40PM

Weather: Fine

Section	L2600	L2400	L2200	L2000	L1800	L1600	L1400	L1200	L1000	L800	L600	L400	L200
Section Times	3:13.45 (0:13.60)	2:59.84 [6] (0:15.55)	2:44.30 [3] (0:14.65)	2:29.65 [2] (0:14.47)	2:15.18 [2] (0:15.11)	2:00.07 [2] (0:15.29)	1:44.78 [3] (0:15.38)	1:29.40 [2] (0:15.18)	1:14.22 [2] (0:14.80)	0:59.41 [3] (0:14.30)	0:45.11 [3] (0:14.85)	0:30.26 [4] (0:15.10)	0:15.16 [7] (0:15.16)
Average Speed [km/h]	50.0	48.2	50.9	49.8	48.6	48.1	46.8	48.6	49.7	50.3	49.5	48.6	47.4
Top Speed [km/h]	52.8	50.4	51.8	52.0	49.4	48.9	48.0	50.1	51.2	51.5	50.0	49.0	48.5
Avg. Dist. to Rail [m]	8.5	5.3	4.8	3.8	3.1	2.8	4.3	3.0	2.9	3.3	3.0	3.2	5.2



- [ ] Ranking at each section and finish
- :-:- No data available at this section
- NA No data available

Horse/Jockey Name	Down A Hundy/G N Thornley
Finish Rank	9
Fastest Section Time (Section)	0:13.90 (2600 - 2400)
Top Speed [km/h] (Section)	52.3 (800-600)
Race State	Finished



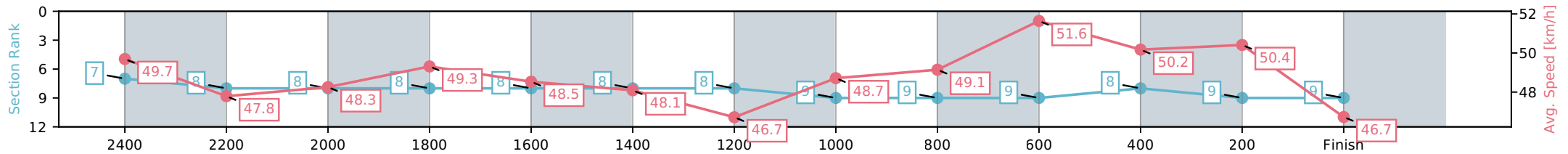
NZ Metropolitan Trotting Club Inc Harness  
 Race 2: BRECKON FARMS 'THANKS BUYERS FROM THE SALES' MOBILE PACE - 2600m



19 February 2026 - 5:40PM

Weather: Fine

Section	L2600	L2400	L2200	L2000	L1800	L1600	L1400	L1200	L1000	L800	L600	L400	L200
Section Times	3:14.19 (0:13.90)	3:00.29 [8] (0:15.44)	2:44.86 [8] (0:15.27)	2:29.58 [8] (0:14.60)	2:14.98 [8] (0:15.12)	1:59.86 [8] (0:15.28)	1:44.58 [8] (0:15.42)	1:29.17 [9] (0:15.12)	1:14.04 [9] (0:14.98)	0:59.06 [9] (0:13.94)	0:45.12 [8] (0:14.97)	0:30.15 [9] (0:14.75)	0:15.40 [9] (0:15.40)
Average Speed [km/h]	49.7	47.8	48.3	49.3	48.5	48.1	46.7	48.7	49.1	51.6	50.2	50.4	46.7
Top Speed [km/h]	50.3	48.7	48.5	50.0	49.5	49.6	47.5	50.7	50.9	52.3	51.6	51.6	49.6
Avg. Dist. to Rail [m]	8.9	3.2	3.2	3.6	3.0	2.7	4.2	2.9	3.0	4.3	5.6	4.9	7.5



- [ ] Ranking at each section and finish
- :-:- No data available at this section
- NA No data available

Horse/Jockey Name	Divine Mercy/D L Dolan
Finish Rank	10
Fastest Section Time (Section)	0:13.92 (2600 - 2400)
Top Speed [km/h] (Section)	53.2 (1000-800)
Race State	Finished



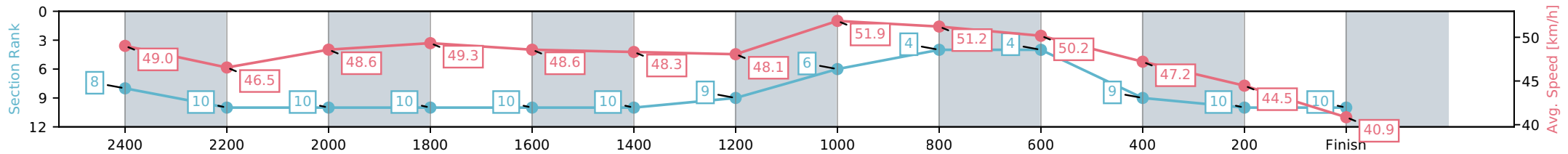
NZ Metropolitan Trotting Club Inc Harness  
 Race 2: BRECKON FARMS 'THANKS BUYERS FROM THE SALES' MOBILE PACE - 2600m



19 February 2026 - 5:40PM

Weather: Fine

Section	L2600	L2400	L2200	L2000	L1800	L1600	L1400	L1200	L1000	L800	L600	L400	L200
Section Times	3:18.22 (0:13.92)	3:04.30 [10] (0:16.09)	2:48.21 [10] (0:15.23)	2:32.98 [10] (0:14.60)	2:18.38 [10] (0:15.14)	2:03.24 [10] (0:15.22)	1:48.02 [9] (0:14.98)	1:33.03 [6] (0:14.44)	1:18.60 [4] (0:14.54)	1:04.06 [4] (0:14.35)	0:49.71 [9] (0:15.75)	0:33.96 [10] (0:16.40)	0:17.56 [10] (0:17.56)
Average Speed [km/h]	49.0	46.5	48.6	49.3	48.6	48.3	48.1	51.9	51.2	50.2	47.2	44.5	40.9
Top Speed [km/h]	52.4	47.7	49.3	50.8	50.1	50.8	51.7	53.0	53.2	51.5	48.3	46.1	42.1
Avg. Dist. to Rail [m]	9.5	5.0	3.7	3.8	3.3	2.9	5.1	4.7	4.6	4.7	4.5	2.0	4.1



- [ ] Ranking at each section and finish
- :-:- No data available at this section
- NA No data available