



NZ Metropolitan Trotting Club Inc Harness

Race 4: WOODLANDS STUD 'THANKS BUYERS FOR THEIR SUPPORT' MOB PACE - 1980m

19 February 2026 - 6:38PM



Weather: Fine

Field Times	2:22.93	2:12.02	1:58.37	1:43.67	1:28.63	1:12.75	0:57.34	0:42.49
(Race Tempo)	(0:10.91)	(0:13.65)	(0:14.70)	(0:15.04)	(0:15.88)	(0:15.40)	(0:14.85)	(0:14.60)

Rank	TAB#	Horse	Overall Time	First 400m	Top Speed km/h (Section)	L1980	L1800	L1600	L1400	L1200	L1000	L800	L600
	(BAR#)	Driver	Margin (DT-W)	Last 600m	Fastest Section (Time)	Start - 1800	1800 - 1600	1600 - 1400	1400 - 1200	1200 - 1000	1000 - 800	800 - 600	600 - 400
1	7	Sonofamistry	2:22.93	0:28.04	55.6 (1980 - 1800)	2:22.93	2:11.02 [6]	1:56.66 [6]	1:41.97 [6]	1:27.29 [6]	1:11.90 [6]	0:57.07 [2]	0:42.32 [2]
	(7)	T M Williams		0:42.32	200-0 (0:13.88)	(0:11.91)	(0:14.36)	(0:14.68)	(0:14.69)	(0:15.39)	(0:14.83)	(0:14.75)	(0:14.43)
2	5	Ukraine	2:23.39	0:27.22	57.4 (1980 - 1800)	2:23.39	2:12.17 [2]	1:57.96 [3]	1:43.02 [4]	1:28.25 [4]	1:12.66 [3]	0:57.35 [4]	0:42.67 [3]
	(5)	S W Hill	2.8L (+1)	0:42.68	200-0 (0:13.85)	(0:11.22)	(0:14.21)	(0:14.95)	(0:14.77)	(0:15.58)	(0:15.31)	(0:14.68)	(0:14.91)
3	8	Topaz	2:24.46	0:28.56	53.5 (400-200)	2:24.46	2:12.24 [7]	1:57.62 [7]	1:42.93 [7]	1:28.38 [7]	1:13.16 [7]	0:57.76 [7]	0:43.04 [7]
	(8)	W J House	9.1L (-12)	0:43.04	200-0 (0:13.71)	(0:12.22)	(0:14.62)	(0:14.70)	(0:14.54)	(0:15.22)	(0:15.40)	(0:14.72)	(0:14.92)
4	2	Clonakilty	2:24.70	0:26.87	57.3 (1980 - 1800)	2:24.70	2:13.42 [3]	1:59.55 [2]	1:44.71 [2]	1:29.85 [2]	1:14.13 [2]	0:58.77 [3]	0:43.95 [4]
	(2)	S E O'Reilly	10.5L (-17)	0:43.95	1800-1600 (0:13.87)	(0:11.28)	(0:13.87)	(0:14.84)	(0:14.86)	(0:15.72)	(0:15.36)	(0:14.82)	(0:14.89)
5	4	Rack'em Up	2:24.80	0:27.64	55.9 (1980 - 1800)	2:24.80	2:13.21 [4]	1:58.95 [5]	1:44.15 [5]	1:29.46 [5]	1:13.83 [5]	0:58.32 [6]	0:43.70 [6]
	(4)	J W Cox	11.0L (-7)	0:43.69	1800-1600 (0:14.26)	(0:11.59)	(0:14.26)	(0:14.80)	(0:14.69)	(0:15.62)	(0:15.52)	(0:14.62)	(0:14.67)
6	6	Star On The Rocks	2:25.19	0:26.29	59.5 (1980 - 1800)	2:25.19	2:14.28 [1]	2:00.63 [1]	1:45.93 [1]	1:30.89 [1]	1:15.01 [1]	0:59.60 [1]	0:44.75 [1]
	(6)	S J Thornley	13.3L (-19)	0:44.75	1800-1600 (0:13.65)	(0:10.91)	(0:13.65)	(0:14.70)	(0:15.04)	(0:15.88)	(0:15.40)	(0:14.85)	(0:14.77)
7	1	Gotta Lather Up	2:26.54	0:27.20	55.6 (1980 - 1800)	2:26.54	2:14.83 [5]	2:01.00 [4]	1:46.32 [3]	1:31.44 [3]	1:15.66 [4]	1:00.28 [5]	0:45.47 [5]
	(1)	R D Close	21.2L (-18)	0:45.47	1800-1600 (0:13.83)	(0:11.71)	(0:13.83)	(0:14.69)	(0:14.88)	(0:15.78)	(0:15.38)	(0:14.81)	(0:14.86)

Scratched: Lavra Rose (#3)

[] Position in running at each section and finish TAB# Saddle cloth number

Fastest split

-:--:-- No data available at this section

BAR# Barrier/Gate Position

Fastest section

NA No data available

DNF Did not finish

DNT Did not track

DT-W Distance travelled compared to winner in metres



NZ Metropolitan Trotting Club Inc Harness

Race 4: WOODLANDS STUD 'THANKS BUYERS FOR THEIR SUPPORT' MOB PACE - 1980m

19 February 2026 - 6:38PM



Weather: Fine

Field Times 0:27.89 0:13.88
(Race Tempo) (0:14.01) (0:13.88)

Rank	TAB#	Horse	Overall Time	First 400m	Top Speed km/h (Section)	L400	L200						
	(BAR#)	Driver	Margin (DT-W)	Last 600m	Fastest Section (Time)	400 - 200	200 - Finish						
1	7	Sonofamistery	2:22.93	0:28.04	55.6 (1980 - 1800)	0:27.89 [1]	0:13.88 [1]						
	(7)	T M Williams		0:42.32	200-0 (0:13.88)	(0:14.01)	(0:13.88)						
2	5	Ukraine	2:23.39	0:27.22	57.4 (1980 - 1800)	0:27.77 [3]	0:13.85 [2]						
	(5)	S W Hill	2.8L (+1)	0:42.68	200-0 (0:13.85)	(0:13.92)	(0:13.85)						
3	8	Topaz	2:24.46	0:28.56	53.5 (400-200)	0:28.12 [7]	0:13.71 [6]						
	(8)	W J House	9.1L (-12)	0:43.04	200-0 (0:13.71)	(0:14.41)	(0:13.71)						
4	2	Clonakilty	2:24.70	0:26.87	57.3 (1980 - 1800)	0:29.06 [4]	0:14.47 [4]						
	(2)	S E O'Reilly	10.5L (-17)	0:43.95	1800-1600 (0:13.87)	(0:14.59)	(0:14.47)						
5	4	Rack'em Up	2:24.80	0:27.64	55.9 (1980 - 1800)	0:29.03 [5]	0:14.38 [5]						
	(4)	J W Cox	11.0L (-7)	0:43.69	1800-1600 (0:14.26)	(0:14.64)	(0:14.38)						
6	6	Star On The Rocks	2:25.19	0:26.29	59.5 (1980 - 1800)	0:29.98 [2]	0:15.33 [3]						
	(6)	S J Thornley	13.3L (-19)	0:44.75	1800-1600 (0:13.65)	(0:14.65)	(0:15.33)						
7	1	Gotta Lather Up	2:26.54	0:27.20	55.6 (1980 - 1800)	0:30.61 [6]	0:15.52 [7]						
	(1)	R D Close	21.2L (-18)	0:45.47	1800-1600 (0:13.83)	(0:15.09)	(0:15.52)						

Scratched: Lavra Rose (#3)

[] Position in running at each section and finish TAB# Saddle cloth number

Fastest split

-:--:-- No data available at this section

BAR# Barrier/Gate Position

Fastest section

NA No data available

DNF Did not finish

DNT Did not track

DT-W Distance travelled compared to winner in metres

Horse/Jockey Name	Sonofamistry/T M Williams
Finish Rank	1
Fastest Section Time (Section)	0:13.88 (200-0)
Top Speed [km/h] (Section)	55.6 (1980 - 1800)
Race State	Finished



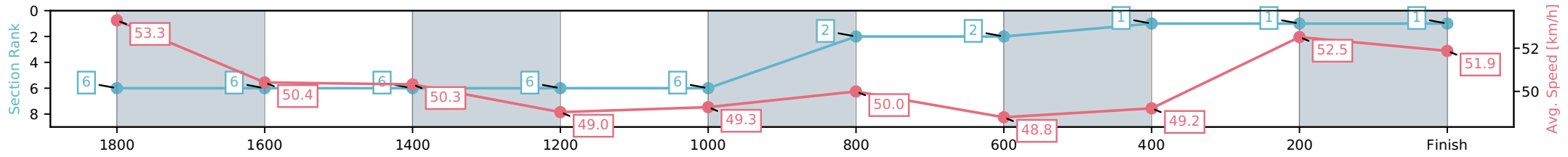
NZ Metropolitan Trotting Club Inc Harness
 Race 4: WOODLANDS STUD 'THANKS BUYERS FOR THEIR SUPPORT' MOB PACE - 1980m



19 February 2026 - 6:38PM

Weather: Fine

Section	L1980	L1800	L1600	L1400	L1200	L1000	L800	L600	L400	L200
Section Times	2:22.93 (0:11.91)	2:11.02 [6] (0:14.36)	1:56.66 [6] (0:14.68)	1:41.97 [6] (0:14.69)	1:27.29 [6] (0:15.39)	1:11.90 [2] (0:14.83)	0:57.07 [2] (0:14.75)	0:42.32 [1] (0:14.43)	0:27.89 [1] (0:14.01)	0:13.88 [1] (0:13.88)
Average Speed [km/h]	53.3	50.4	50.3	49.0	49.3	50.0	48.8	49.2	52.5	51.9
Top Speed [km/h]	55.6	51.8	51.2	50.8	51.6	51.9	49.9	49.7	54.8	55.0
Avg. Dist. to Rail [m]	7.9	1.2	3.9	5.6	6.1	3.8	0.4	1.5	3.7	5.4



[] Ranking at each section and finish
 -:-:- No data available at this section
 NA No data available

Horse/Jockey Name	Ukraine/S W Hill
Finish Rank	2
Fastest Section Time (Section)	0:13.85 (200-0)
Top Speed [km/h] (Section)	57.4 (1980 - 1800)
Race State	Finished



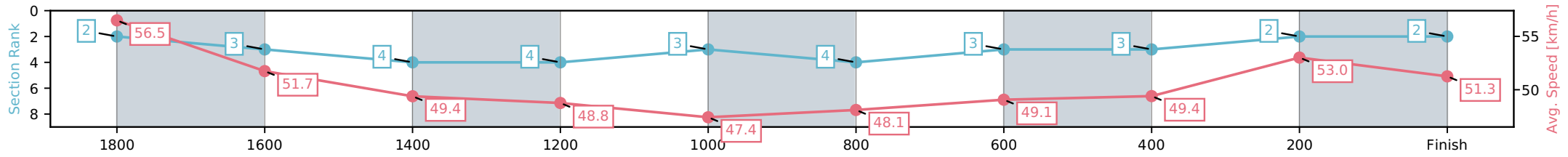
NZ Metropolitan Trotting Club Inc Harness
 Race 4: WOODLANDS STUD 'THANKS BUYERS FOR THEIR SUPPORT' MOB PACE - 1980m



19 February 2026 - 6:38PM

Weather: Fine

Section	L1980	L1800	L1600	L1400	L1200	L1000	L800	L600	L400	L200
Section Times	2:23.39 (0:11.22)	2:12.17 [3] (0:14.21)	1:57.96 [4] (0:14.95)	1:43.02 [4] (0:14.77)	1:28.25 [3] (0:15.58)	1:12.66 [4] (0:15.31)	0:57.35 [3] (0:14.68)	0:42.67 [3] (0:14.91)	0:27.77 [2] (0:13.92)	0:13.85 [2] (0:13.85)
Average Speed [km/h]	56.5	51.7	49.4	48.8	47.4	48.1	49.1	49.4	53.0	51.3
Top Speed [km/h]	57.4	56.3	49.6	49.3	48.0	50.6	50.3	50.0	55.2	54.9
Avg. Dist. to Rail [m]	6.7	3.4	3.3	4.5	3.2	3.1	3.5	3.2	3.6	5.7



[] Ranking at each section and finish
 -:-:- No data available at this section
 NA No data available

Horse/Jockey Name	Topaz/W J House
Finish Rank	3
Fastest Section Time (Section)	0:13.71 (200-0)
Top Speed [km/h] (Section)	53.5 (400-200)
Race State	Finished



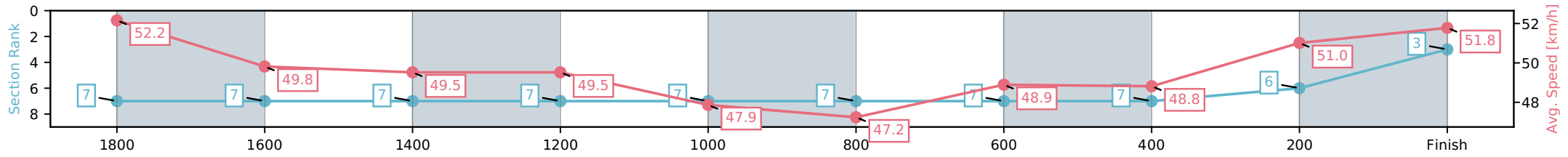
NZ Metropolitan Trotting Club Inc Harness
 Race 4: WOODLANDS STUD 'THANKS BUYERS FOR THEIR SUPPORT' MOB PACE - 1980m



19 February 2026 - 6:38PM

Weather: Fine

Section	L1980	L1800	L1600	L1400	L1200	L1000	L800	L600	L400	L200
Section Times	2:24.46 (0:12.22)	2:12.24 [7] (0:14.62)	1:57.62 [7] (0:14.70)	1:42.93 [7] (0:14.54)	1:28.38 [7] (0:15.22)	1:13.16 [7] (0:15.40)	0:57.76 [7] (0:14.72)	0:43.04 [7] (0:14.92)	0:28.12 [6] (0:14.41)	0:13.71 [3] (0:13.71)
Average Speed [km/h]	52.2	49.8	49.5	49.5	47.9	47.2	48.9	48.8	51.0	51.8
Top Speed [km/h]	52.8	50.2	50.0	50.1	49.3	50.1	50.5	49.2	53.5	53.5
Avg. Dist. to Rail [m]	9.5	2.1	1.6	2.8	1.5	1.5	1.9	1.7	3.4	7.7



[] Ranking at each section and finish
 -:-:- No data available at this section
 NA No data available

Horse/Jockey Name	Clonakilty/S E O'Reilly
Finish Rank	4
Fastest Section Time (Section)	0:13.87 (1800-1600)
Top Speed [km/h] (Section)	57.3 (1980 - 1800)
Race State	Finished



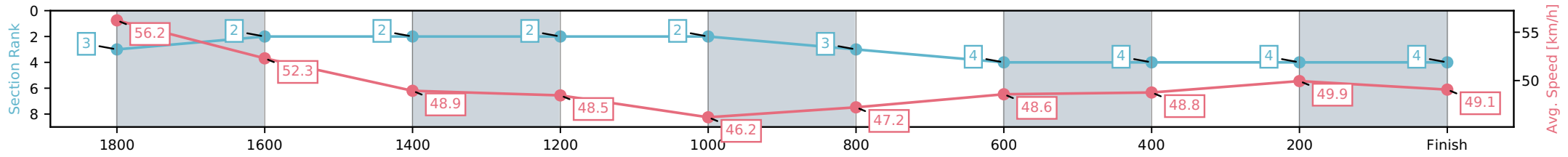
NZ Metropolitan Trotting Club Inc Harness
 Race 4: WOODLANDS STUD 'THANKS BUYERS FOR THEIR SUPPORT' MOB PACE - 1980m



19 February 2026 - 6:38PM

Weather: Fine

Section	L1980	L1800	L1600	L1400	L1200	L1000	L800	L600	L400	L200
Section Times	2:24.70 (0:11.28)	2:13.42 [2] (0:13.87)	1:59.55 [2] (0:14.84)	1:44.71 [2] (0:14.86)	1:29.85 [2] (0:15.72)	1:14.13 [3] (0:15.36)	0:58.77 [4] (0:14.82)	0:43.95 [4] (0:14.89)	0:29.06 [4] (0:14.59)	0:14.47 [4] (0:14.47)
Average Speed [km/h]	56.2	52.3	48.9	48.5	46.2	47.2	48.6	48.8	49.9	49.1
Top Speed [km/h]	57.3	55.1	50.2	49.4	47.3	48.9	49.5	49.4	50.7	50.2
Avg. Dist. to Rail [m]	3.2	1.4	1.3	2.6	1.2	1.2	1.7	1.3	2.3	5.9



[] Ranking at each section and finish
 -:-:- No data available at this section
 NA No data available

Horse/Jockey Name	Rack'em Up/J W Cox
Finish Rank	5
Fastest Section Time (Section)	0:14.26 (1800-1600)
Top Speed [km/h] (Section)	55.9 (1980 - 1800)
Race State	Finished



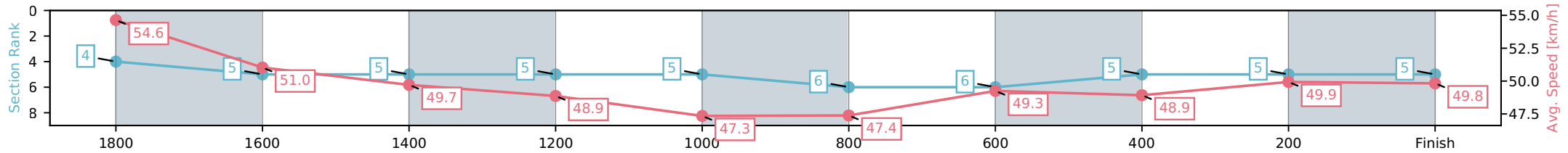
NZ Metropolitan Trotting Club Inc Harness
 Race 4: WOODLANDS STUD 'THANKS BUYERS FOR THEIR SUPPORT' MOB PACE - 1980m



19 February 2026 - 6:38PM

Weather: Fine

Section	L1980	L1800	L1600	L1400	L1200	L1000	L800	L600	L400	L200
Section Times	2:24.80 (0:11.59)	2:13.21 [5] (0:14.26)	1:58.95 [5] (0:14.80)	1:44.15 [5] (0:14.69)	1:29.46 [5] (0:15.62)	1:13.83 [6] (0:15.52)	0:58.32 [6] (0:14.62)	0:43.70 [5] (0:14.67)	0:29.03 [5] (0:14.64)	0:14.38 [5] (0:14.38)
Average Speed [km/h]	54.6	51.0	49.7	48.9	47.3	47.4	49.3	48.9	49.9	49.8
Top Speed [km/h]	55.9	52.5	50.2	50.2	48.1	49.9	51.4	49.3	51.2	51.1
Avg. Dist. to Rail [m]	4.8	2.0	2.8	3.8	3.2	3.1	2.2	0.5	2.6	1.6



- [] Ranking at each section and finish
- :-:- No data available at this section
- NA No data available

Horse/Jockey Name	Star On The Rocks/S J Thornley
Finish Rank	6
Fastest Section Time (Section)	0:13.65 (1800-1600)
Top Speed [km/h] (Section)	59.5 (1980 - 1800)
Race State	Finished



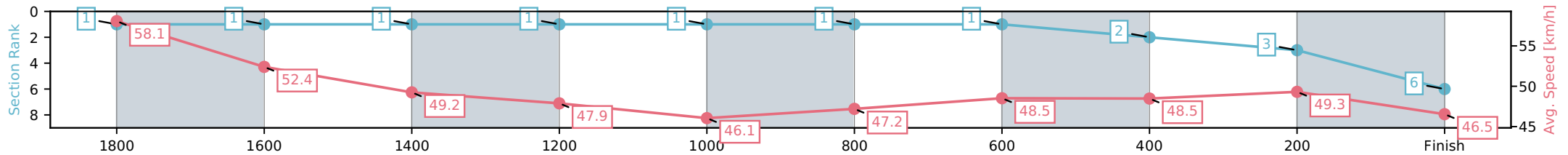
NZ Metropolitan Trotting Club Inc Harness
 Race 4: WOODLANDS STUD 'THANKS BUYERS FOR THEIR SUPPORT' MOB PACE - 1980m



19 February 2026 - 6:38PM

Weather: Fine

Section	L1980	L1800	L1600	L1400	L1200	L1000	L800	L600	L400	L200
Section Times	2:25.19 (0:10.91)	2:14.28 [1] (0:13.65)	2:00.63 [1] (0:14.70)	1:45.93 [1] (0:15.04)	1:30.89 [1] (0:15.88)	1:15.01 [1] (0:15.40)	0:59.60 [1] (0:14.85)	0:44.75 [2] (0:14.77)	0:29.98 [3] (0:14.65)	0:15.33 [6] (0:15.33)
Average Speed [km/h]	58.1	52.4	49.2	47.9	46.1	47.2	48.5	48.5	49.3	46.5
Top Speed [km/h]	59.5	56.9	50.2	48.5	47.3	48.6	49.1	49.1	49.8	49.1
Avg. Dist. to Rail [m]	6.7	1.2	1.3	3.1	1.9	1.5	1.0	0.6	1.0	2.5



[] Ranking at each section and finish
 -:-:- No data available at this section
 NA No data available

Horse/Jockey Name	Gotta Lather Up/R D Close
Finish Rank	7
Fastest Section Time (Section)	0:13.83 (1800-1600)
Top Speed [km/h] (Section)	55.6 (1980 - 1800)
Race State	Finished



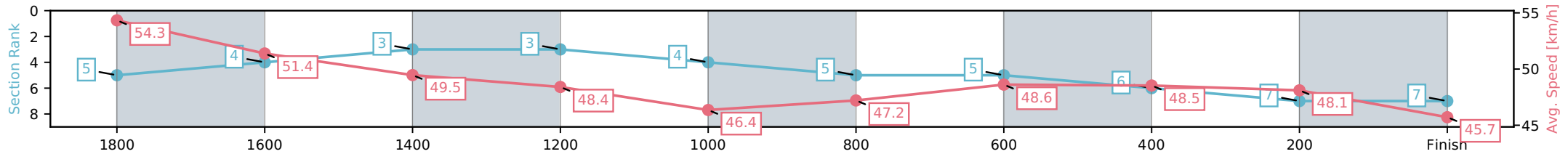
NZ Metropolitan Trotting Club Inc Harness
 Race 4: WOODLANDS STUD 'THANKS BUYERS FOR THEIR SUPPORT' MOB PACE - 1980m



19 February 2026 - 6:38PM

Weather: Fine

Section	L1980	L1800	L1600	L1400	L1200	L1000	L800	L600	L400	L200
Section Times	2:26.54 (0:11.71)	2:14.83 [4] (0:13.83)	2:01.00 [3] (0:14.69)	1:46.32 [3] (0:14.88)	1:31.44 [4] (0:15.78)	1:15.66 [5] (0:15.38)	1:00.28 [5] (0:14.81)	0:45.47 [6] (0:14.86)	0:30.61 [7] (0:15.09)	0:15.52 [7] (0:15.52)
Average Speed [km/h]	54.3	51.4	49.5	48.4	46.4	47.2	48.6	48.5	48.1	45.7
Top Speed [km/h]	55.6	53.7	50.3	49.2	47.3	49.7	49.7	49.0	48.7	48.5
Avg. Dist. to Rail [m]	0.9	1.6	1.7	3.6	2.1	1.1	1.5	0.5	1.3	2.3



- [] Ranking at each section and finish
- :-:- No data available at this section
- NA No data available