



NZ Metropolitan Trotting Club Inc Harness
 Race 6: STUDHOLME BLOODSTOCK 'THANKS BUYERS' 2YO MOBILE PACE - 1980m
 19 February 2026 - 7:38PM



Weather: Fine

Field Times (Race Tempo) 2:26.67 (0:11.99) 2:14.68 (0:14.93) 1:59.75 (0:15.70) 1:44.05 (0:14.10) 1:29.95 (0:16.68) 1:13.27 (0:15.12) 0:58.15 (0:14.49) 0:43.66 (0:14.90)

Rank	TAB#	Horse	Overall Time	First 400m	Top Speed km/h (Section)	L1980	L1800	L1600	L1400	L1200	L1000	L800	L600
	(BAR#)	Driver	Margin (DT-W)	Last 600m	Fastest Section (Time)	Start - 1800	1800 - 1600	1600 - 1400	1400 - 1200	1200 - 1000	1000 - 800	800 - 600	600 - 400
1	3	Tour Party	2:26.67	0:29.29	53.5 (1400-1200)	2:26.67	2:14.46 [3]	1:59.40 [3]	1:43.63 [3]	1:29.60 [3]	1:13.27 [1]	0:58.15 [1]	0:43.66 [1]
	(3)	A M Butt		0:43.66	1400-1200 (0:14.04)	(0:12.21)	(0:15.05)	(0:15.77)	(0:14.04)	(0:16.33)	(0:15.12)	(0:14.49)	(0:14.90)
2	4	On Ya Bike	2:28.14	0:29.14	52.0 (1980 - 1800)	2:28.14	2:15.96 [2]	2:01.05 [2]	1:45.51 [2]	1:31.21 [2]	1:14.09 [3]	0:58.81 [3]	0:44.25 [3]
	(4)	K A Butt	8.6L (+12)	0:44.24	1400-1200 (0:14.30)	(0:12.18)	(0:14.91)	(0:15.55)	(0:14.30)	(0:17.12)	(0:15.28)	(0:14.56)	(0:15.21)
3	1	Woodlea CC	2:29.99	0:28.97	53.4 (1980 - 1800)	2:29.99	2:18.00 [1]	2:03.07 [1]	1:47.37 [1]	1:33.27 [1]	1:16.53 [2]	1:01.07 [2]	0:46.40 [2]
	(1)	J C Morrison	19.5L (-1)	0:46.40	1400-1200 (0:14.10)	(0:11.99)	(0:14.93)	(0:15.70)	(0:14.10)	(0:16.74)	(0:15.46)	(0:14.67)	(0:15.23)

Scratched: Aardie's A Star (#2), Roger That (#5)

[] Position in running at each section and finish TAB# Saddle cloth number

Fastest split

-:--:-- No data available at this section

BAR# Barrier/Gate Position

Fastest section

NA No data available

DNF Did not finish

DNT Did not track

DT-W Distance travelled compared to winner in metres



NZ Metropolitan Trotting Club Inc Harness
 Race 6: STUDHOLME BLOODSTOCK 'THANKS BUYERS' 2YO MOBILE PACE - 1980m
 19 February 2026 - 7:38PM



Weather: Fine

Field Times 0:28.76 0:14.52
 (Race Tempo) (0:14.24) (0:14.52)

Rank	TAB#	Horse	Overall Time	First 400m	Top Speed km/h (Section)	L400	L200						
	(BAR#)	Driver	Margin (DT-W)	Last 600m	Fastest Section (Time)	400 - 200	200 - Finish						
1	3	Tour Party	2:26.67	0:29.29	53.5 (1400-1200)	0:28.76 [1]	0:14.52 [1]						
	(3)	A M Butt		0:43.66	1400-1200 (0:14.04)	(0:14.24)	(0:14.52)						
2	4	On Ya Bike	2:28.14	0:29.14	52.0 (1980 - 1800)	0:29.04 [3]	0:14.49 [2]						
	(4)	K A Butt	8.6L (+12)	0:44.24	1400-1200 (0:14.30)	(0:14.54)	(0:14.49)						
3	1	Woodlea CC	2:29.99	0:28.97	53.4 (1980 - 1800)	0:31.17 [2]	0:15.88 [3]						
	(1)	J C Morrison	19.5L (-1)	0:46.40	1400-1200 (0:14.10)	(0:15.29)	(0:15.88)						

Scratched: Aardie's A Star (#2), Roger That (#5)

[] Position in running at each section and finish TAB# Saddle cloth number

Fastest split

-:--:-- No data available at this section

BAR# Barrier/Gate Position

Fastest section

NA No data available

DNF Did not finish

DNT Did not track

DT-W Distance travelled compared to winner in metres

Horse/Jockey Name	Tour Party/A M Butt
Finish Rank	1
Fastest Section Time (Section)	0:14.04 (1400-1200)
Top Speed [km/h] (Section)	53.5 (1400-1200)
Race State	Finished



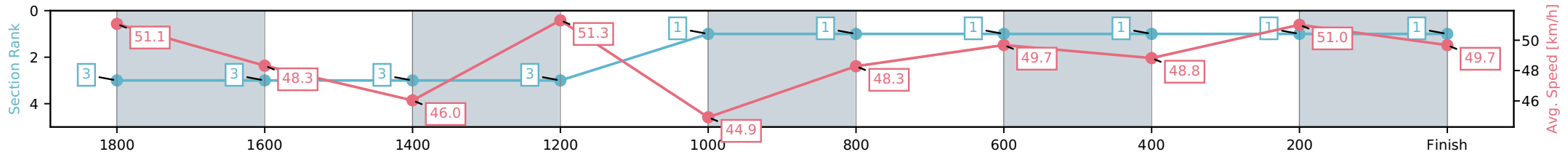
NZ Metropolitan Trotting Club Inc Harness
 Race 6: STUDHOLME BLOODSTOCK 'THANKS BUYERS'
 2YO MOBILE PACE - 1980m



19 February 2026 - 7:38PM

Weather: Fine

Section	L1980	L1800	L1600	L1400	L1200	L1000	L800	L600	L400	L200
Section Times	2:26.67 (0:12.21)	2:14.46 [3] (0:15.05)	1:59.40 [3] (0:15.77)	1:43.63 [3] (0:14.04)	1:29.60 [1] (0:16.33)	1:13.27 [1] (0:15.12)	0:58.15 [1] (0:14.49)	0:43.66 [1] (0:14.90)	0:28.76 [1] (0:14.24)	0:14.52 [1] (0:14.52)
Average Speed [km/h]	51.1	48.3	46.0	51.3	44.9	48.3	49.7	48.8	51.0	49.7
Top Speed [km/h]	52.1	49.7	48.3	53.5	49.5	52.1	50.6	50.3	52.3	52.2
Avg. Dist. to Rail [m]	4.7	2.1	1.2	3.3	2.3	2.1	1.6	1.6	1.5	3.0



[] Ranking at each section and finish
 -:-:- No data available at this section
 NA No data available

Horse/Jockey Name	On Ya Bike/K A Butt
Finish Rank	2
Fastest Section Time (Section)	0:14.30 (1400-1200)
Top Speed [km/h] (Section)	52.0 (1980 - 1800)
Race State	Finished



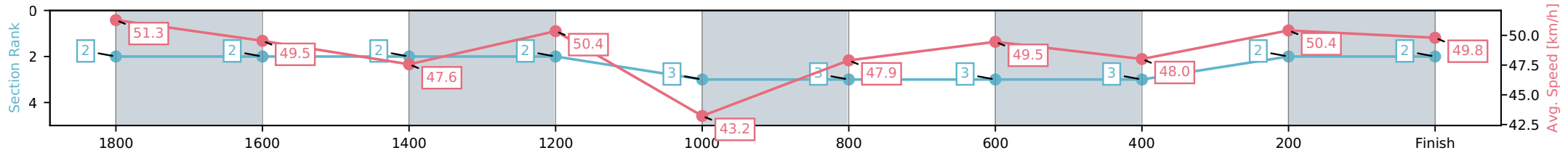
NZ Metropolitan Trotting Club Inc Harness
 Race 6: STUDHOLME BLOODSTOCK 'THANKS BUYERS'
 2YO MOBILE PACE - 1980m



19 February 2026 - 7:38PM

Weather: Fine

Section	L1980	L1800	L1600	L1400	L1200	L1000	L800	L600	L400	L200
Section Times	2:28.14 (0:12.18)	2:15.96 [2] (0:14.91)	2:01.05 [2] (0:15.55)	1:45.51 [2] (0:14.30)	1:31.21 [3] (0:17.12)	1:14.09 [3] (0:15.28)	0:58.81 [3] (0:14.56)	0:44.25 [3] (0:15.21)	0:29.04 [2] (0:14.54)	0:14.49 [2] (0:14.49)
Average Speed [km/h]	51.3	49.5	47.6	50.4	43.2	47.9	49.5	48.0	50.4	49.8
Top Speed [km/h]	52.0	51.0	49.9	51.8	46.4	49.2	50.0	49.1	51.2	51.0
Avg. Dist. to Rail [m]	7.3	4.4	3.5	5.5	3.3	2.1	2.0	2.1	2.7	4.6



- [] Ranking at each section and finish
- :-:- No data available at this section
- NA No data available

Horse/Jockey Name	Woodlea CC/J C Morrison
Finish Rank	3
Fastest Section Time (Section)	0:14.10 (1400-1200)
Top Speed [km/h] (Section)	53.4 (1980 - 1800)
Race State	Finished



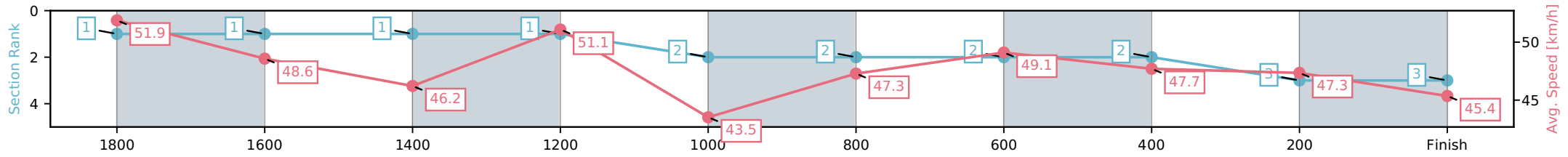
NZ Metropolitan Trotting Club Inc Harness
 Race 6: STUDHOLME BLOODSTOCK 'THANKS BUYERS'
 2YO MOBILE PACE - 1980m



19 February 2026 - 7:38PM

Weather: Fine

Section	L1980	L1800	L1600	L1400	L1200	L1000	L800	L600	L400	L200
Section Times	2:29.99 (0:11.99)	2:18.00 [1] (0:14.93)	2:03.07 [1] (0:15.70)	1:47.37 [1] (0:14.10)	1:33.27 [2] (0:16.74)	1:16.53 [2] (0:15.46)	1:01.07 [2] (0:14.67)	0:46.40 [2] (0:15.23)	0:31.17 [3] (0:15.29)	0:15.88 [3] (0:15.88)
Average Speed [km/h]	51.9	48.6	46.2	51.1	43.5	47.3	49.1	47.7	47.3	45.4
Top Speed [km/h]	53.4	50.0	48.4	53.0	47.0	50.3	49.7	49.0	47.6	47.3
Avg. Dist. to Rail [m]	1.7	1.1	1.2	3.1	1.6	1.7	1.5	1.5	1.1	3.7



[] Ranking at each section and finish
 -:-:- No data available at this section
 NA No data available