



NZ Metropolitan Trotting Club Inc Harness

Race 7: SHARES AVAILABLE WITH KENTUCKIANA YEARLINGS MOBILE PACE - 1980m

19 February 2026 - 8:06PM



Weather: Fine

Field Times	2:28.10	2:16.39	2:00.68	1:44.67	1:28.59	1:12.84	0:56.35	0:41.79
(Race Tempo)	(0:11.71)	(0:15.71)	(0:16.01)	(0:16.08)	(0:15.75)	(0:16.49)	(0:14.56)	(0:14.52)

Rank	TAB#	Horse	Overall Time	First 400m	Top Speed km/h (Section)	L1980	L1800	L1600	L1400	L1200	L1000	L800	L600
	(BAR#)	Driver	Margin (DT-W)	Last 600m	Fastest Section (Time)	Start - 1800	1800 - 1600	1600 - 1400	1400 - 1200	1200 - 1000	1000 - 800	800 - 600	600 - 400
1	1	Get Seaside Lucky	2:28.10	0:29.51	55.1 (200-0)	2:28.10	2:16.08 [2]	2:00.68 [1]	1:44.67 [1]	1:28.59 [1]	1:12.84 [1]	0:56.35 [1]	0:41.79 [1]
	(1)	T M Williams		0:41.79	200-0 (0:13.35)	(0:12.02)	(0:15.40)	(0:16.01)	(0:16.08)	(0:15.75)	(0:16.49)	(0:14.56)	(0:14.52)
2	5	Elegant Delight	2:28.20	0:30.33	56.2 (200-0)	2:28.20	2:16.00 [3]	2:00.02 [4]	1:44.08 [4]	1:28.08 [4]	1:12.24 [5]	0:55.86 [4]	0:41.53 [4]
	(5)	D J White	0.6L (+12)	0:41.54	200-0 (0:13.08)	(0:12.20)	(0:15.98)	(0:15.94)	(0:16.00)	(0:15.84)	(0:16.38)	(0:14.32)	(0:14.60)
3	6	Dancing N Heaven	2:28.31	0:30.86	54.6 (200-0)	2:28.31	2:15.32 [6]	1:59.52 [7]	1:43.55 [7]	1:28.27 [3]	1:12.62 [3]	0:56.25 [2]	0:41.83 [2]
	(6)	J C Morrison	1.2L (+12)	0:41.83	200-0 (0:13.52)	(0:13.00)	(0:15.79)	(0:15.98)	(0:15.28)	(0:15.65)	(0:16.36)	(0:14.42)	(0:14.36)
4	7	Harry's Girl	2:28.33	0:29.77	55.5 (200-0)	2:28.33	2:16.62 [1]	2:00.56 [2]	1:44.53 [2]	1:28.44 [2]	1:12.74 [2]	0:56.20 [3]	0:41.73 [3]
	(7)	S J Thornley	1.4L (-2)	0:41.73	200-0 (0:13.31)	(0:11.71)	(0:16.06)	(0:16.03)	(0:16.10)	(0:15.70)	(0:16.53)	(0:14.48)	(0:14.53)
5	4	Unico Realta	2:28.84	0:30.17	54.7 (200-0)	2:28.84	2:15.75 [7]	2:00.46 [5]	1:44.60 [5]	1:28.37 [6]	1:12.49 [7]	0:56.09 [6]	0:41.62 [6]
	(4)	R E Harrison	4.4L (-5)	0:41.61	200-0 (0:13.35)	(0:13.09)	(0:15.29)	(0:15.86)	(0:16.23)	(0:15.88)	(0:16.40)	(0:14.47)	(0:14.36)
6	2	Samtana	2:28.85	0:30.19	54.2 (200-0)	2:28.85	2:16.55 [4]	2:00.72 [3]	1:44.74 [3]	1:28.61 [5]	1:12.96 [4]	0:56.40 [5]	0:41.88 [5]
	(2)	John R Dunn	4.4L (-1)	0:41.87	200-0 (0:13.49)	(0:12.30)	(0:15.82)	(0:15.98)	(0:16.14)	(0:15.64)	(0:16.57)	(0:14.52)	(0:14.46)
7	8	Bella Ciao	2:30.24	0:31.13	52.6 (200-0)	2:30.24	2:16.93 [8]	2:01.22 [8]	1:45.43 [8]	1:29.39 [8]	1:13.63 [8]	0:56.91 [8]	0:42.69 [7]
	(8)	B N Orange	12.6L (+4)	0:42.69	400-200 (0:14.05)	(0:13.31)	(0:15.71)	(0:15.79)	(0:16.04)	(0:15.76)	(0:16.72)	(0:14.22)	(0:14.42)
8	3	Ra Shard	2:40.75	0:30.60	50.8 (1980 - 1800)	2:40.75	2:28.08 [5]	2:12.25 [6]	1:56.25 [6]	1:40.25 [7]	1:24.47 [6]	1:07.79 [7]	0:53.03 [8]
	(3)	J W Cox	74.4L (+13)	0:53.03	800-600 (0:14.76)	(0:12.67)	(0:15.83)	(0:16.00)	(0:16.00)	(0:15.78)	(0:16.68)	(0:14.76)	(0:16.75)

- [] Position in running at each section and finish
- [-:-] No data available at this section
- NA No data available
- DNT Did not track
- TAB# Saddle cloth number
- BAR# Barrier/Gate Position
- DNF Did not finish
- DT-W Distance travelled compared to winner in metres
- Fastest split
- Fastest section



NZ Metropolitan Trotting Club Inc Harness
 Race 7: SHARES AVAILABLE WITH KENTUCKIANA YEARLINGS MOBILE PACE - 1980m
 19 February 2026 - 8:06PM



Weather: Fine

Field Times 0:27.27 0:13.35
 (Race Tempo) (0:13.91) (0:13.35)

Rank	TAB#	Horse	Overall Time	First 400m	Top Speed km/h (Section)	L400	L200						
	(BAR#)	Driver	Margin (DT-W)	Last 600m	Fastest Section (Time)	400 - 200	200 - Finish						
1	1	Get Seaside Lucky	2:28.10	0:29.51	55.1 (200-0)	0:27.27 [1]	0:13.35 [1]						
	(1)	T M Williams		0:41.79	200-0 (0:13.35)	(0:13.92)	(0:13.35)						
2	5	Elegant Delight	2:28.20	0:30.33	56.2 (200-0)	0:26.94 [4]	0:13.08 [4]						
	(5)	D J White	0.6L (+12)	0:41.54	200-0 (0:13.08)	(0:13.86)	(0:13.08)						
3	6	Dancing N Heaven	2:28.31	0:30.86	54.6 (200-0)	0:27.47 [2]	0:13.52 [2]						
	(6)	J C Morrison	1.2L (+12)	0:41.83	200-0 (0:13.52)	(0:13.95)	(0:13.52)						
4	7	Harry's Girl	2:28.33	0:29.77	55.5 (200-0)	0:27.20 [3]	0:13.31 [3]						
	(7)	S J Thornley	1.4L (-2)	0:41.73	200-0 (0:13.31)	(0:13.89)	(0:13.31)						
5	4	Unico Realta	2:28.84	0:30.17	54.7 (200-0)	0:27.26 [6]	0:13.35 [6]						
	(4)	R E Harrison	4.4L (-5)	0:41.61	200-0 (0:13.35)	(0:13.90)	(0:13.35)						
6	2	Samtana	2:28.85	0:30.19	54.2 (200-0)	0:27.42 [5]	0:13.49 [5]						
	(2)	John R Dunn	4.4L (-1)	0:41.87	200-0 (0:13.49)	(0:13.92)	(0:13.49)						
7	8	Bella Ciao	2:30.24	0:31.13	52.6 (200-0)	0:28.26 [7]	0:14.22 [7]						
	(8)	B N Orange	12.6L (+4)	0:42.69	400-200 (0:14.05)	(0:14.05)	(0:14.22)						
8	3	Ra Shard	2:40.75	0:30.60	50.8 (1980 - 1800)	0:36.28 [8]	0:18.23 [8]						
	(3)	J W Cox	74.4L (+13)	0:53.03	800-600 (0:14.76)	(0:18.05)	(0:18.23)						

[] Position in running at each section and finish TAB# Saddle cloth number
 -:-:- No data available at this section BAR# Barrier/Gate Position
 NA No data available DNF Did not finish
 DNT Did not track DT-W Distance travelled compared to winner in metres

Fastest split
 Fastest section

Horse/Jockey Name	Get Seaside Lucky/T M Williams
Finish Rank	1
Fastest Section Time (Section)	0:13.35 (200-0)
Top Speed [km/h] (Section)	55.1 (200-0)
Race State	Finished



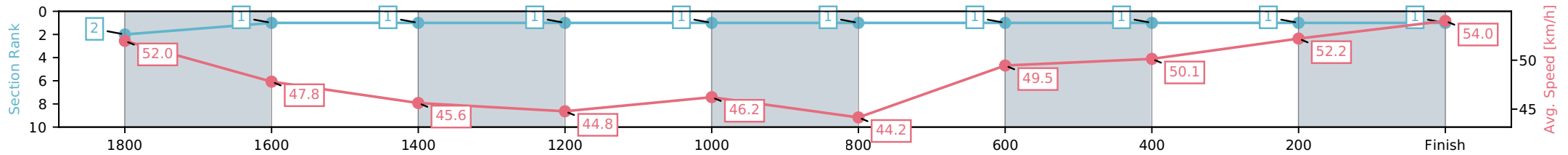
NZ Metropolitan Trotting Club Inc Harness
 Race 7: SHARES AVAILABLE WITH KENTUCKIANA
 YEARLINGS MOBILE PACE - 1980m



19 February 2026 - 8:06PM

Weather: Fine

Section	L1980	L1800	L1600	L1400	L1200	L1000	L800	L600	L400	L200
Section Times	2:28.10 (0:12.02)	2:16.08 [1] (0:15.40)	2:00.68 [1] (0:16.01)	1:44.67 [1] (0:16.08)	1:28.59 [1] (0:15.75)	1:12.84 [1] (0:16.49)	0:56.35 [1] (0:14.56)	0:41.79 [1] (0:14.52)	0:27.27 [1] (0:13.92)	0:13.35 [1] (0:13.35)
Average Speed [km/h]	52.0	47.8	45.6	44.8	46.2	44.2	49.5	50.1	52.2	54.0
Top Speed [km/h]	52.9	49.8	47.2	45.8	47.2	45.4	51.0	50.8	54.7	55.1
Avg. Dist. to Rail [m]	1.6	3.2	1.8	3.8	1.5	1.5	1.9	1.8	1.8	4.1



- [] Ranking at each section and finish
- :-:- No data available at this section
- NA No data available

Horse/Jockey Name	Elegant Delight/D J White
Finish Rank	2
Fastest Section Time (Section)	0:13.08 (200-0)
Top Speed [km/h] (Section)	56.2 (200-0)
Race State	Finished



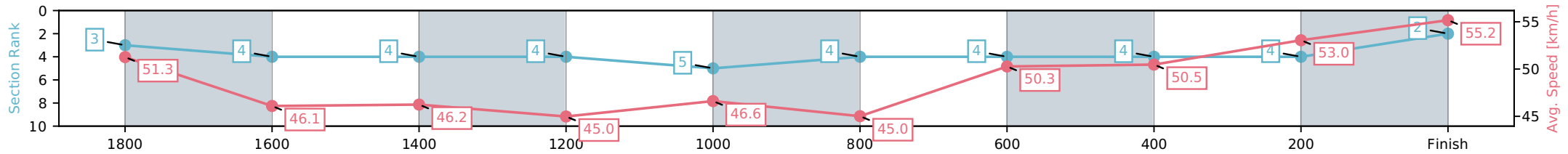
NZ Metropolitan Trotting Club Inc Harness
 Race 7: SHARES AVAILABLE WITH KENTUCKIANA
 YEARLINGS MOBILE PACE - 1980m



19 February 2026 - 8:06PM

Weather: Fine

Section	L1980	L1800	L1600	L1400	L1200	L1000	L800	L600	L400	L200
Section Times	2:28.20 (0:12.20)	2:16.00 [4] (0:15.98)	2:00.02 [4] (0:15.94)	1:44.08 [4] (0:16.00)	1:28.08 [5] (0:15.84)	1:12.24 [4] (0:16.38)	0:55.86 [4] (0:14.32)	0:41.53 [4] (0:14.60)	0:26.94 [4] (0:13.86)	0:13.08 [2] (0:13.08)
Average Speed [km/h]	51.3	46.1	46.2	45.0	46.6	45.0	50.3	50.5	53.0	55.2
Top Speed [km/h]	53.3	48.4	47.2	46.2	48.1	46.8	51.1	50.9	55.5	56.2
Avg. Dist. to Rail [m]	6.7	3.9	3.2	5.3	3.2	3.1	3.7	3.4	3.7	7.5



- [] Ranking at each section and finish
- :-:- No data available at this section
- NA No data available

Horse/Jockey Name	Dancing N Heaven/J C Morrison
Finish Rank	3
Fastest Section Time (Section)	0:13.52 (200-0)
Top Speed [km/h] (Section)	54.6 (200-0)
Race State	Finished



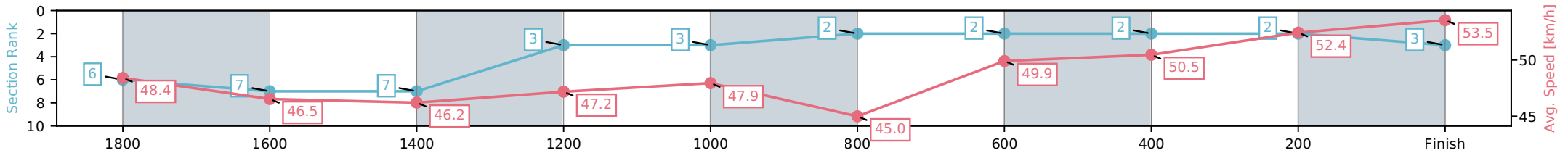
NZ Metropolitan Trotting Club Inc Harness
 Race 7: SHARES AVAILABLE WITH KENTUCKIANA
 YEARLINGS MOBILE PACE - 1980m



19 February 2026 - 8:06PM

Weather: Fine

Section	L1980	L1800	L1600	L1400	L1200	L1000	L800	L600	L400	L200
Section Times	2:28.31 (0:13.00)	2:15.32 [7] (0:15.79)	1:59.52 [7] (0:15.98)	1:43.55 [3] (0:15.28)	1:28.27 [3] (0:15.65)	1:12.62 [2] (0:16.36)	0:56.25 [2] (0:14.42)	0:41.83 [2] (0:14.36)	0:27.47 [2] (0:13.95)	0:13.52 [3] (0:13.52)
Average Speed [km/h]	48.4	46.5	46.2	47.2	47.9	45.0	49.9	50.5	52.4	53.5
Top Speed [km/h]	49.6	47.5	47.6	48.3	49.1	46.3	51.0	51.0	54.2	54.6
Avg. Dist. to Rail [m]	7.5	3.3	3.5	7.0	5.1	3.0	2.0	1.3	3.2	6.4



- [] Ranking at each section and finish
- :-:- No data available at this section
- NA No data available

Horse/Jockey Name	Harry's Girl/S J Thornley
Finish Rank	4
Fastest Section Time (Section)	0:13.31 (200-0)
Top Speed [km/h] (Section)	55.5 (200-0)
Race State	Finished



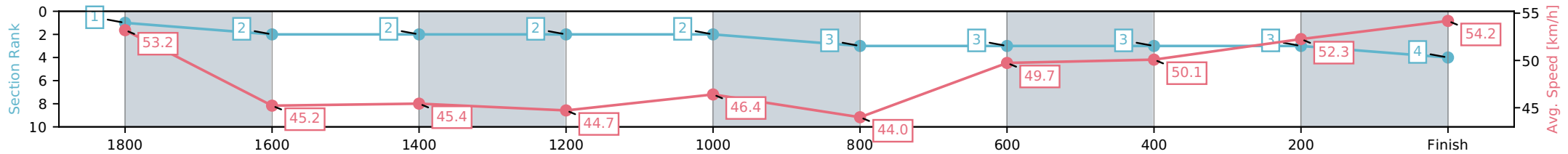
NZ Metropolitan Trotting Club Inc Harness
 Race 7: SHARES AVAILABLE WITH KENTUCKIANA
 YEARLINGS MOBILE PACE - 1980m



19 February 2026 - 8:06PM

Weather: Fine

Section	L1980	L1800	L1600	L1400	L1200	L1000	L800	L600	L400	L200
Section Times	2:28.33 (0:11.71)	2:16.62 [2] (0:16.06)	2:00.56 [2] (0:16.03)	1:44.53 [2] (0:16.10)	1:28.44 [2] (0:15.70)	1:12.74 [3] (0:16.53)	0:56.20 [3] (0:14.48)	0:41.73 [3] (0:14.53)	0:27.20 [3] (0:13.89)	0:13.31 [4] (0:13.31)
Average Speed [km/h]	53.2	45.2	45.4	44.7	46.4	44.0	49.7	50.1	52.3	54.2
Top Speed [km/h]	55.2	48.6	46.3	45.8	47.7	45.2	51.4	50.6	55.1	55.5
Avg. Dist. to Rail [m]	7.8	1.3	1.6	3.8	1.6	1.5	2.1	1.8	1.4	2.5



- [] Ranking at each section and finish
- :-:- No data available at this section
- NA No data available

Horse/Jockey Name	Unico Realta/R E Harrison
Finish Rank	5
Fastest Section Time (Section)	0:13.35 (200-0)
Top Speed [km/h] (Section)	54.7 (200-0)
Race State	Finished



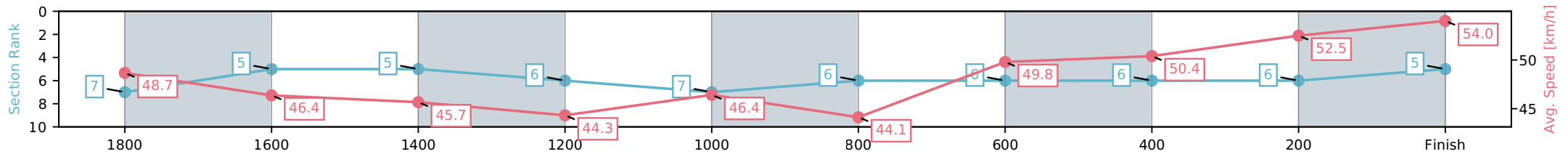
NZ Metropolitan Trotting Club Inc Harness
 Race 7: SHARES AVAILABLE WITH KENTUCKIANA
 YEARLINGS MOBILE PACE - 1980m



19 February 2026 - 8:06PM

Weather: Fine

Section	L1980	L1800	L1600	L1400	L1200	L1000	L800	L600	L400	L200
Section Times	2:28.84 (0:13.09)	2:15.75 [5] (0:15.29)	2:00.46 [5] (0:15.86)	1:44.60 [6] (0:16.23)	1:28.37 [7] (0:15.88)	1:12.49 [6] (0:16.40)	0:56.09 [6] (0:14.47)	0:41.62 [6] (0:14.36)	0:27.26 [6] (0:13.90)	0:13.35 [5] (0:13.35)
Average Speed [km/h]	48.7	46.4	45.7	44.3	46.4	44.1	49.8	50.4	52.5	54.0
Top Speed [km/h]	49.3	49.7	47.2	46.1	47.8	46.0	50.8	51.1	54.3	54.7
Avg. Dist. to Rail [m]	2.8	1.9	2.1	5.3	2.9	1.2	1.5	1.2	3.4	10.9



- [] Ranking at each section and finish
- :-:- No data available at this section
- NA No data available

Horse/Jockey Name	Samtana/John R Dunn
Finish Rank	6
Fastest Section Time (Section)	0:13.49 (200-0)
Top Speed [km/h] (Section)	54.2 (200-0)
Race State	Finished



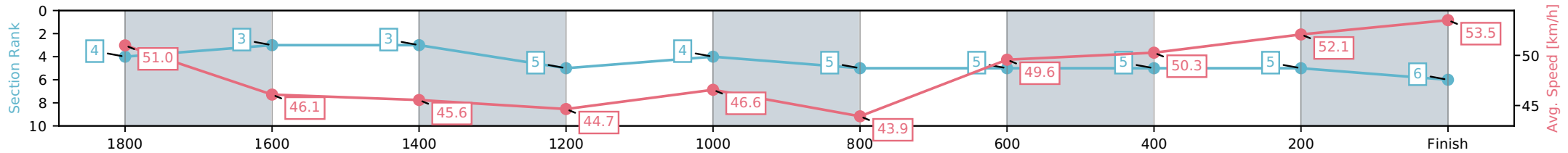
NZ Metropolitan Trotting Club Inc Harness
 Race 7: SHARES AVAILABLE WITH KENTUCKIANA
 YEARLINGS MOBILE PACE - 1980m



19 February 2026 - 8:06PM

Weather: Fine

Section	L1980	L1800	L1600	L1400	L1200	L1000	L800	L600	L400	L200
Section Times	2:28.85 (0:12.30)	2:16.55 [3] (0:15.82)	2:00.72 [3] (0:15.98)	1:44.74 [5] (0:16.14)	1:28.61 [4] (0:15.64)	1:12.96 [5] (0:16.57)	0:56.40 [5] (0:14.52)	0:41.88 [5] (0:14.46)	0:27.42 [5] (0:13.92)	0:13.49 [6] (0:13.49)
Average Speed [km/h]	51.0	46.1	45.6	44.7	46.6	43.9	49.6	50.3	52.1	53.5
Top Speed [km/h]	52.2	49.1	46.8	45.7	47.6	45.5	51.1	51.0	54.2	54.2
Avg. Dist. to Rail [m]	3.4	2.3	1.7	3.7	1.6	1.5	1.9	1.6	1.2	3.7



- [] Ranking at each section and finish
- :-:- No data available at this section
- NA No data available

Horse/Jockey Name	Bella Ciao/B N Orange
Finish Rank	7
Fastest Section Time (Section)	0:14.05 (400-200)
Top Speed [km/h] (Section)	52.6 (200-0)
Race State	Finished



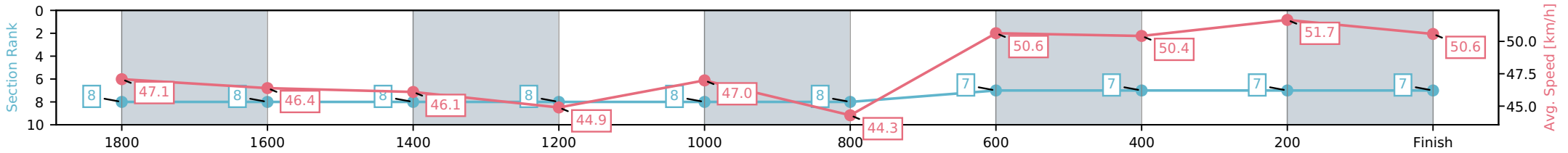
NZ Metropolitan Trotting Club Inc Harness
 Race 7: SHARES AVAILABLE WITH KENTUCKIANA
 YEARLINGS MOBILE PACE - 1980m



19 February 2026 - 8:06PM

Weather: Fine

Section	L1980	L1800	L1600	L1400	L1200	L1000	L800	L600	L400	L200
Section Times	2:30.24 (0:13.31)	2:16.93 [8] (0:15.71)	2:01.22 [8] (0:15.79)	1:45.43 [8] (0:16.04)	1:29.39 [8] (0:15.76)	1:13.63 [8] (0:16.72)	0:56.91 [7] (0:14.22)	0:42.69 [7] (0:14.42)	0:28.26 [7] (0:14.05)	0:14.22 [7] (0:14.22)
Average Speed [km/h]	47.1	46.4	46.1	44.9	47.0	44.3	50.6	50.4	51.7	50.6
Top Speed [km/h]	49.6	48.0	47.9	46.5	48.6	46.7	52.6	52.1	52.4	52.6
Avg. Dist. to Rail [m]	11.4	2.7	1.6	4.7	3.6	3.8	2.6	1.7	1.3	4.3



[] Ranking at each section and finish
 -:-:- No data available at this section
 NA No data available

Horse/Jockey Name	Ra Shard/J W Cox
Finish Rank	8
Fastest Section Time (Section)	0:14.76 (800-600)
Top Speed [km/h] (Section)	50.8 (1980 - 1800)
Race State	Finished



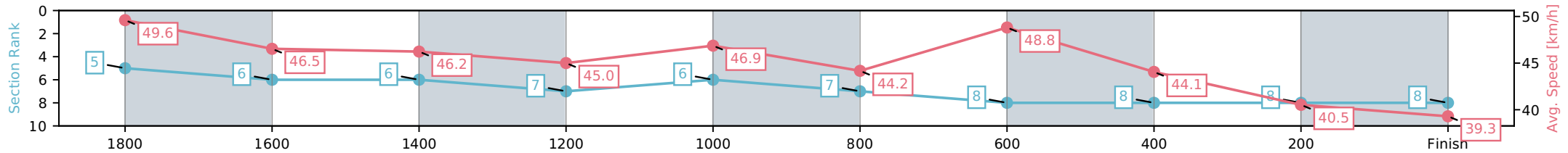
NZ Metropolitan Trotting Club Inc Harness
 Race 7: SHARES AVAILABLE WITH KENTUCKIANA
 YEARLINGS MOBILE PACE - 1980m



19 February 2026 - 8:06PM

Weather: Fine

Section	L1980	L1800	L1600	L1400	L1200	L1000	L800	L600	L400	L200
Section Times	2:40.75 (0:12.67)	2:28.08 [6] (0:15.83)	2:12.25 [6] (0:16.00)	1:56.25 [7] (0:16.00)	1:40.25 [6] (0:15.78)	1:24.47 [7] (0:16.68)	1:07.79 [8] (0:14.76)	0:53.03 [8] (0:16.75)	0:36.28 [8] (0:18.05)	0:18.23 [8] (0:18.23)
Average Speed [km/h]	49.6	46.5	46.2	45.0	46.9	44.2	48.8	44.1	40.5	39.3
Top Speed [km/h]	50.8	48.6	47.3	46.5	48.6	46.7	50.4	49.0	41.3	41.2
Avg. Dist. to Rail [m]	4.9	3.5	3.7	5.5	3.4	3.3	4.2	3.6	2.4	6.2



- [] Ranking at each section and finish
- :-:- No data available at this section
- NA No data available