



NZ Metropolitan Trotting Club Inc Harness
 Race 9: GOLD BAND TAXIS (AMATEUR DRIVERS) MOBILE PACE - 1980m
 19 February 2026 - 8:55PM



Weather: Fine

Field Times (Race Tempo) 2:28.09 2:16.91 2:02.06 1:47.16 1:30.77 1:13.90 0:59.47 0:44.91
 (0:11.19) (0:14.85) (0:14.90) (0:16.38) (0:16.87) (0:14.43) (0:14.56) (0:15.50)

Rank	TAB#	Horse	Overall Time	First 400m	Top Speed km/h (Section)	L1980	L1800	L1600	L1400	L1200	L1000	L800	L600
	(BAR#)	Driver	Margin (DT-W)	Last 600m	Fastest Section (Time)	Start - 1800	1800 - 1600	1600 - 1400	1400 - 1200	1200 - 1000	1000 - 800	800 - 600	600 - 400
1	4	Lily's A Star	2:28.09	0:29.39	54.2 (200-0)	2:28.09	2:16.18 [7]	2:00.78 [7]	1:45.77 [7]	1:29.50 [7]	1:13.01 [6]	0:58.37 [6]	0:44.02 [5]
	(4)	B J Wilmott		0:44.02	200-0 (0:13.56)	(0:11.91)	(0:15.40)	(0:15.01)	(0:16.27)	(0:16.49)	(0:14.64)	(0:14.35)	(0:15.22)
2	5	Warloch	2:28.40	0:29.09	53.9 (1980 - 1800)	2:28.40	2:16.64 [6]	2:01.41 [6]	1:46.39 [6]	1:30.13 [5]	1:13.62 [4]	0:58.96 [4]	0:44.61 [4]
	(5)	M J House	1.8L (-1)	0:44.62	200-0 (0:14.18)	(0:11.76)	(0:15.23)	(0:15.02)	(0:16.26)	(0:16.51)	(0:14.65)	(0:14.35)	(0:15.21)
3	7	Just Ask Paddy	2:28.42	0:29.70	53.5 (200-0)	2:28.42	2:16.26 [8]	2:00.72 [8]	1:45.74 [8]	1:29.47 [8]	1:12.98 [8]	0:58.38 [7]	0:44.01 [7]
	(7)	N J H Munro	1.9L (+4)	0:44.00	200-0 (0:13.77)	(0:12.16)	(0:15.54)	(0:14.98)	(0:16.27)	(0:16.49)	(0:14.59)	(0:14.38)	(0:15.17)
4	9	Mouton Cadet	2:28.51	0:30.21	53.5 (200-0)	2:28.51	2:16.15 [9]	2:00.41 [9]	1:45.36 [9]	1:29.18 [9]	1:12.61 [9]	0:58.04 [9]	0:43.70 [9]
	(9)	C P Negus	2.5L (+4)	0:43.70	200-0 (0:13.81)	(0:12.36)	(0:15.74)	(0:15.05)	(0:16.17)	(0:16.57)	(0:14.57)	(0:14.34)	(0:15.10)
5	6	Hi Hopes	2:28.81	0:28.21	56.4 (1980 - 1800)	2:28.81	2:17.62 [1]	2:02.78 [1]	1:47.56 [2]	1:31.18 [2]	1:14.16 [3]	0:59.75 [3]	0:45.14 [3]
	(6)	S P Murtha	4.2L (-14)	0:45.13	200-0 (0:14.16)	(0:11.18)	(0:14.85)	(0:15.22)	(0:16.38)	(0:17.02)	(0:14.41)	(0:14.61)	(0:15.39)
6	2	Fox Terror	2:29.05	0:28.95	54.2 (1980 - 1800)	2:29.05	2:17.31 [5]	2:02.17 [5]	1:47.13 [5]	1:30.76 [6]	1:13.67 [7]	0:59.00 [8]	0:44.38 [8]
	(2)	C M Wigg	5.7L (-14)	0:44.38	200-0 (0:14.13)	(0:11.74)	(0:15.13)	(0:15.05)	(0:16.37)	(0:17.08)	(0:14.68)	(0:14.61)	(0:15.14)
7	3	Off The Edge	2:29.32	0:28.68	54.6 (1980 - 1800)	2:29.32	2:17.69 [4]	2:02.71 [4]	1:47.71 [4]	1:31.46 [3]	1:15.13 [1]	1:00.70 [1]	0:46.14 [1]
	(3)	A N Edge	7.2L (-9)	0:46.14	1000-800 (0:14.43)	(0:11.63)	(0:14.98)	(0:15.00)	(0:16.25)	(0:16.33)	(0:14.43)	(0:14.56)	(0:15.50)
8	1	Motor Mouth	2:30.07	0:28.56	54.6 (1980 - 1800)	2:30.07	2:18.46 [3]	2:03.52 [3]	1:48.52 [3]	1:32.10 [4]	1:15.04 [5]	1:00.42 [5]	0:45.89 [6]
	(1)	D A C Roberts	11.7L (-14)	0:45.89	800-600 (0:14.53)	(0:11.61)	(0:14.94)	(0:15.00)	(0:16.42)	(0:17.06)	(0:14.62)	(0:14.53)	(0:15.32)
9	8	Don't Tell Jenny	2:30.24	0:28.44	55.0 (1980 - 1800)	2:30.24	2:18.76 [2]	2:03.85 [2]	1:49.30 [1]	1:32.92 [1]	1:15.90 [2]	1:01.36 [2]	0:46.71 [2]
	(8)	A C White	12.6L (-11)	0:46.72	1000-800 (0:14.54)	(0:11.48)	(0:14.91)	(0:14.55)	(0:16.38)	(0:17.02)	(0:14.54)	(0:14.65)	(0:15.20)

- [] Position in running at each section and finish TAB# Saddle cloth number Fastest split
- :-:- No data available at this section BAR# Barrier/Gate Position Fastest section
- NA No data available DNF Did not finish
- DNT Did not track DT-W Distance travelled compared to winner in metres



NZ Metropolitan Trotting Club Inc Harness
 Race 9: GOLD BAND TAXI (AMATEUR DRIVERS) MOBILE PACE - 1980m
 19 February 2026 - 8:55PM



Weather: Fine

Field Times 0:29.41 0:13.94
 (Race Tempo) (0:15.47) (0:13.94)

Rank	TAB#	Horse	Overall Time	First 400m	Top Speed km/h (Section)	L400	L200						
	(BAR#)	Driver	Margin (DT-W)	Last 600m	Fastest Section (Time)	400 - 200	200 - Finish						
1	4	Lily's A Star	2:28.09	0:29.39	54.2 (200-0)	0:28.80 [5]	0:13.56 [4]						
	(4)	B J Wilmott		0:44.02	200-0 (0:13.56)	(0:15.24)	(0:13.56)						
2	5	Warloch	2:28.40	0:29.09	53.9 (1980 - 1800)	0:29.40 [3]	0:14.18 [2]						
	(5)	M J House	1.8L (-1)	0:44.62	200-0 (0:14.18)	(0:15.23)	(0:14.18)						
3	7	Just Ask Paddy	2:28.42	0:29.70	53.5 (200-0)	0:28.84 [7]	0:13.77 [6]						
	(7)	N J H Munro	1.9L (+4)	0:44.00	200-0 (0:13.77)	(0:15.06)	(0:13.77)						
4	9	Mouton Cadet	2:28.51	0:30.21	53.5 (200-0)	0:28.60 [9]	0:13.81 [7]						
	(9)	C P Negus	2.5L (+4)	0:43.70	200-0 (0:13.81)	(0:14.79)	(0:13.81)						
5	6	Hi Hopes	2:28.81	0:28.21	56.4 (1980 - 1800)	0:29.74 [4]	0:14.16 [5]						
	(6)	S P Murtha	4.2L (-14)	0:45.13	200-0 (0:14.16)	(0:15.58)	(0:14.16)						
6	2	Fox Terror	2:29.05	0:28.95	54.2 (1980 - 1800)	0:29.24 [8]	0:14.13 [8]						
	(2)	C M Wigg	5.7L (-14)	0:44.38	200-0 (0:14.13)	(0:15.11)	(0:14.13)						
7	3	Off The Edge	2:29.32	0:28.68	54.6 (1980 - 1800)	0:30.64 [1]	0:15.17 [1]						
	(3)	A N Edge	7.2L (-9)	0:46.14	1000-800 (0:14.43)	(0:15.47)	(0:15.17)						
8	1	Motor Mouth	2:30.07	0:28.56	54.6 (1980 - 1800)	0:30.57 [6]	0:15.08 [9]						
	(1)	D A C Roberts	11.7L (-14)	0:45.89	800-600 (0:14.53)	(0:15.49)	(0:15.08)						
9	8	Don't Tell Jenny	2:30.24	0:28.44	55.0 (1980 - 1800)	0:31.52 [2]	0:15.86 [3]						
	(8)	A C White	12.6L (-11)	0:46.72	1000-800 (0:14.54)	(0:15.66)	(0:15.86)						

[] Position in running at each section and finish TAB# Saddle cloth number

Fastest split

-:-:- No data available at this section

BAR# Barrier/Gate Position

Fastest section

NA No data available

DNF Did not finish

DNT Did not track

DT-W Distance travelled compared to winner in metres

Horse/Jockey Name	Lily's A Star/B J Wilmott
Finish Rank	1
Fastest Section Time (Section)	0:13.56 (200-0)
Top Speed [km/h] (Section)	54.2 (200-0)
Race State	Finished



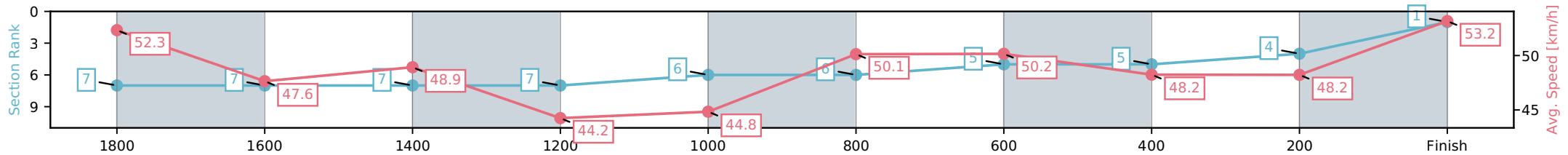
NZ Metropolitan Trotting Club Inc Harness
 Race 9: GOLD BAND TAXIS (AMATEUR DRIVERS) MOBILE
 PACE - 1980m



19 February 2026 - 8:55PM

Weather: Fine

Section	L1980	L1800	L1600	L1400	L1200	L1000	L800	L600	L400	L200
Section Times	2:28.09 (0:11.91)	2:16.18 [7] (0:15.40)	2:00.78 [7] (0:15.01)	1:45.77 [7] (0:16.27)	1:29.50 [6] (0:16.49)	1:13.01 [6] (0:14.64)	0:58.37 [5] (0:14.35)	0:44.02 [5] (0:15.22)	0:28.80 [4] (0:15.24)	0:13.56 [1] (0:13.56)
Average Speed [km/h]	52.3	47.6	48.9	44.2	44.8	50.1	50.2	48.2	48.2	53.2
Top Speed [km/h]	53.5	50.1	49.9	48.3	49.2	51.2	50.3	49.9	52.5	54.2
Avg. Dist. to Rail [m]	6.2	2.9	2.7	4.9	3.2	2.7	2.8	2.6	3.4	7.8



- [] Ranking at each section and finish
- :-:- No data available at this section
- NA No data available

Horse/Jockey Name	Warloch/M J House
Finish Rank	2
Fastest Section Time (Section)	0:14.18 (200-0)
Top Speed [km/h] (Section)	53.9 (1980 - 1800)
Race State	Finished



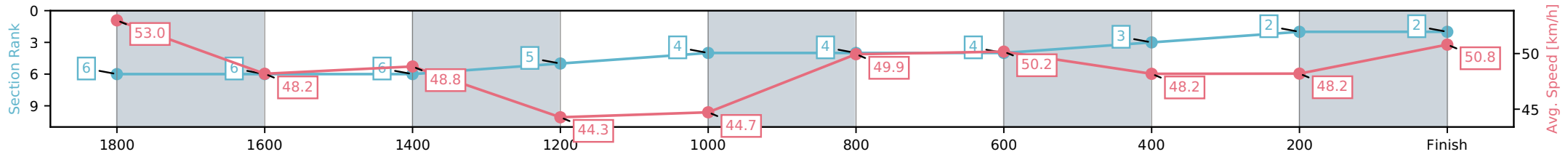
NZ Metropolitan Trotting Club Inc Harness
 Race 9: GOLD BAND TAXIS (AMATEUR DRIVERS) MOBILE
 PACE - 1980m



19 February 2026 - 8:55PM

Weather: Fine

Section	L1980	L1800	L1600	L1400	L1200	L1000	L800	L600	L400	L200
Section Times	2:28.40 (0:11.76)	2:16.64 [6] (0:15.23)	2:01.41 [6] (0:15.02)	1:46.39 [5] (0:16.26)	1:30.13 [4] (0:16.51)	1:13.62 [4] (0:14.65)	0:58.96 [4] (0:14.35)	0:44.61 [3] (0:15.21)	0:29.40 [2] (0:15.23)	0:14.18 [2] (0:14.18)
Average Speed [km/h]	53.0	48.2	48.8	44.3	44.7	49.9	50.2	48.2	48.2	50.8
Top Speed [km/h]	53.9	51.0	49.6	47.6	48.8	50.9	50.3	49.9	50.6	51.8
Avg. Dist. to Rail [m]	7.5	3.2	2.6	4.9	3.1	2.5	2.6	2.5	3.1	6.1



[] Ranking at each section and finish
 -:-:- No data available at this section
 NA No data available

Horse/Jockey Name	Just Ask Paddy/N J H Munro
Finish Rank	3
Fastest Section Time (Section)	0:13.77 (200-0)
Top Speed [km/h] (Section)	53.5 (200-0)
Race State	Finished



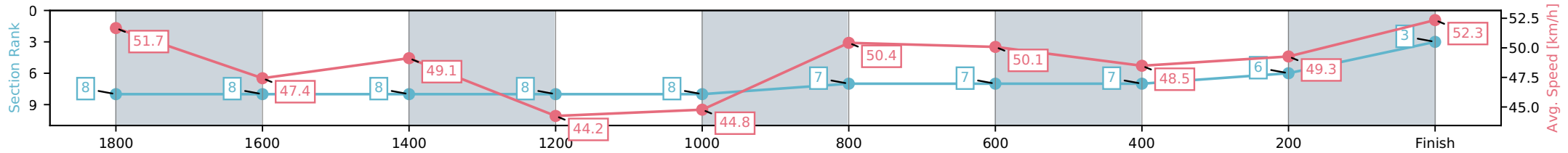
NZ Metropolitan Trotting Club Inc Harness
 Race 9: GOLD BAND TAXIS (AMATEUR DRIVERS) MOBILE
 PACE - 1980m



19 February 2026 - 8:55PM

Weather: Fine

Section	L1980	L1800	L1600	L1400	L1200	L1000	L800	L600	L400	L200
Section Times	2:28.42 (0:12.16)	2:16.26 [8] (0:15.54)	2:00.72 [8] (0:14.98)	1:45.74 [8] (0:16.27)	1:29.47 [8] (0:16.49)	1:12.98 [7] (0:14.59)	0:58.38 [7] (0:14.38)	0:44.01 [7] (0:15.17)	0:28.84 [6] (0:15.06)	0:13.77 [3] (0:13.77)
Average Speed [km/h]	51.7	47.4	49.1	44.2	44.8	50.4	50.1	48.5	49.3	52.3
Top Speed [km/h]	52.4	49.0	50.2	49.1	50.7	51.8	50.5	49.9	53.1	53.5
Avg. Dist. to Rail [m]	9.0	3.7	3.0	5.0	3.2	2.9	2.9	2.9	4.9	10.4



- [] Ranking at each section and finish
- :-:- No data available at this section
- NA No data available

Horse/Jockey Name	Mouton Cadet/C P Negus
Finish Rank	4
Fastest Section Time (Section)	0:13.81 (200-0)
Top Speed [km/h] (Section)	53.5 (200-0)
Race State	Finished



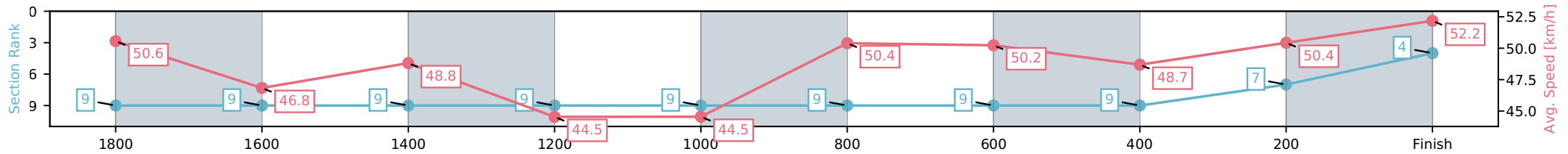
NZ Metropolitan Trotting Club Inc Harness
 Race 9: GOLD BAND TAXIS (AMATEUR DRIVERS) MOBILE
 PACE - 1980m



19 February 2026 - 8:55PM

Weather: Fine

Section	L1980	L1800	L1600	L1400	L1200	L1000	L800	L600	L400	L200
Section Times	2:28.51 (0:12.36)	2:16.15 [9] (0:15.74)	2:00.41 [9] (0:15.05)	1:45.36 [9] (0:16.17)	1:29.18 [9] (0:16.57)	1:12.61 [9] (0:14.57)	0:58.04 [9] (0:14.34)	0:43.70 [9] (0:15.10)	0:28.60 [7] (0:14.79)	0:13.81 [4] (0:13.81)
Average Speed [km/h]	50.6	46.8	48.8	44.5	44.5	50.4	50.2	48.7	50.4	52.2
Top Speed [km/h]	52.8	48.3	49.9	49.9	49.8	51.5	50.8	50.1	53.1	53.5
Avg. Dist. to Rail [m]	12.5	4.1	2.8	5.1	3.2	2.7	3.1	3.0	5.9	12.8



- [] Ranking at each section and finish
- :-:- No data available at this section
- NA No data available

Horse/Jockey Name	Hi Hopes/S P Murtha
Finish Rank	5
Fastest Section Time (Section)	0:14.16 (200-0)
Top Speed [km/h] (Section)	56.4 (1980 - 1800)
Race State	Finished



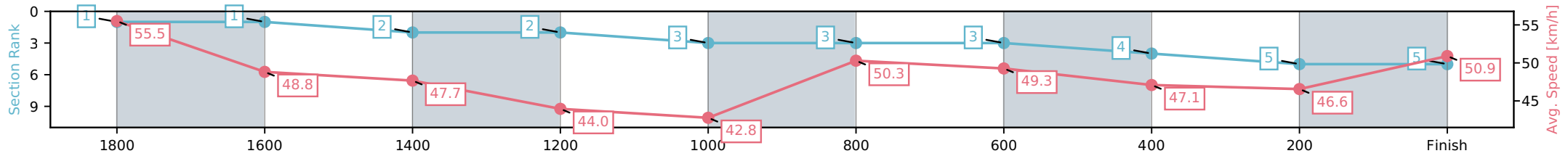
NZ Metropolitan Trotting Club Inc Harness
 Race 9: GOLD BAND TAXIS (AMATEUR DRIVERS) MOBILE
 PACE - 1980m



19 February 2026 - 8:55PM

Weather: Fine

Section	L1980	L1800	L1600	L1400	L1200	L1000	L800	L600	L400	L200
Section Times	2:28.81 (0:11.18)	2:17.62 [1] (0:14.85)	2:02.78 [2] (0:15.22)	1:47.56 [2] (0:16.38)	1:31.18 [3] (0:17.02)	1:14.16 [3] (0:14.41)	0:59.75 [3] (0:14.61)	0:45.14 [4] (0:15.39)	0:29.74 [5] (0:15.58)	0:14.16 [5] (0:14.16)
Average Speed [km/h]	55.5	48.8	47.7	44.0	42.8	50.3	49.3	47.1	46.6	50.9
Top Speed [km/h]	56.4	53.5	48.4	48.0	49.3	51.5	50.1	48.2	49.1	51.6
Avg. Dist. to Rail [m]	8.4	1.3	1.2	3.1	1.5	1.1	1.0	1.0	1.1	3.2



- [] Ranking at each section and finish
- :-:- No data available at this section
- NA No data available

Horse/Jockey Name	Fox Terror/C M Wigg
Finish Rank	6
Fastest Section Time (Section)	0:14.13 (200-0)
Top Speed [km/h] (Section)	54.2 (1980 - 1800)
Race State	Finished



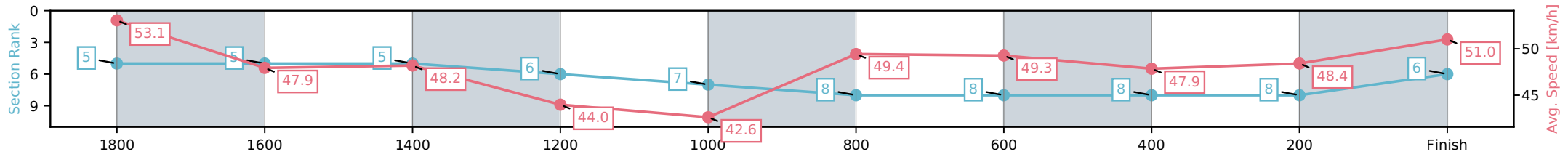
NZ Metropolitan Trotting Club Inc Harness
 Race 9: GOLD BAND TAXIS (AMATEUR DRIVERS) MOBILE
 PACE - 1980m



19 February 2026 - 8:55PM

Weather: Fine

Section	L1980	L1800	L1600	L1400	L1200	L1000	L800	L600	L400	L200
Section Times	2:29.05 (0:11.74)	2:17.31 [5] (0:15.13)	2:02.17 [5] (0:15.05)	1:47.13 [6] (0:16.37)	1:30.76 [7] (0:17.08)	1:13.67 [8] (0:14.68)	0:59.00 [8] (0:14.61)	0:44.38 [8] (0:15.14)	0:29.24 [8] (0:15.11)	0:14.13 [6] (0:14.13)
Average Speed [km/h]	53.1	47.9	48.2	44.0	42.6	49.4	49.3	47.9	48.4	51.0
Top Speed [km/h]	54.2	51.2	48.7	48.6	48.3	50.6	50.0	50.2	51.1	52.0
Avg. Dist. to Rail [m]	4.0	1.3	1.1	3.1	1.4	1.3	1.3	1.0	2.6	6.9



[] Ranking at each section and finish
 -:-:- No data available at this section
 NA No data available

Horse/Jockey Name	Off The Edge/A N Edge
Finish Rank	7
Fastest Section Time (Section)	0:14.43 (1000-800)
Top Speed [km/h] (Section)	54.6 (1980 - 1800)
Race State	Finished



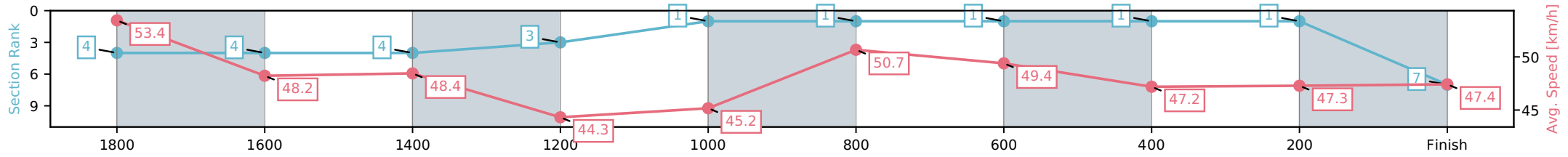
NZ Metropolitan Trotting Club Inc Harness
 Race 9: GOLD BAND TAXIS (AMATEUR DRIVERS) MOBILE
 PACE - 1980m



19 February 2026 - 8:55PM

Weather: Fine

Section	L1980	L1800	L1600	L1400	L1200	L1000	L800	L600	L400	L200
Section Times	2:29.32 (0:11.63)	2:17.69 [4] (0:14.98)	2:02.71 [4] (0:15.00)	1:47.71 [3] (0:16.25)	1:31.46 [1] (0:16.33)	1:15.13 [1] (0:14.43)	1:00.70 [1] (0:14.56)	0:46.14 [1] (0:15.50)	0:30.64 [1] (0:15.47)	0:15.17 [7] (0:15.17)
Average Speed [km/h]	53.4	48.2	48.4	44.3	45.2	50.7	49.4	47.2	47.3	47.4
Top Speed [km/h]	54.6	51.2	48.9	47.6	50.8	52.3	51.0	47.8	47.9	47.9
Avg. Dist. to Rail [m]	4.4	0.7	1.7	5.0	3.0	2.2	2.2	2.2	2.5	5.0



[] Ranking at each section and finish
 -:-:- No data available at this section
 NA No data available

Horse/Jockey Name	Motor Mouth/D A C Roberts
Finish Rank	8
Fastest Section Time (Section)	0:14.53 (800-600)
Top Speed [km/h] (Section)	54.6 (1980 - 1800)
Race State	Finished



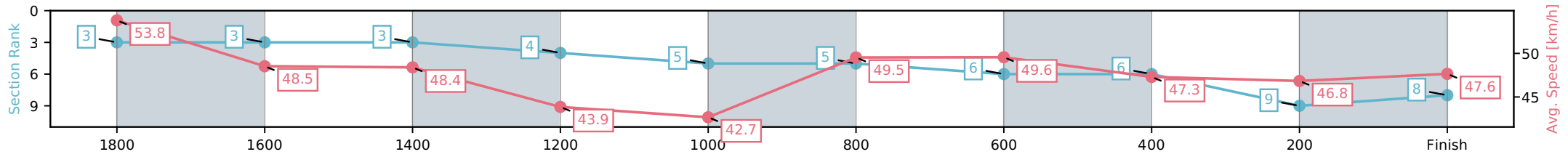
NZ Metropolitan Trotting Club Inc Harness
 Race 9: GOLD BAND TAXIS (AMATEUR DRIVERS) MOBILE
 PACE - 1980m



19 February 2026 - 8:55PM

Weather: Fine

Section	L1980	L1800	L1600	L1400	L1200	L1000	L800	L600	L400	L200
Section Times	2:30.07 (0:11.61)	2:18.46 [3] (0:14.94)	2:03.52 [3] (0:15.00)	1:48.52 [4] (0:16.42)	1:32.10 [5] (0:17.06)	1:15.04 [5] (0:14.62)	1:00.42 [6] (0:14.53)	0:45.89 [6] (0:15.32)	0:30.57 [9] (0:15.49)	0:15.08 [8] (0:15.08)
Average Speed [km/h]	53.8	48.5	48.4	43.9	42.7	49.5	49.6	47.3	46.8	47.6
Top Speed [km/h]	54.6	52.4	49.3	47.9	48.7	50.7	50.0	48.8	48.3	48.8
Avg. Dist. to Rail [m]	2.6	1.0	1.2	3.2	1.5	1.1	1.2	1.0	1.4	3.4



[] Ranking at each section and finish
 -:-:- No data available at this section
 NA No data available

Horse/Jockey Name	Don't Tell Jenny/A C White
Finish Rank	9
Fastest Section Time (Section)	0:14.54 (1000-800)
Top Speed [km/h] (Section)	55.0 (1980 - 1800)
Race State	Finished



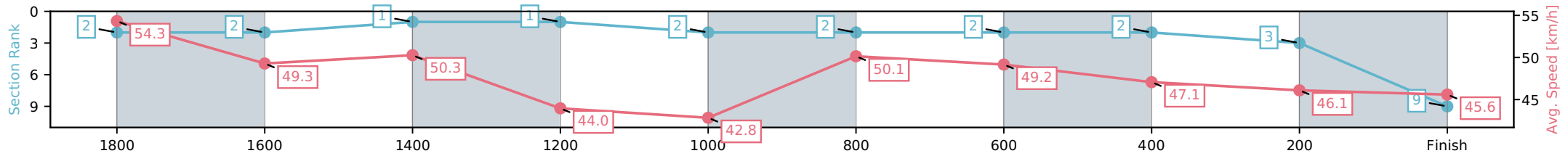
NZ Metropolitan Trotting Club Inc Harness
 Race 9: GOLD BAND TAXIS (AMATEUR DRIVERS) MOBILE
 PACE - 1980m



19 February 2026 - 8:55PM

Weather: Fine

Section	L1980	L1800	L1600	L1400	L1200	L1000	L800	L600	L400	L200
Section Times	2:30.24 (0:11.48)	2:18.76 [2] (0:14.91)	2:03.85 [1] (0:14.55)	1:49.30 [1] (0:16.38)	1:32.92 [2] (0:17.02)	1:15.90 [2] (0:14.54)	1:01.36 [2] (0:14.65)	0:46.71 [2] (0:15.20)	0:31.52 [3] (0:15.66)	0:15.86 [9] (0:15.86)
Average Speed [km/h]	54.3	49.3	50.3	44.0	42.8	50.1	49.2	47.1	46.1	45.6
Top Speed [km/h]	55.0	53.3	51.8	48.1	49.4	51.5	49.7	47.9	46.6	46.6
Avg. Dist. to Rail [m]	11.3	3.6	2.1	3.2	1.8	1.8	0.2	0.7	1.1	5.4



- [] Ranking at each section and finish
- :-:- No data available at this section
- NA No data available