



NZ Metropolitan Trotting Club Inc Harness

Race 1: DIAMOND RACING LOT 54 SHARES AVAILABLE MOBILE PACE - 1980m

25 February 2026 - 4:13PM



Weather: Fine

Field Times (Race Tempo)	2:28.35 (0:11.61)	2:16.74 (0:14.75)	2:01.99 (0:15.00)	1:47.00 (0:15.73)	1:31.27 (0:16.26)	1:15.00 (0:15.68)	0:59.32 (0:15.01)	0:44.31 (0:14.86)
-----------------------------	----------------------	----------------------	----------------------	----------------------	----------------------	----------------------	----------------------	----------------------

Rank	TAB#	Horse	Overall Time	First 400m	Top Speed km/h (Section)	L1980	L1800	L1600	L1400	L1200	L1000	L800	L600
	(BAR#)	Driver	Margin (DT-W)	Last 600m	Fastest Section (Time)	Start - 1800	1800 - 1600	1600 - 1400	1400 - 1200	1200 - 1000	1000 - 800	800 - 600	600 - 400
1	4	Warloch	2:28.35	0:28.40	53.6 (1980 - 1800)	2:28.35	2:16.62 [2]	2:01.99 [1]	1:46.96 [2]	1:31.26 [1]	1:15.00 [1]	0:59.32 [1]	0:44.31 [1]
	(4)	M J House		0:44.32	400-200 (0:14.38)	(0:11.73)	(0:14.63)	(0:15.03)	(0:15.69)	(0:16.26)	(0:15.68)	(0:15.01)	(0:14.86)
2	5	Style Council	2:28.41	0:28.54	53.2 (1980 - 1800)	2:28.41	2:16.38 [4]	2:01.85 [2]	1:47.06 [1]	1:31.29 [2]	1:14.91 [2]	0:59.27 [2]	0:44.30 [2]
	(5)	B J Wilmott	0.4L (+15)	0:44.30	400-200 (0:14.41)	(0:12.03)	(0:14.54)	(0:14.79)	(0:15.76)	(0:16.38)	(0:15.64)	(0:14.97)	(0:14.89)
3	2	Off The Edge	2:28.46	0:28.84	55.3 (1980 - 1800)	2:28.46	2:16.85 [1]	2:01.72 [3]	1:46.76 [4]	1:31.01 [3]	1:14.81 [3]	0:59.14 [3]	0:44.15 [3]
	(2)	A N Edge	0.6L (-3)	0:44.15	400-200 (0:14.24)	(0:11.61)	(0:15.14)	(0:14.96)	(0:15.75)	(0:16.20)	(0:15.68)	(0:14.99)	(0:14.90)
4	3	Sweet N Sassy	2:28.69	0:29.18	53.9 (1980 - 1800)	2:28.69	2:16.81 [3]	2:01.60 [5]	1:46.69 [6]	1:30.84 [5]	1:14.65 [5]	0:59.04 [5]	0:44.08 [5]
	(3)	M F Maynard	2.0L (+1)	0:44.09	400-200 (0:14.22)	(0:11.88)	(0:15.21)	(0:14.91)	(0:15.85)	(0:16.18)	(0:15.62)	(0:14.95)	(0:14.95)
5	1	Fox Terror	2:28.82	0:29.39	51.7 (1980 - 1800)	2:28.82	2:16.59 [5]	2:01.42 [7]	1:46.52 [7]	1:30.60 [8]	1:14.48 [7]	0:58.85 [7]	0:43.89 [7]
	(1)	C M Wigg	2.7L (+0)	0:43.88	200-0 (0:14.39)	(0:12.23)	(0:15.17)	(0:14.90)	(0:15.92)	(0:16.12)	(0:15.64)	(0:14.96)	(0:14.95)
6	6	Just Ask Paddy	2:28.85	0:29.14	53.5 (400-200)	2:28.85	2:16.39 [8]	2:01.70 [6]	1:46.90 [5]	1:30.99 [6]	1:14.70 [6]	0:59.00 [6]	0:44.03 [6]
	(6)	N J H Munro	3.0L (+7)	0:44.03	400-200 (0:14.08)	(0:12.46)	(0:14.69)	(0:14.81)	(0:15.91)	(0:16.29)	(0:15.70)	(0:14.97)	(0:14.74)
7	7	Fusion Reactor	2:29.05	0:28.51	52.9 (1980 - 1800)	2:29.05	2:16.71 [7]	2:02.16 [4]	1:47.37 [3]	1:31.60 [4]	1:15.22 [4]	0:59.55 [4]	0:44.62 [4]
	(7)	S P Murtha	4.1L (+16)	0:44.63	400-200 (0:14.48)	(0:12.34)	(0:14.54)	(0:14.80)	(0:15.77)	(0:16.38)	(0:15.67)	(0:14.93)	(0:14.89)
8	8	Mouton Cadet	2:33.80	0:29.80	52.8 (1980 - 1800)	2:33.80	2:21.54 [6]	2:06.04 [8]	1:51.32 [8]	1:35.59 [7]	1:19.27 [8]	1:03.59 [8]	0:48.73 [8]
	(8)	C P Negus	32.1L (+24)	0:48.73	1600-1400 (0:14.72)	(0:12.26)	(0:15.50)	(0:14.72)	(0:15.73)	(0:16.32)	(0:15.68)	(0:14.86)	(0:14.84)

- [] Position in running at each section and finish
- :-:- No data available at this section
- NA No data available
- DNT Did not track
- TAB# Saddle cloth number
- BAR# Barrier/Gate Position
- DNF Did not finish
- DT-W Distance travelled compared to winner in metres
- Fastest split
- Fastest section



NZ Metropolitan Trotting Club Inc Harness
 Race 1: DIAMOND RACING LOT 54 SHARES AVAILABLE MOBILE PACE - 1980m
 25 February 2026 - 4:13PM



Weather: Fine

Field Times 0:29.45 0:15.07
 (Race Tempo) (0:14.38) (0:15.07)

Rank	TAB#	Horse	Overall Time	First 400m	Top Speed km/h (Section)	L400	L200						
	(BAR#)	Driver	Margin (DT-W)	Last 600m	Fastest Section (Time)	400 - 200	200 - Finish						
1	4	Warloch	2:28.35	0:28.40	53.6 (1980 - 1800)	0:29.45 [1]	0:15.08 [1]						
	(4)	M J House		0:44.32	400-200 (0:14.38)	(0:14.38)	(0:15.08)						
2	5	Style Council	2:28.41	0:28.54	53.2 (1980 - 1800)	0:29.41 [2]	0:15.00 [2]						
	(5)	B J Wilmott	0.4L (+15)	0:44.30	400-200 (0:14.41)	(0:14.41)	(0:15.00)						
3	2	Off The Edge	2:28.46	0:28.84	55.3 (1980 - 1800)	0:29.25 [3]	0:15.01 [3]						
	(2)	A N Edge	0.6L (-3)	0:44.15	400-200 (0:14.24)	(0:14.24)	(0:15.01)						
4	3	Sweet N Sassy	2:28.69	0:29.18	53.9 (1980 - 1800)	0:29.14 [5]	0:14.92 [5]						
	(3)	M F Maynard	2.0L (+1)	0:44.09	400-200 (0:14.22)	(0:14.22)	(0:14.92)						
5	1	Fox Terror	2:28.82	0:29.39	51.7 (1980 - 1800)	0:28.93 [7]	0:14.39 [7]						
	(1)	C M Wigg	2.7L (+0)	0:43.88	200-0 (0:14.39)	(0:14.54)	(0:14.39)						
6	6	Just Ask Paddy	2:28.85	0:29.14	53.5 (400-200)	0:29.29 [6]	0:15.21 [4]						
	(6)	N J H Munro	3.0L (+7)	0:44.03	400-200 (0:14.08)	(0:14.08)	(0:15.21)						
7	7	Fusion Reactor	2:29.05	0:28.51	52.9 (1980 - 1800)	0:29.73 [4]	0:15.26 [6]						
	(7)	S P Murtha	4.1L (+16)	0:44.63	400-200 (0:14.48)	(0:14.48)	(0:15.26)						
8	8	Mouton Cadet	2:33.80	0:29.80	52.8 (1980 - 1800)	0:33.89 [8]	0:15.38 [8]						
	(8)	C P Negus	32.1L (+24)	0:48.73	1600-1400 (0:14.72)	(0:18.51)	(0:15.38)						

[] Position in running at each section and finish TAB# Saddle cloth number

Fastest split

-:--:-- No data available at this section

BAR# Barrier/Gate Position

Fastest section

NA No data available

DNF Did not finish

DNT Did not track

DT-W Distance travelled compared to winner in metres

Horse/Jockey Name	Warloch/M J House
Finish Rank	1
Fastest Section Time (Section)	0:14.38 (400-200)
Top Speed [km/h] (Section)	53.6 (1980 - 1800)
Race State	Finished



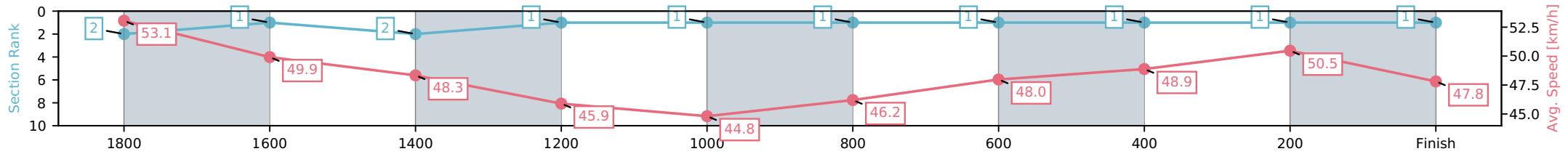
NZ Metropolitan Trotting Club Inc Harness
 Race 1: DIAMOND RACING LOT 54 SHARES AVAILABLE
 MOBILE PACE - 1980m



25 February 2026 - 4:13PM

Weather: Fine

Section	L1980	L1800	L1600	L1400	L1200	L1000	L800	L600	L400	L200
Section Times	2:28.35 (0:11.73)	2:16.62 [1] (0:14.63)	2:01.99 [2] (0:15.03)	1:46.96 [1] (0:15.69)	1:31.26 [1] (0:16.26)	1:15.00 [1] (0:15.68)	0:59.32 [1] (0:15.01)	0:44.31 [1] (0:14.86)	0:29.45 [1] (0:14.38)	0:15.08 [1] (0:15.08)
Average Speed [km/h]	53.1	49.9	48.3	45.9	44.8	46.2	48.0	48.9	50.5	47.8
Top Speed [km/h]	53.6	52.2	48.8	48.1	46.7	47.1	48.2	50.3	50.7	49.7
Avg. Dist. to Rail [m]	7.2	2.8	1.4	2.8	1.5	1.1	2.0	1.5	1.3	3.4



- [] Ranking at each section and finish
- :-:- No data available at this section
- NA No data available

Horse/Jockey Name	Style Council/B J Wilmott
Finish Rank	2
Fastest Section Time (Section)	0:14.41 (400-200)
Top Speed [km/h] (Section)	53.2 (1980 - 1800)
Race State	Finished



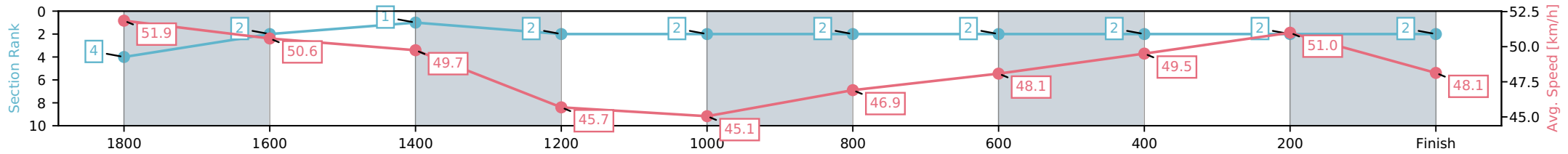
NZ Metropolitan Trotting Club Inc Harness
 Race 1: DIAMOND RACING LOT 54 SHARES AVAILABLE
 MOBILE PACE - 1980m



25 February 2026 - 4:13PM

Weather: Fine

Section	L1980	L1800	L1600	L1400	L1200	L1000	L800	L600	L400	L200
Section Times	2:28.41 (0:12.03)	2:16.38 [2] (0:14.54)	2:01.85 [1] (0:14.79)	1:47.06 [2] (0:15.76)	1:31.29 [2] (0:16.38)	1:14.91 [2] (0:15.64)	0:59.27 [2] (0:14.97)	0:44.30 [2] (0:14.89)	0:29.41 [2] (0:14.41)	0:15.00 [2] (0:15.00)
Average Speed [km/h]	51.9	50.6	49.7	45.7	45.1	46.9	48.1	49.5	51.0	48.1
Top Speed [km/h]	53.2	51.6	50.3	49.8	46.9	47.8	48.7	50.8	51.4	49.8
Avg. Dist. to Rail [m]	8.7	3.5	3.0	4.3	3.1	2.7	3.7	3.4	3.1	5.0



- [] Ranking at each section and finish
- :-:- No data available at this section
- NA No data available

Horse/Jockey Name	Off The Edge/A N Edge
Finish Rank	3
Fastest Section Time (Section)	0:14.24 (400-200)
Top Speed [km/h] (Section)	55.3 (1980 - 1800)
Race State	Finished



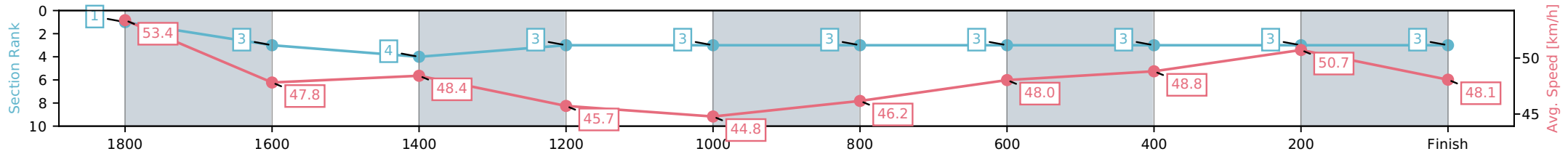
NZ Metropolitan Trotting Club Inc Harness
 Race 1: DIAMOND RACING LOT 54 SHARES AVAILABLE
 MOBILE PACE - 1980m



25 February 2026 - 4:13PM

Weather: Fine

Section	L1980	L1800	L1600	L1400	L1200	L1000	L800	L600	L400	L200
Section Times	2:28.46 (0:11.61)	2:16.85 [3] (0:15.14)	2:01.72 [4] (0:14.96)	1:46.76 [3] (0:15.75)	1:31.01 [3] (0:16.20)	1:14.81 [3] (0:15.68)	0:59.14 [3] (0:14.99)	0:44.15 [3] (0:14.90)	0:29.25 [3] (0:14.24)	0:15.01 [3] (0:15.01)
Average Speed [km/h]	53.4	47.8	48.4	45.7	44.8	46.2	48.0	48.8	50.7	48.1
Top Speed [km/h]	55.3	49.9	49.2	48.7	46.6	47.1	48.7	50.3	52.2	51.7
Avg. Dist. to Rail [m]	2.7	1.0	1.0	2.7	1.0	1.0	2.2	1.6	0.6	1.3



- [] Ranking at each section and finish
- :-:- No data available at this section
- NA No data available

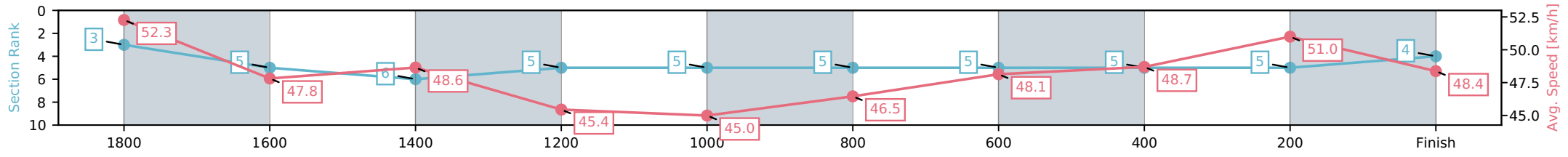
Horse/Jockey Name	Sweet N Sassy/M F Maynard
Finish Rank	4
Fastest Section Time (Section)	0:14.22 (400-200)
Top Speed [km/h] (Section)	53.9 (1980 - 1800)
Race State	Finished



NZ Metropolitan Trotting Club Inc Harness
 Race 1: DIAMOND RACING LOT 54 SHARES AVAILABLE
 MOBILE PACE - 1980m
 25 February 2026 - 4:13PM
 Weather: Fine



Section	L1980	L1800	L1600	L1400	L1200	L1000	L800	L600	L400	L200
Section Times	2:28.69 (0:11.88)	2:16.81 [5] (0:15.21)	2:01.60 [6] (0:14.91)	1:46.69 [5] (0:15.85)	1:30.84 [5] (0:16.18)	1:14.65 [5] (0:15.62)	0:59.04 [5] (0:14.95)	0:44.08 [5] (0:14.95)	0:29.14 [5] (0:14.22)	0:14.92 [4] (0:14.92)
Average Speed [km/h]	52.3	47.8	48.6	45.4	45.0	46.5	48.1	48.7	51.0	48.4
Top Speed [km/h]	53.9	50.0	49.8	49.4	46.7	47.3	48.5	49.9	51.3	51.0
Avg. Dist. to Rail [m]	5.1	1.9	1.2	3.0	1.4	1.3	2.4	1.7	1.1	2.2



[] Ranking at each section and finish
 -:-:- No data available at this section
 NA No data available

Horse/Jockey Name	Fox Terror/C M Wigg
Finish Rank	5
Fastest Section Time (Section)	0:14.39 (200-0)
Top Speed [km/h] (Section)	51.7 (1980 - 1800)
Race State	Finished



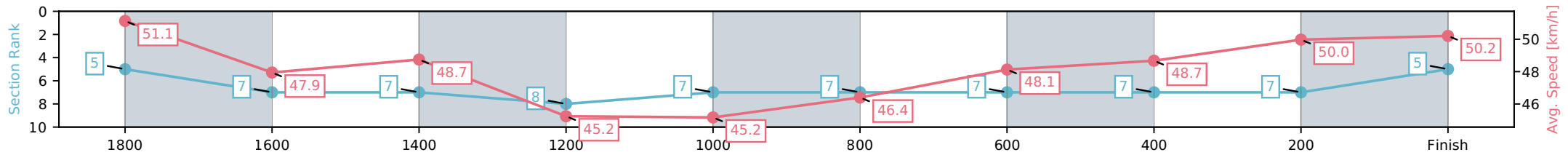
NZ Metropolitan Trotting Club Inc Harness
 Race 1: DIAMOND RACING LOT 54 SHARES AVAILABLE
 MOBILE PACE - 1980m



25 February 2026 - 4:13PM

Weather: Fine

Section	L1980	L1800	L1600	L1400	L1200	L1000	L800	L600	L400	L200
Section Times	2:28.82 (0:12.23)	2:16.59 [7] (0:15.17)	2:01.42 [7] (0:14.90)	1:46.52 [8] (0:15.92)	1:30.60 [7] (0:16.12)	1:14.48 [7] (0:15.64)	0:58.85 [7] (0:14.96)	0:43.89 [7] (0:14.95)	0:28.93 [7] (0:14.54)	0:14.39 [5] (0:14.39)
Average Speed [km/h]	51.1	47.9	48.7	45.2	45.2	46.4	48.1	48.7	50.0	50.2
Top Speed [km/h]	51.7	50.6	49.7	49.6	46.6	47.4	48.7	49.5	50.4	51.3
Avg. Dist. to Rail [m]	3.6	1.8	1.4	3.0	1.5	1.3	2.3	1.8	1.4	3.7



- [] Ranking at each section and finish
- :-:- No data available at this section
- NA No data available

Horse/Jockey Name	Just Ask Paddy/N J H Munro
Finish Rank	6
Fastest Section Time (Section)	0:14.08 (400-200)
Top Speed [km/h] (Section)	53.5 (400-200)
Race State	Finished



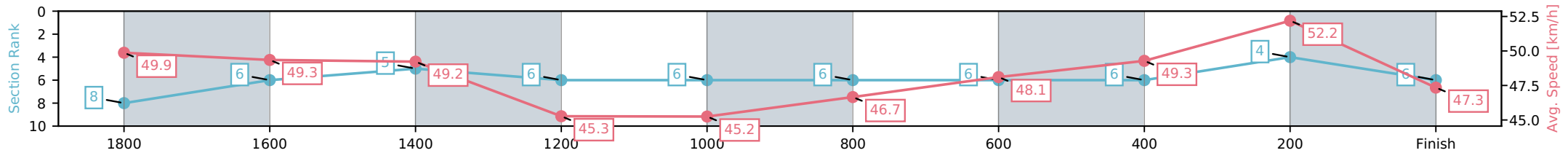
NZ Metropolitan Trotting Club Inc Harness
 Race 1: DIAMOND RACING LOT 54 SHARES AVAILABLE
 MOBILE PACE - 1980m



25 February 2026 - 4:13PM

Weather: Fine

Section	L1980	L1800	L1600	L1400	L1200	L1000	L800	L600	L400	L200
Section Times	2:28.85 (0:12.46)	2:16.39 [6] (0:14.69)	2:01.70 [5] (0:14.81)	1:46.90 [6] (0:15.91)	1:30.99 [6] (0:16.29)	1:14.70 [6] (0:15.70)	0:59.00 [6] (0:14.97)	0:44.03 [6] (0:14.74)	0:29.29 [4] (0:14.08)	0:15.21 [6] (0:15.21)
Average Speed [km/h]	49.9	49.3	49.2	45.3	45.2	46.7	48.1	49.3	52.2	47.3
Top Speed [km/h]	51.6	51.0	49.9	49.6	46.9	48.2	48.5	51.8	53.5	50.2
Avg. Dist. to Rail [m]	8.3	1.7	2.1	4.7	2.8	2.5	4.0	1.9	3.6	7.0



- [] Ranking at each section and finish
- :-:- No data available at this section
- NA No data available

Horse/Jockey Name	Fusion Reactor/S P Murtha
Finish Rank	7
Fastest Section Time (Section)	0:14.48 (400-200)
Top Speed [km/h] (Section)	52.9 (1980 - 1800)
Race State	Finished



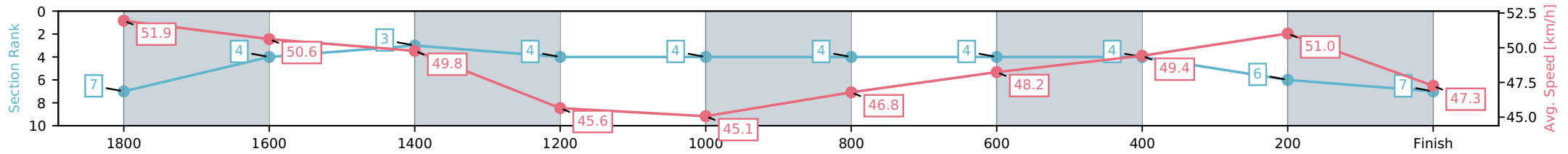
NZ Metropolitan Trotting Club Inc Harness
 Race 1: DIAMOND RACING LOT 54 SHARES AVAILABLE
 MOBILE PACE - 1980m



25 February 2026 - 4:13PM

Weather: Fine

Section	L1980	L1800	L1600	L1400	L1200	L1000	L800	L600	L400	L200
Section Times	2:29.05 (0:12.34)	2:16.71 [4] (0:14.54)	2:02.16 [3] (0:14.80)	1:47.37 [4] (0:15.77)	1:31.60 [4] (0:16.38)	1:15.22 [4] (0:15.67)	0:59.55 [4] (0:14.93)	0:44.62 [4] (0:14.89)	0:29.73 [6] (0:14.48)	0:15.26 [7] (0:15.26)
Average Speed [km/h]	51.9	50.6	49.8	45.6	45.1	46.8	48.2	49.4	51.0	47.3
Top Speed [km/h]	52.9	51.4	50.4	49.9	46.9	47.8	48.8	50.5	51.5	49.6
Avg. Dist. to Rail [m]	8.2	3.8	3.0	4.5	3.1	2.7	3.8	3.2	3.8	5.8



- [] Ranking at each section and finish
- :-:- No data available at this section
- NA No data available

Horse/Jockey Name	Mouton Cadet/C P Negus
Finish Rank	8
Fastest Section Time (Section)	0:14.72 (1600-1400)
Top Speed [km/h] (Section)	52.8 (1980 - 1800)
Race State	Finished



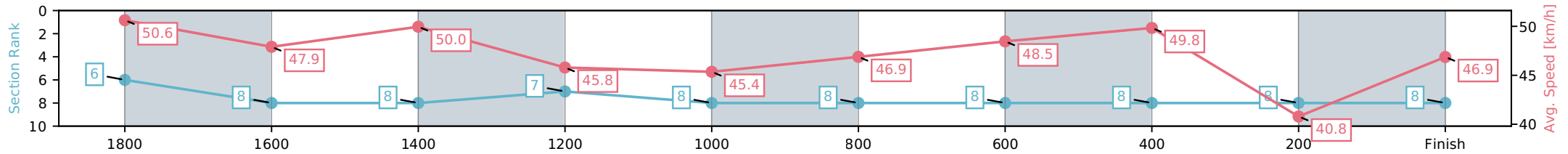
NZ Metropolitan Trotting Club Inc Harness
 Race 1: DIAMOND RACING LOT 54 SHARES AVAILABLE
 MOBILE PACE - 1980m



25 February 2026 - 4:13PM

Weather: Fine

Section	L1980	L1800	L1600	L1400	L1200	L1000	L800	L600	L400	L200
Section Times	2:33.80 (0:12.26)	2:21.54 [8] (0:15.50)	2:06.04 [8] (0:14.72)	1:51.32 [7] (0:15.73)	1:35.59 [8] (0:16.32)	1:19.27 [8] (0:15.68)	1:03.59 [8] (0:14.86)	0:48.73 [8] (0:14.84)	0:33.89 [8] (0:18.51)	0:15.38 [8] (0:15.38)
Average Speed [km/h]	50.6	47.9	50.0	45.8	45.4	46.9	48.5	49.8	40.8	46.9
Top Speed [km/h]	52.8	50.4	50.4	50.3	47.1	47.6	49.1	51.6	49.9	48.3
Avg. Dist. to Rail [m]	12.5	5.9	3.0	4.8	3.4	3.1	4.2	3.9	6.0	4.8



[] Ranking at each section and finish
 -:-:- No data available at this section
 NA No data available