



NZ Metropolitan Trotting Club Inc Harness
 Race 2: DIAMOND RACING LOT 273 SHARES AVAILABLE TROT - 2000m
 25 February 2026 - 4:51PM



Weather: Fine

Field Times (Race Tempo) 2:37.22 (0:17.09) 2:20.13 (0:14.50) 2:05.63 (0:15.96) 1:49.67 (0:16.65) 1:33.02 (0:17.17) 1:15.84 (0:16.62) 0:59.22 (0:15.47) 0:43.75 (0:14.67)

Rank	TAB#	Horse	Overall Time	First 400m	Top Speed km/h (Section)	L2000	L1800	L1600	L1400	L1200	L1000	L800	L600
	(BAR#)	Driver	Margin (DT-W)	Last 600m	Fastest Section (Time)	Start - 1800	1800 - 1600	1600 - 1400	1400 - 1200	1200 - 1000	1000 - 800	800 - 600	600 - 400
1	10	Bonnie Bagrie	2:37.22	0:31.59	53.4 (1800-1600)	2:37.22	2:19.85 [2]	2:05.63 [1]	1:49.67 [1]	1:33.02 [1]	1:15.84 [1]	0:59.22 [1]	0:43.75 [1]
	(U1)	John R Dunn		0:43.74	1800-1600 (0:14.22)	(0:17.37)	(0:14.22)	(0:15.96)	(0:16.65)	(0:17.17)	(0:16.62)	(0:15.47)	(0:14.67)
2	8	Meandad	2:37.38	0:31.75	51.2 (200-0)	2:37.38	2:20.29 [1]	2:05.62 [2]	1:49.51 [2]	1:32.84 [2]	1:15.67 [2]	0:59.05 [2]	0:43.61 [3]
	(8)	S J Ottley	0.9L (-4)	0:43.61	400-200 (0:14.41)	(0:17.09)	(0:14.66)	(0:16.11)	(0:16.67)	(0:17.17)	(0:16.62)	(0:15.44)	(0:14.67)
3	7	Natives Inferno	2:37.53	0:34.03	51.9 (200-0)	2:37.53	2:18.90 [7]	2:03.50 [7]	1:47.21 [7]	1:31.16 [7]	1:14.81 [6]	0:58.62 [5]	0:43.43 [5]
	(7)	K G Cameron	1.8L (+9)	0:43.43	200-0 (0:14.27)	(0:18.63)	(0:15.40)	(0:16.30)	(0:16.04)	(0:16.36)	(0:16.18)	(0:15.20)	(0:14.65)
4	5	Baffled	2:37.65	0:33.52	50.9 (600-400)	2:37.65	2:19.71 [4]	2:04.12 [6]	1:47.67 [6]	1:31.69 [6]	1:15.29 [4]	0:59.08 [3]	0:43.89 [2]
	(5)	B N Orange	2.5L (+11)	0:43.89	600-400 (0:14.60)	(0:17.94)	(0:15.58)	(0:16.46)	(0:15.98)	(0:16.40)	(0:16.21)	(0:15.19)	(0:14.60)
5	2	Diedre Franco	2:38.25	0:34.38	51.8 (400-200)	2:38.25	2:19.40 [8]	2:03.88 [8]	1:47.57 [8]	1:31.53 [8]	1:15.22 [8]	0:59.03 [7]	0:43.84 [7]
	(2)	G N Thornley	6.1L (+13)	0:43.84	400-200 (0:14.56)	(0:18.86)	(0:15.52)	(0:16.30)	(0:16.04)	(0:16.31)	(0:16.19)	(0:15.19)	(0:14.67)
6	1	Lady Lucinda	2:38.62	0:33.12	51.0 (400-200)	2:38.62	2:20.50 [6]	2:05.50 [5]	1:49.49 [4]	1:33.17 [4]	1:16.20 [5]	0:59.61 [6]	0:44.22 [6]
	(1)	R D Close	8.2L (-1)	0:44.22	400-200 (0:14.50)	(0:18.12)	(0:15.00)	(0:16.01)	(0:16.32)	(0:16.98)	(0:16.58)	(0:15.39)	(0:15.08)
7	3	Solemn Son	2:38.73	0:33.11	51.7 (200-0)	2:38.73	2:20.77 [5]	2:05.62 [4]	1:49.13 [5]	1:32.90 [5]	1:15.90 [7]	0:59.38 [8]	0:43.98 [9]
	(3)	I R Cameron	8.8L (+0)	0:43.98	200-0 (0:14.25)	(0:17.96)	(0:15.15)	(0:16.49)	(0:16.23)	(0:17.00)	(0:16.52)	(0:15.41)	(0:15.19)
8	4	Big Al	2:38.81	0:32.66	50.0 (2000 - 1800)	2:38.81	2:21.24 [3]	2:06.16 [3]	1:50.07 [3]	1:33.76 [3]	1:16.74 [3]	1:00.14 [4]	0:44.74 [4]
	(4)	S J Clarke	9.3L (-5)	0:44.73	400-200 (0:14.79)	(0:17.58)	(0:15.08)	(0:16.08)	(0:16.32)	(0:17.02)	(0:16.60)	(0:15.40)	(0:15.13)
9	9	Bluey	2:40.43	0:38.64	51.4 (400-200)	2:40.43	2:20.01 [9]	2:01.79 [9]	1:46.48 [9]	1:31.26 [9]	1:16.21 [9]	1:00.87 [9]	0:45.69 [8]
	(9)	S J Thornley	18.8L (+5)	0:45.70	400-200 (0:14.85)	(0:20.42)	(0:18.22)	(0:15.31)	(0:15.22)	(0:15.06)	(0:15.34)	(0:15.17)	(0:14.86)

Scratched: Mode (#6)

- [] Position in running at each section and finish
- :-:- No data available at this section
- NA No data available
- DNT Did not track
- TAB# Saddle cloth number
- BAR# Barrier/Gate Position
- DNF Did not finish
- DT-W Distance travelled compared to winner in metres
- Fastest split
- Fastest section



NZ Metropolitan Trotting Club Inc Harness
 Race 2: DIAMOND RACING LOT 273 SHARES AVAILABLE TROT - 2000m
 25 February 2026 - 4:51PM



Weather: Fine

Field Times 0:29.07 0:14.65
 (Race Tempo) (0:14.42) (0:14.65)

Rank	TAB#	Horse	Overall Time	First 400m	Top Speed km/h (Section)	L400	L200						
	(BAR#)	Driver	Margin (DT-W)	Last 600m	Fastest Section (Time)	400 - 200	200 - Finish						
1	10	Bonnie Bagrie	2:37.22	0:31.59	53.4 (1800-1600)	0:29.08 [1]	0:14.65 [1]						
	(U1)	John R Dunn		0:43.74	1800-1600 (0:14.22)	(0:14.42)	(0:14.65)						
2	8	Meandad	2:37.38	0:31.75	51.2 (200-0)	0:28.94 [3]	0:14.53 [2]						
	(8)	S J Ottley	0.9L (-4)	0:43.61	400-200 (0:14.41)	(0:14.41)	(0:14.53)						
3	7	Natives Inferno	2:37.53	0:34.03	51.9 (200-0)	0:28.78 [4]	0:14.27 [4]						
	(7)	K G Cameron	1.8L (+9)	0:43.43	200-0 (0:14.27)	(0:14.51)	(0:14.27)						
4	5	Baffled	2:37.65	0:33.52	50.9 (600-400)	0:29.29 [2]	0:14.67 [3]						
	(5)	B N Orange	2.5L (+11)	0:43.89	600-400 (0:14.60)	(0:14.62)	(0:14.67)						
5	2	Diedre Franco	2:38.25	0:34.38	51.8 (400-200)	0:29.16 [5]	0:14.61 [5]						
	(2)	G N Thornley	6.1L (+13)	0:43.84	400-200 (0:14.56)	(0:14.56)	(0:14.61)						
6	1	Lady Lucinda	2:38.62	0:33.12	51.0 (400-200)	0:29.15 [7]	0:14.64 [6]						
	(1)	R D Close	8.2L (-1)	0:44.22	400-200 (0:14.50)	(0:14.50)	(0:14.64)						
7	3	Solemn Son	2:38.73	0:33.11	51.7 (200-0)	0:28.79 [9]	0:14.25 [9]						
	(3)	I R Cameron	8.8L (+0)	0:43.98	200-0 (0:14.25)	(0:14.54)	(0:14.25)						
8	4	Big Al	2:38.81	0:32.66	50.0 (2000 - 1800)	0:29.61 [6]	0:14.81 [7]						
	(4)	S J Clarke	9.3L (-5)	0:44.73	400-200 (0:14.79)	(0:14.79)	(0:14.81)						
9	9	Bluey	2:40.43	0:38.64	51.4 (400-200)	0:30.84 [8]	0:15.99 [8]						
	(9)	S J Thornley	18.8L (+5)	0:45.70	400-200 (0:14.85)	(0:14.85)	(0:15.99)						

Scratched: Mode (#6)

[] Position in running at each section and finish TAB# Saddle cloth number

Fastest split

-:-:- No data available at this section

BAR# Barrier/Gate Position

Fastest section

NA No data available

DNF Did not finish

DNT Did not track

DT-W Distance travelled compared to winner in metres

Horse/Jockey Name	Bonnie Bagrie/John R Dunn
Finish Rank	1
Fastest Section Time (Section)	0:14.22 (1800-1600)
Top Speed [km/h] (Section)	53.4 (1800-1600)
Race State	Finished



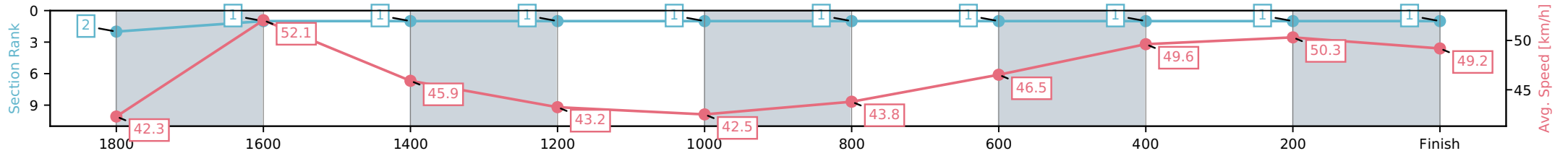
NZ Metropolitan Trotting Club Inc Harness
 Race 2: DIAMOND RACING LOT 273 SHARES AVAILABLE
 TROT - 2000m



25 February 2026 - 4:51PM

Weather: Fine

Section	L2000	L1800	L1600	L1400	L1200	L1000	L800	L600	L400	L200
Section Times	2:37.22 (0:17.37)	2:19.85 [1] (0:14.22)	2:05.63 [1] (0:15.96)	1:49.67 [1] (0:16.65)	1:33.02 [1] (0:17.17)	1:15.84 [1] (0:16.62)	0:59.22 [1] (0:15.47)	0:43.75 [1] (0:14.67)	0:29.08 [1] (0:14.42)	0:14.65 [1] (0:14.65)
Average Speed [km/h]	42.3	52.1	45.9	43.2	42.5	43.8	46.5	49.6	50.3	49.2
Top Speed [km/h]	53.1	53.4	49.3	44.8	44.2	44.8	47.3	50.4	50.7	50.6
Avg. Dist. to Rail [m]	15.9	5.2	2.3	4.4	1.9	1.6	2.5	2.0	1.4	4.7



[] Ranking at each section and finish
 -:-:- No data available at this section
 NA No data available

Horse/Jockey Name	Meandad/S J Ottley
Finish Rank	2
Fastest Section Time (Section)	0:14.41 (400-200)
Top Speed [km/h] (Section)	51.2 (200-0)
Race State	Finished



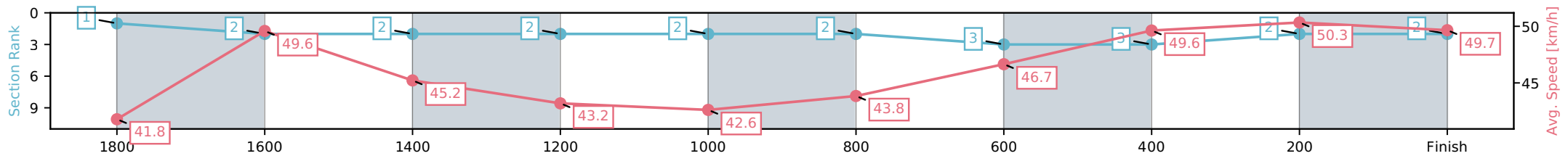
NZ Metropolitan Trotting Club Inc Harness
 Race 2: DIAMOND RACING LOT 273 SHARES AVAILABLE
 TROT - 2000m



25 February 2026 - 4:51PM

Weather: Fine

Section	L2000	L1800	L1600	L1400	L1200	L1000	L800	L600	L400	L200
Section Times	2:37.38 (0:17.09)	2:20.29 [2] (0:14.66)	2:05.62 [2] (0:16.11)	1:49.51 [2] (0:16.67)	1:32.84 [2] (0:17.17)	1:15.67 [2] (0:16.62)	0:59.05 [3] (0:15.44)	0:43.61 [3] (0:14.67)	0:28.94 [2] (0:14.41)	0:14.53 [2] (0:14.53)
Average Speed [km/h]	41.8	49.6	45.2	43.2	42.6	43.8	46.7	49.6	50.3	49.7
Top Speed [km/h]	50.5	51.0	47.4	44.8	44.2	44.8	47.5	50.5	50.9	51.2
Avg. Dist. to Rail [m]	7.4	1.5	1.7	4.5	2.1	1.8	2.6	2.0	1.4	2.5



- [] Ranking at each section and finish
- :-:- No data available at this section
- NA No data available

Horse/Jockey Name	Natives Inferno/K G Cameron
Finish Rank	3
Fastest Section Time (Section)	0:14.27 (200-0)
Top Speed [km/h] (Section)	51.9 (200-0)
Race State	Finished



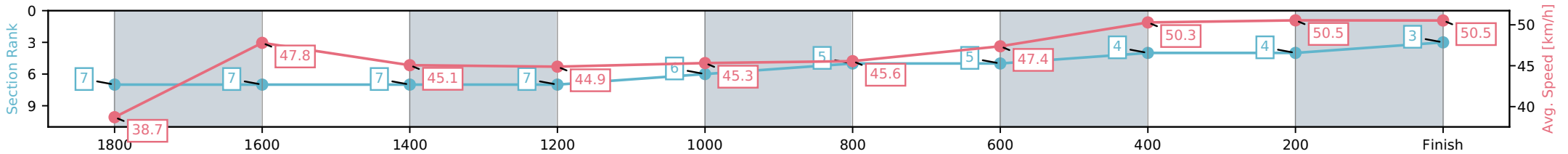
NZ Metropolitan Trotting Club Inc Harness
 Race 2: DIAMOND RACING LOT 273 SHARES AVAILABLE
 TROT - 2000m



25 February 2026 - 4:51PM

Weather: Fine

Section	L2000	L1800	L1600	L1400	L1200	L1000	L800	L600	L400	L200
Section Times	2:37.53 (0:18.63)	2:18.90 [7] (0:15.40)	2:03.50 [7] (0:16.30)	1:47.21 [7] (0:16.04)	1:31.16 [6] (0:16.36)	1:14.81 [5] (0:16.18)	0:58.62 [5] (0:15.20)	0:43.43 [4] (0:14.65)	0:28.78 [4] (0:14.51)	0:14.27 [3] (0:14.27)
Average Speed [km/h]	38.7	47.8	45.1	44.9	45.3	45.6	47.4	50.3	50.5	50.5
Top Speed [km/h]	49.0	49.0	47.9	45.5	46.1	46.2	48.7	51.3	51.5	51.9
Avg. Dist. to Rail [m]	9.3	3.5	2.8	5.8	3.6	3.3	4.3	3.5	3.2	7.9



[] Ranking at each section and finish
 -:-:- No data available at this section
 NA No data available

Horse/Jockey Name	Baffled/B N Orange
Finish Rank	4
Fastest Section Time (Section)	0:14.60 (600-400)
Top Speed [km/h] (Section)	50.9 (600-400)
Race State	Finished



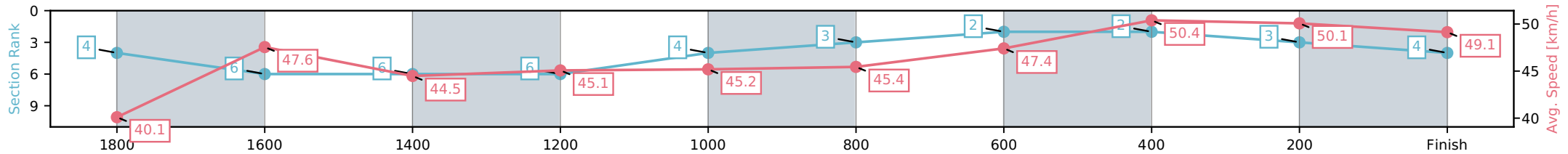
NZ Metropolitan Trotting Club Inc Harness
 Race 2: DIAMOND RACING LOT 273 SHARES AVAILABLE
 TROT - 2000m



25 February 2026 - 4:51PM

Weather: Fine

Section	L2000	L1800	L1600	L1400	L1200	L1000	L800	L600	L400	L200
Section Times	2:37.65 (0:17.94)	2:19.71 [6] (0:15.58)	2:04.12 [6] (0:16.46)	1:47.67 [6] (0:15.98)	1:31.69 [4] (0:16.40)	1:15.29 [3] (0:16.21)	0:59.08 [2] (0:15.19)	0:43.89 [2] (0:14.60)	0:29.29 [3] (0:14.62)	0:14.67 [4] (0:14.67)
Average Speed [km/h]	40.1	47.6	44.5	45.1	45.2	45.4	47.4	50.4	50.1	49.1
Top Speed [km/h]	49.7	49.4	47.4	45.6	45.7	45.9	48.9	50.9	50.6	50.2
Avg. Dist. to Rail [m]	8.8	4.9	2.3	5.5	3.6	3.3	4.3	3.4	2.7	6.4



[] Ranking at each section and finish
 -:-:- No data available at this section
 NA No data available

Horse/Jockey Name	Diedre Franco/G N Thornley
Finish Rank	5
Fastest Section Time (Section)	0:14.56 (400-200)
Top Speed [km/h] (Section)	51.8 (400-200)
Race State	Finished



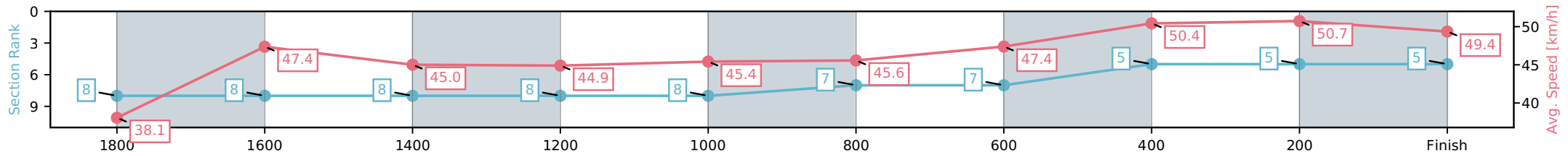
NZ Metropolitan Trotting Club Inc Harness
 Race 2: DIAMOND RACING LOT 273 SHARES AVAILABLE
 TROT - 2000m



25 February 2026 - 4:51PM

Weather: Fine

Section	L2000	L1800	L1600	L1400	L1200	L1000	L800	L600	L400	L200
Section Times	2:38.25 (0:18.86)	2:19.40 [8] (0:15.52)	2:03.88 [8] (0:16.30)	1:47.57 [8] (0:16.04)	1:31.53 [8] (0:16.31)	1:15.22 [7] (0:16.19)	0:59.03 [7] (0:15.19)	0:43.84 [5] (0:14.67)	0:29.16 [5] (0:14.56)	0:14.61 [5] (0:14.61)
Average Speed [km/h]	38.1	47.4	45.0	44.9	45.4	45.6	47.4	50.4	50.7	49.4
Top Speed [km/h]	48.6	47.7	47.9	45.5	46.4	46.6	48.7	51.8	51.8	50.3
Avg. Dist. to Rail [m]	4.0	3.1	2.7	6.0	3.7	3.4	4.7	4.1	4.1	8.3



- [] Ranking at each section and finish
- :-:- No data available at this section
- NA No data available

Horse/Jockey Name	Lady Lucinda/R D Close
Finish Rank	6
Fastest Section Time (Section)	0:14.50 (400-200)
Top Speed [km/h] (Section)	51.0 (400-200)
Race State	Finished



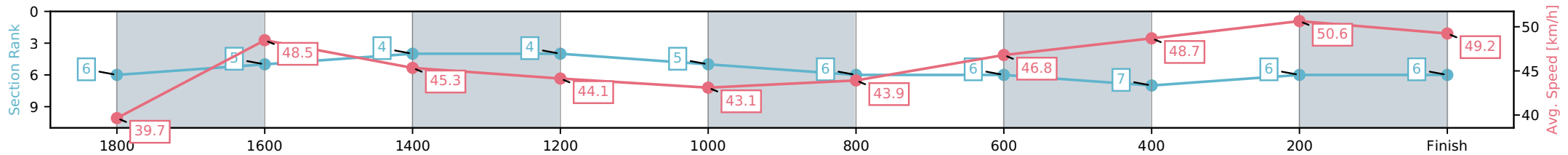
NZ Metropolitan Trotting Club Inc Harness
 Race 2: DIAMOND RACING LOT 273 SHARES AVAILABLE
 TROT - 2000m



25 February 2026 - 4:51PM

Weather: Fine

Section	L2000	L1800	L1600	L1400	L1200	L1000	L800	L600	L400	L200
Section Times	2:38.62 (0:18.12)	2:20.50 [5] (0:15.00)	2:05.50 [4] (0:16.01)	1:49.49 [4] (0:16.32)	1:33.17 [5] (0:16.98)	1:16.20 [6] (0:16.58)	0:59.61 [6] (0:15.39)	0:44.22 [7] (0:15.08)	0:29.15 [6] (0:14.50)	0:14.64 [6] (0:14.64)
Average Speed [km/h]	39.7	48.5	45.3	44.1	43.1	43.9	46.8	48.7	50.6	49.2
Top Speed [km/h]	49.7	49.0	47.4	45.4	44.2	45.0	47.6	50.7	51.0	50.5
Avg. Dist. to Rail [m]	2.0	1.8	1.3	4.4	2.2	1.8	2.8	2.8	3.1	5.1



- [] Ranking at each section and finish
- :-:- No data available at this section
- NA No data available

Horse/Jockey Name	Solemn Son/I R Cameron
Finish Rank	7
Fastest Section Time (Section)	0:14.25 (200-0)
Top Speed [km/h] (Section)	51.7 (200-0)
Race State	Finished



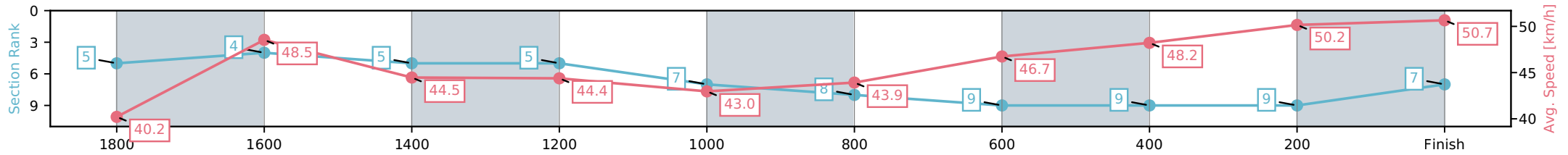
NZ Metropolitan Trotting Club Inc Harness
 Race 2: DIAMOND RACING LOT 273 SHARES AVAILABLE
 TROT - 2000m



25 February 2026 - 4:51PM

Weather: Fine

Section	L2000	L1800	L1600	L1400	L1200	L1000	L800	L600	L400	L200
Section Times	2:38.73 (0:17.96)	2:20.77 [4] (0:15.15)	2:05.62 [5] (0:16.49)	1:49.13 [5] (0:16.23)	1:32.90 [7] (0:17.00)	1:15.90 [8] (0:16.52)	0:59.38 [9] (0:15.41)	0:43.98 [9] (0:15.19)	0:28.79 [9] (0:14.54)	0:14.25 [7] (0:14.25)
Average Speed [km/h]	40.2	48.5	44.5	44.4	43.0	43.9	46.7	48.2	50.2	50.7
Top Speed [km/h]	49.8	49.2	47.0	45.9	44.1	45.3	48.4	49.6	51.4	51.7
Avg. Dist. to Rail [m]	4.5	3.5	2.5	4.3	1.9	1.4	2.7	2.6	1.9	2.0



- [] Ranking at each section and finish
- :-:- No data available at this section
- NA No data available

Horse/Jockey Name	Big Al/S J Clarke
Finish Rank	8
Fastest Section Time (Section)	0:14.79 (400-200)
Top Speed [km/h] (Section)	50.0 (2000 - 1800)
Race State	Finished



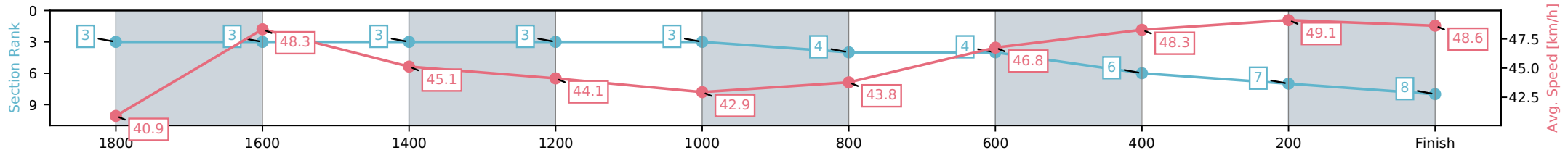
NZ Metropolitan Trotting Club Inc Harness
 Race 2: DIAMOND RACING LOT 273 SHARES AVAILABLE
 TROT - 2000m



25 February 2026 - 4:51PM

Weather: Fine

Section	L2000	L1800	L1600	L1400	L1200	L1000	L800	L600	L400	L200
Section Times	2:38.81 (0:17.58)	2:21.24 [3] (0:15.08)	2:06.16 [3] (0:16.08)	1:50.07 [3] (0:16.32)	1:33.76 [3] (0:17.02)	1:16.74 [4] (0:16.60)	1:00.14 [4] (0:15.40)	0:44.74 [6] (0:15.13)	0:29.61 [7] (0:14.79)	0:14.81 [8] (0:14.81)
Average Speed [km/h]	40.9	48.3	45.1	44.1	42.9	43.8	46.8	48.3	49.1	48.6
Top Speed [km/h]	50.0	50.0	46.6	45.6	43.8	44.9	47.6	48.8	50.0	49.9
Avg. Dist. to Rail [m]	4.6	2.0	1.2	3.9	1.9	1.5	2.4	2.2	1.6	3.3



- [] Ranking at each section and finish
- :-:- No data available at this section
- NA No data available

Horse/Jockey Name	Bluey/S J Thornley
Finish Rank	9
Fastest Section Time (Section)	0:14.85 (400-200)
Top Speed [km/h] (Section)	51.4 (400-200)
Race State	Finished



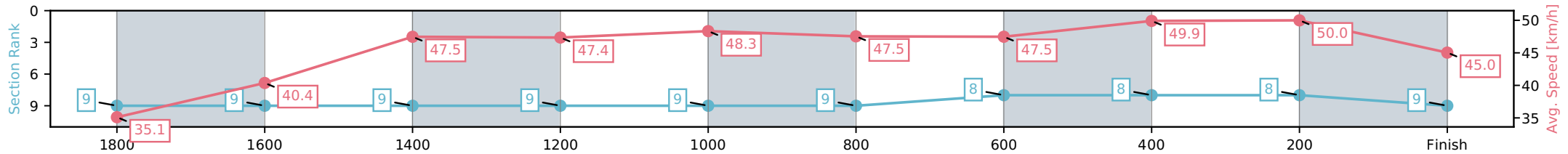
NZ Metropolitan Trotting Club Inc Harness
 Race 2: DIAMOND RACING LOT 273 SHARES AVAILABLE
 TROT - 2000m



25 February 2026 - 4:51PM

Weather: Fine

Section	L2000	L1800	L1600	L1400	L1200	L1000	L800	L600	L400	L200
Section Times	2:40.43 (0:20.42)	2:20.01 [9] (0:18.22)	2:01.79 [9] (0:15.31)	1:46.48 [9] (0:15.22)	1:31.26 [9] (0:15.06)	1:16.21 [9] (0:15.34)	1:00.87 [8] (0:15.17)	0:45.69 [8] (0:14.86)	0:30.84 [8] (0:14.85)	0:15.99 [9] (0:15.99)
Average Speed [km/h]	35.1	40.4	47.5	47.4	48.3	47.5	47.5	49.9	50.0	45.0
Top Speed [km/h]	42.4	46.8	48.2	47.8	50.2	50.3	48.7	50.9	51.4	48.2
Avg. Dist. to Rail [m]	11.2	5.3	1.4	4.8	1.5	2.2	4.7	4.4	4.4	6.8



- [] Ranking at each section and finish
- :-:- No data available at this section
- NA No data available