



NZ Metropolitan Trotting Club Inc Harness

Race 3: DIAMOND RACING LOT 248 SHARES AVAILABLE MOBILE PACE - 1980m

25 February 2026 - 5:26PM



Weather: Fine

Field Times	2:27.34	2:16.13	2:01.43	1:45.49	1:29.45	1:13.41	0:58.23	0:44.17
(Race Tempo)	(0:11.21)	(0:14.69)	(0:15.95)	(0:16.04)	(0:16.04)	(0:15.18)	(0:14.06)	(0:14.46)

Rank	TAB#	Horse	Overall Time	First 400m	Top Speed km/h (Section)	L1980	L1800	L1600	L1400	L1200	L1000	L800	L600
	(BAR#)	Driver	Margin (DT-W)	Last 600m	Fastest Section (Time)	Start - 1800	1800 - 1600	1600 - 1400	1400 - 1200	1200 - 1000	1000 - 800	800 - 600	600 - 400
1	4	Heaven	2:27.34	0:28.84	53.8 (1980 - 1800)	2:27.34	2:15.47 [5]	2:00.67 [5]	1:44.75 [5]	1:28.71 [5]	1:12.63 [6]	0:57.47 [6]	0:43.45 [6]
	(4)	M B Holbrough		0:43.46	800-600 (0:14.02)	(0:11.87)	(0:14.81)	(0:15.92)	(0:16.04)	(0:16.08)	(0:15.16)	(0:14.02)	(0:14.23)
2	8	Lorton Vale	2:27.53	0:29.21	53.7 (1980 - 1800)	2:27.53	2:15.48 [7]	2:00.45 [7]	1:44.61 [6]	1:28.55 [7]	1:12.56 [7]	0:57.40 [7]	0:43.38 [7]
	(8)	T P Duley	1.1L (+7)	0:43.38	800-600 (0:14.02)	(0:12.05)	(0:15.02)	(0:15.84)	(0:16.06)	(0:16.00)	(0:15.16)	(0:14.02)	(0:14.36)
3	6	Normie Stead	2:27.55	0:28.57	56.0 (1980 - 1800)	2:27.55	2:16.22 [3]	2:01.11 [4]	1:45.26 [4]	1:29.21 [4]	1:13.21 [4]	0:58.02 [4]	0:44.07 [4]
	(6)	R E Harrison	1.2L (+7)	0:44.07	800-600 (0:13.95)	(0:11.32)	(0:15.11)	(0:15.85)	(0:16.05)	(0:16.00)	(0:15.19)	(0:13.95)	(0:14.45)
4	2	Jukebox Gypsy	2:27.61	0:28.15	56.0 (1980 - 1800)	2:27.61	2:16.35 [2]	2:01.67 [2]	1:45.65 [2]	1:29.63 [2]	1:13.62 [2]	0:58.49 [2]	0:44.44 [2]
	(2)	H V Douglas	1.6L (+2)	0:44.44	800-600 (0:14.05)	(0:11.26)	(0:14.68)	(0:16.02)	(0:16.03)	(0:16.01)	(0:15.13)	(0:14.05)	(0:14.46)
5	7	My Ten Guitars	2:27.90	0:29.28	53.4 (1980 - 1800)	2:27.90	2:16.01 [6]	2:00.82 [6]	1:44.70 [7]	1:29.24 [6]	1:13.34 [5]	0:58.18 [5]	0:44.13 [5]
	(7)	S M Payne	3.3L (-3)	0:44.13	800-600 (0:14.04)	(0:11.89)	(0:15.18)	(0:16.12)	(0:15.46)	(0:15.90)	(0:15.17)	(0:14.04)	(0:14.44)
6	3	Sweet Dreams	2:28.04	0:28.49	54.8 (1980 - 1800)	2:28.04	2:16.51 [4]	2:01.81 [3]	1:45.88 [3]	1:29.83 [3]	1:13.81 [3]	0:58.64 [3]	0:44.60 [3]
	(3)	D M Williams	4.2L (-11)	0:44.60	800-600 (0:14.04)	(0:11.53)	(0:14.70)	(0:15.93)	(0:16.05)	(0:16.02)	(0:15.17)	(0:14.04)	(0:14.48)
7	1	Ar Gee Rulz	2:28.67	0:28.11	56.3 (1980 - 1800)	2:28.67	2:17.46 [1]	2:02.76 [1]	1:46.82 [1]	1:30.78 [1]	1:14.74 [1]	0:59.56 [1]	0:45.50 [1]
	(1)	H M Sail	7.8L (-10)	0:45.50	800-600 (0:14.06)	(0:11.21)	(0:14.69)	(0:15.95)	(0:16.04)	(0:16.04)	(0:15.18)	(0:14.06)	(0:14.46)

Scratched: Ester Lucy (#5)

- [] Position in running at each section and finish
- [-:-] No data available at this section
- NA No data available
- DNT Did not track
- TAB# Saddle cloth number
- BAR# Barrier/Gate Position
- DNF Did not finish
- DT-W Distance travelled compared to winner in metres
- Fastest split
- Fastest section



NZ Metropolitan Trotting Club Inc Harness
 Race 3: DIAMOND RACING LOT 248 SHARES AVAILABLE MOBILE PACE - 1980m
 25 February 2026 - 5:26PM



Weather: Fine

Field Times 0:29.71 0:14.76
 (Race Tempo) (0:14.96) (0:14.76)

Rank	TAB#	Horse	Overall Time	First 400m	Top Speed km/h (Section)	L400	L200						
	(BAR#)	Driver	Margin (DT-W)	Last 600m	Fastest Section (Time)	400 - 200	200 - Finish						
1	4	Heaven	2:27.34	0:28.84	53.8 (1980 - 1800)	0:29.22 [5]	0:14.39 [4]						
	(4)	M B Holbrough		0:43.46	800-600 (0:14.02)	(0:14.84)	(0:14.39)						
2	8	Lorton Vale	2:27.53	0:29.21	53.7 (1980 - 1800)	0:29.02 [7]	0:14.32 [7]						
	(8)	T P Duley	1.1L (+7)	0:43.38	800-600 (0:14.02)	(0:14.70)	(0:14.32)						
3	6	Normie Stead	2:27.55	0:28.57	56.0 (1980 - 1800)	0:29.62 [4]	0:14.71 [3]						
	(6)	R E Harrison	1.2L (+7)	0:44.07	800-600 (0:13.95)	(0:14.91)	(0:14.71)						
4	2	Jukebox Gypsy	2:27.61	0:28.15	56.0 (1980 - 1800)	0:29.98 [2]	0:15.03 [1]						
	(2)	H V Douglas	1.6L (+2)	0:44.44	800-600 (0:14.05)	(0:14.95)	(0:15.03)						
5	7	My Ten Guitars	2:27.90	0:29.28	53.4 (1980 - 1800)	0:29.70 [6]	0:14.71 [6]						
	(7)	S M Payne	3.3L (-3)	0:44.13	800-600 (0:14.04)	(0:14.98)	(0:14.71)						
6	3	Sweet Dreams	2:28.04	0:28.49	54.8 (1980 - 1800)	0:30.12 [3]	0:15.06 [5]						
	(3)	D M Williams	4.2L (-11)	0:44.60	800-600 (0:14.04)	(0:15.06)	(0:15.06)						
7	1	Ar Gee Rulz	2:28.67	0:28.11	56.3 (1980 - 1800)	0:31.04 [1]	0:15.90 [2]						
	(1)	H M Sail	7.8L (-10)	0:45.50	800-600 (0:14.06)	(0:15.14)	(0:15.90)						

Scratched: Ester Lucy (#5)

[] Position in running at each section and finish TAB# Saddle cloth number

Fastest split

-:-:- No data available at this section

BAR# Barrier/Gate Position

Fastest section

NA No data available

DNF Did not finish

DNT Did not track

DT-W Distance travelled compared to winner in metres

Horse/Jockey Name	Heaven/M B Holbrough
Finish Rank	1
Fastest Section Time (Section)	0:14.02 (800-600)
Top Speed [km/h] (Section)	53.8 (1980 - 1800)
Race State	Finished



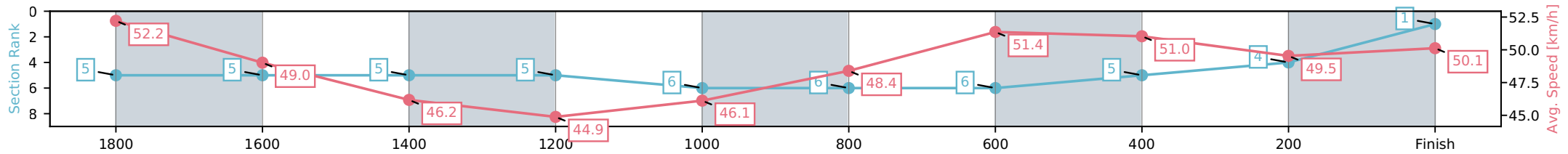
NZ Metropolitan Trotting Club Inc Harness
 Race 3: DIAMOND RACING LOT 248 SHARES AVAILABLE
 MOBILE PACE - 1980m



25 February 2026 - 5:26PM

Weather: Fine

Section	L1980	L1800	L1600	L1400	L1200	L1000	L800	L600	L400	L200
Section Times	2:27.34 (0:11.87)	2:15.47 [5] (0:14.81)	2:00.67 [5] (0:15.92)	1:44.75 [5] (0:16.04)	1:28.71 [6] (0:16.08)	1:12.63 [6] (0:15.16)	0:57.47 [6] (0:14.02)	0:43.45 [5] (0:14.23)	0:29.22 [4] (0:14.84)	0:14.39 [1] (0:14.39)
Average Speed [km/h]	52.2	49.0	46.2	44.9	46.1	48.4	51.4	51.0	49.5	50.1
Top Speed [km/h]	53.8	51.6	47.3	46.1	48.1	49.5	52.5	52.4	51.0	51.5
Avg. Dist. to Rail [m]	5.5	1.6	3.0	5.2	3.7	2.6	2.1	1.4	3.7	7.5



- [] Ranking at each section and finish
- :-:- No data available at this section
- NA No data available

Horse/Jockey Name	Lorton Vale/T P Duley
Finish Rank	2
Fastest Section Time (Section)	0:14.02 (800-600)
Top Speed [km/h] (Section)	53.7 (1980 - 1800)
Race State	Finished



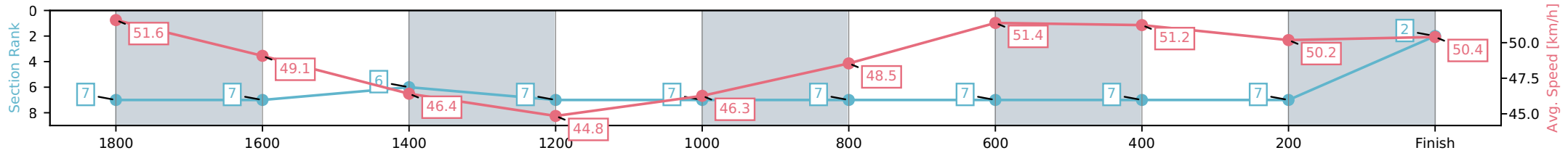
NZ Metropolitan Trotting Club Inc Harness
 Race 3: DIAMOND RACING LOT 248 SHARES AVAILABLE
 MOBILE PACE - 1980m



25 February 2026 - 5:26PM

Weather: Fine

Section	L1980	L1800	L1600	L1400	L1200	L1000	L800	L600	L400	L200
Section Times	2:27.53 (0:12.05)	2:15.48 [7] (0:15.02)	2:00.45 [6] (0:15.84)	1:44.61 [7] (0:16.06)	1:28.55 [7] (0:16.00)	1:12.56 [7] (0:15.16)	0:57.40 [7] (0:14.02)	0:43.38 [7] (0:14.36)	0:29.02 [7] (0:14.70)	0:14.32 [2] (0:14.32)
Average Speed [km/h]	51.6	49.1	46.4	44.8	46.3	48.5	51.4	51.2	50.2	50.4
Top Speed [km/h]	53.7	50.8	47.6	46.1	48.6	49.9	52.3	52.2	52.1	52.2
Avg. Dist. to Rail [m]	11.7	4.7	2.8	4.7	3.4	3.2	3.5	3.0	4.3	10.3



- [] Ranking at each section and finish
- :-:- No data available at this section
- NA No data available

Horse/Jockey Name	Normie Stead/R E Harrison
Finish Rank	3
Fastest Section Time (Section)	0:13.95 (800-600)
Top Speed [km/h] (Section)	56.0 (1980 - 1800)
Race State	Finished



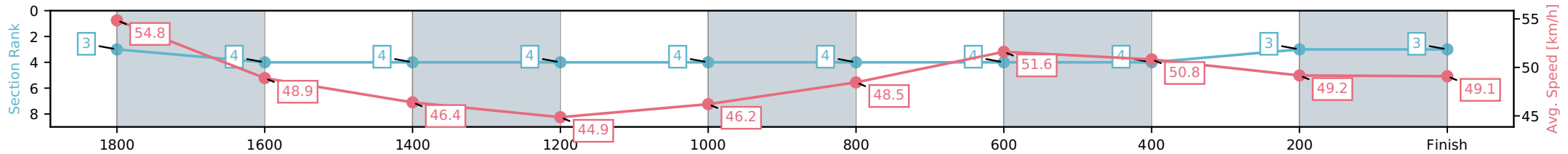
NZ Metropolitan Trotting Club Inc Harness
 Race 3: DIAMOND RACING LOT 248 SHARES AVAILABLE
 MOBILE PACE - 1980m



25 February 2026 - 5:26PM

Weather: Fine

Section	L1980	L1800	L1600	L1400	L1200	L1000	L800	L600	L400	L200
Section Times	2:27.55 (0:11.32)	2:16.22 [4] (0:15.11)	2:01.11 [4] (0:15.85)	1:45.26 [4] (0:16.05)	1:29.21 [4] (0:16.00)	1:13.21 [4] (0:15.19)	0:58.02 [4] (0:13.95)	0:44.07 [4] (0:14.45)	0:29.62 [3] (0:14.91)	0:14.71 [3] (0:14.71)
Average Speed [km/h]	54.8	48.9	46.4	44.9	46.2	48.5	51.6	50.8	49.2	49.1
Top Speed [km/h]	56.0	53.0	47.6	45.6	48.3	49.9	52.7	51.8	50.0	50.2
Avg. Dist. to Rail [m]	8.6	4.4	2.9	4.5	3.2	3.1	3.2	2.8	3.0	6.7



- [] Ranking at each section and finish
- :-:- No data available at this section
- NA No data available

Horse/Jockey Name	Jukebox Gypsy/H V Douglas
Finish Rank	4
Fastest Section Time (Section)	0:14.05 (800-600)
Top Speed [km/h] (Section)	56.0 (1980 - 1800)
Race State	Finished



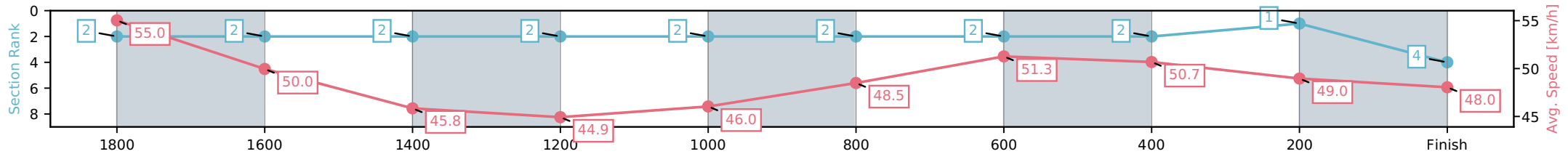
NZ Metropolitan Trotting Club Inc Harness
 Race 3: DIAMOND RACING LOT 248 SHARES AVAILABLE
 MOBILE PACE - 1980m



25 February 2026 - 5:26PM

Weather: Fine

Section	L1980	L1800	L1600	L1400	L1200	L1000	L800	L600	L400	L200
Section Times	2:27.61 (0:11.26)	2:16.35 [2] (0:14.68)	2:01.67 [2] (0:16.02)	1:45.65 [2] (0:16.03)	1:29.63 [2] (0:16.01)	1:13.62 [2] (0:15.13)	0:58.49 [2] (0:14.05)	0:44.44 [2] (0:14.46)	0:29.98 [1] (0:14.95)	0:15.03 [4] (0:15.03)
Average Speed [km/h]	55.0	50.0	45.8	44.9	46.0	48.5	51.3	50.7	49.0	48.0
Top Speed [km/h]	56.0	53.2	46.9	45.8	47.7	49.8	51.8	51.4	50.0	48.5
Avg. Dist. to Rail [m]	3.5	3.0	2.7	4.3	2.9	2.7	3.0	2.5	2.7	4.8



[] Ranking at each section and finish
 -:-:- No data available at this section
 NA No data available

Horse/Jockey Name	My Ten Guitars/S M Payne
Finish Rank	5
Fastest Section Time (Section)	0:14.04 (800-600)
Top Speed [km/h] (Section)	53.4 (1980 - 1800)
Race State	Finished



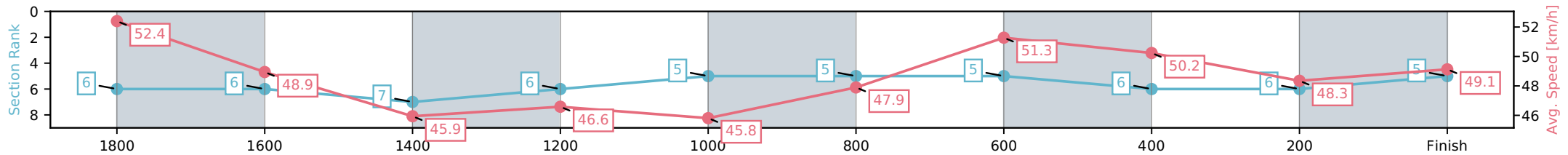
NZ Metropolitan Trotting Club Inc Harness
 Race 3: DIAMOND RACING LOT 248 SHARES AVAILABLE
 MOBILE PACE - 1980m



25 February 2026 - 5:26PM

Weather: Fine

Section	L1980	L1800	L1600	L1400	L1200	L1000	L800	L600	L400	L200
Section Times	2:27.90 (0:11.89)	2:16.01 [6] (0:15.18)	2:00.82 [7] (0:16.12)	1:44.70 [6] (0:15.46)	1:29.24 [5] (0:15.90)	1:13.34 [5] (0:15.17)	0:58.18 [5] (0:14.04)	0:44.13 [6] (0:14.44)	0:29.70 [6] (0:14.98)	0:14.71 [5] (0:14.71)
Average Speed [km/h]	52.4	48.9	45.9	46.6	45.8	47.9	51.3	50.2	48.3	49.1
Top Speed [km/h]	53.4	51.8	48.4	48.4	47.6	49.5	52.2	51.4	50.2	50.7
Avg. Dist. to Rail [m]	10.1	5.1	3.3	2.9	1.6	1.4	1.7	1.3	1.4	4.9



- [] Ranking at each section and finish
- :-:- No data available at this section
- NA No data available

Horse/Jockey Name	Sweet Dreams/D M Williams
Finish Rank	6
Fastest Section Time (Section)	0:14.04 (800-600)
Top Speed [km/h] (Section)	54.8 (1980 - 1800)
Race State	Finished



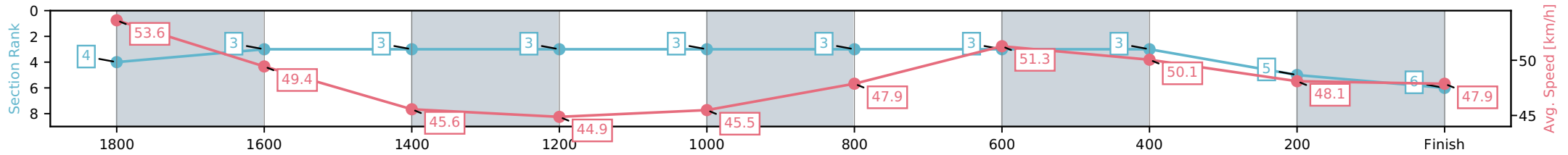
NZ Metropolitan Trotting Club Inc Harness
 Race 3: DIAMOND RACING LOT 248 SHARES AVAILABLE
 MOBILE PACE - 1980m



25 February 2026 - 5:26PM

Weather: Fine

Section	L1980	L1800	L1600	L1400	L1200	L1000	L800	L600	L400	L200
Section Times	2:28.04 (0:11.53)	2:16.51 [3] (0:14.70)	2:01.81 [3] (0:15.93)	1:45.88 [3] (0:16.05)	1:29.83 [3] (0:16.02)	1:13.81 [3] (0:15.17)	0:58.64 [3] (0:14.04)	0:44.60 [3] (0:14.48)	0:30.12 [5] (0:15.06)	0:15.06 [6] (0:15.06)
Average Speed [km/h]	53.6	49.4	45.6	44.9	45.5	47.9	51.3	50.1	48.1	47.9
Top Speed [km/h]	54.8	52.1	47.2	46.4	48.0	49.8	52.1	51.0	49.4	49.6
Avg. Dist. to Rail [m]	5.3	2.0	1.3	2.9	1.5	1.3	1.3	1.1	1.0	2.1



- [] Ranking at each section and finish
- :-:- No data available at this section
- NA No data available

Horse/Jockey Name	Ar Gee Rulz/H M Sail
Finish Rank	7
Fastest Section Time (Section)	0:14.06 (800-600)
Top Speed [km/h] (Section)	56.3 (1980 - 1800)
Race State	Finished



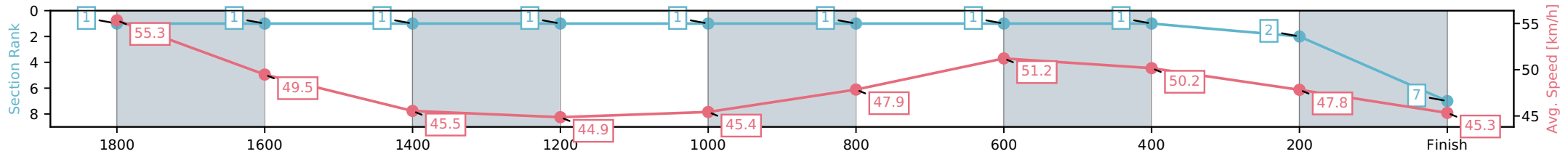
NZ Metropolitan Trotting Club Inc Harness
 Race 3: DIAMOND RACING LOT 248 SHARES AVAILABLE
 MOBILE PACE - 1980m



25 February 2026 - 5:26PM

Weather: Fine

Section	L1980	L1800	L1600	L1400	L1200	L1000	L800	L600	L400	L200
Section Times	2:28.67 (0:11.21)	2:17.46 [1] (0:14.69)	2:02.76 [1] (0:15.95)	1:46.82 [1] (0:16.04)	1:30.78 [1] (0:16.04)	1:14.74 [1] (0:15.18)	0:59.56 [1] (0:14.06)	0:45.50 [1] (0:14.46)	0:31.04 [2] (0:15.14)	0:15.90 [7] (0:15.90)
Average Speed [km/h]	55.3	49.5	45.5	44.9	45.4	47.9	51.2	50.2	47.8	45.3
Top Speed [km/h]	56.3	53.5	46.9	46.1	47.7	49.6	52.0	51.2	49.6	46.4
Avg. Dist. to Rail [m]	1.9	1.6	1.2	2.8	1.5	1.3	1.2	1.1	1.2	3.5



[] Ranking at each section and finish
 -:-:- No data available at this section
 NA No data available