



NZ Metropolitan Trotting Club Inc Harness

Race 4: DIAMOND RACING LOT 90 SHARES AVAILABLE MOBILE TROT - 1980m

25 February 2026 - 6:00PM



Weather: Fine

Field Times	2:28.83	2:17.51	2:03.00	1:47.13	1:31.09	1:15.11	0:59.70	0:45.14
(Race Tempo)	(0:11.32)	(0:14.51)	(0:15.87)	(0:16.03)	(0:15.98)	(0:15.42)	(0:14.56)	(0:14.72)

Rank	TAB#	Horse	Overall Time	First 400m	Top Speed km/h (Section)	L1980	L1800	L1600	L1400	L1200	L1000	L800	L600
	(BAR#)	Driver	Margin (DT-W)	Last 600m	Fastest Section (Time)	Start - 1800	1800 - 1600	1600 - 1400	1400 - 1200	1200 - 1000	1000 - 800	800 - 600	600 - 400
1	10	Dynasty	2:28.83	0:29.10	52.4 (1980 - 1800)	2:28.83	2:16.22 [9]	2:01.26 [9]	1:45.65 [9]	1:29.70 [10]	1:13.74 [10]	0:59.05 [5]	0:44.99 [3]
	(U3)	R J Butt		0:44.99	800-600 (0:14.05)	(0:12.60)	(0:14.97)	(0:15.60)	(0:15.95)	(0:15.95)	(0:14.70)	(0:14.05)	(0:14.64)
2	4	Noah Magnific	2:29.51	0:28.68	54.2 (1980 - 1800)	2:29.51	2:17.78 [3]	2:02.97 [5]	1:46.99 [6]	1:31.05 [6]	1:15.05 [6]	0:59.62 [7]	0:45.13 [6]
	(4)	S J Thornley	4.0L (-6)	0:45.13	800-600 (0:14.48)	(0:11.73)	(0:14.81)	(0:15.98)	(0:15.94)	(0:16.00)	(0:15.43)	(0:14.48)	(0:14.51)
3	9	Switch On	2:29.55	0:28.87	51.8 (1980 - 1800)	2:29.55	2:16.97 [8]	2:02.30 [8]	1:46.77 [7]	1:30.90 [7]	1:14.82 [7]	0:59.40 [8]	0:44.68 [9]
	(U2)	S J Ottley	4.2L (-11)	0:44.68	1800-1600 (0:14.67)	(0:12.58)	(0:14.67)	(0:15.53)	(0:15.87)	(0:16.08)	(0:15.42)	(0:14.72)	(0:14.87)
4	5	Kingaroy	2:29.67	0:28.34	55.2 (1980 - 1800)	2:29.67	2:18.30 [2]	2:03.48 [2]	1:47.48 [4]	1:31.56 [4]	1:15.54 [4]	1:00.10 [4]	0:45.64 [4]
	(5)	J R Ford	5.0L (-11)	0:45.64	800-600 (0:14.46)	(0:11.37)	(0:14.82)	(0:16.00)	(0:15.92)	(0:16.03)	(0:15.44)	(0:14.46)	(0:14.73)
5	8	Peakmonkey	2:29.84	0:28.83	52.5 (1980 - 1800)	2:29.84	2:17.48 [7]	2:02.71 [7]	1:47.00 [8]	1:31.06 [8]	1:15.06 [8]	0:59.66 [9]	0:45.13 [8]
	(U1)	R D Close	6.0L (-9)	0:45.13	800-600 (0:14.53)	(0:12.36)	(0:14.77)	(0:15.71)	(0:15.95)	(0:16.00)	(0:15.40)	(0:14.53)	(0:14.62)
6	6	Crown The Moment	2:30.12	0:28.93	53.2 (1980 - 1800)	2:30.12	2:18.07 [6]	2:03.32 [6]	1:47.71 [5]	1:31.70 [5]	1:15.77 [5]	1:00.28 [6]	0:45.54 [7]
	(6)	B T Hope	7.6L (-18)	0:45.54	800-600 (0:14.74)	(0:12.05)	(0:14.76)	(0:15.60)	(0:16.01)	(0:15.93)	(0:15.50)	(0:14.74)	(0:15.10)
7	7	Silverlinings	2:30.14	0:28.49	53.4 (1980 - 1800)	2:30.14	2:18.38 [4]	2:03.73 [4]	1:48.30 [2]	1:32.38 [2]	1:16.32 [2]	1:00.87 [2]	0:46.41 [2]
	(7)	S E O'Reilly	7.7L (-2)	0:46.41	800-600 (0:14.46)	(0:11.76)	(0:14.65)	(0:15.43)	(0:15.92)	(0:16.06)	(0:15.45)	(0:14.46)	(0:14.86)
8	2	Prince Teka	2:30.89	0:28.03	55.2 (1980 - 1800)	2:30.89	2:19.57 [1]	2:05.06 [1]	1:49.19 [1]	1:33.15 [1]	1:17.18 [1]	1:01.76 [1]	0:47.20 [1]
	(2)	K G Cameron	12.1L (-25)	0:47.20	1800-1600 (0:14.51)	(0:11.32)	(0:14.51)	(0:15.87)	(0:16.03)	(0:15.98)	(0:15.42)	(0:14.56)	(0:14.72)
9	1	Mikko Koivu	2:32.92	0:28.27	53.3 (1980 - 1800)	2:32.92	2:21.11 [5]	2:06.66 [3]	1:50.87 [3]	1:34.83 [3]	1:18.88 [3]	1:03.39 [3]	0:48.64 [5]
	(1)	M J Williamson	24.1L (-23)	0:48.64	1800-1600 (0:14.45)	(0:11.81)	(0:14.45)	(0:15.79)	(0:16.04)	(0:15.95)	(0:15.49)	(0:14.75)	(0:15.22)
10	3	Ginas Majesty	2:33.07	0:30.34	50.3 (1980 - 1800)	2:33.07	2:19.64 [10]	2:04.70 [10]	1:49.66 [10]	1:33.96 [9]	1:18.09 [9]	1:02.59 [10]	0:47.43 [10]
	(3)	J C Morrison	25.0L (-18)	0:47.43	1800-1600 (0:14.95)	(0:13.42)	(0:14.95)	(0:15.04)	(0:15.70)	(0:15.87)	(0:15.50)	(0:15.16)	(0:15.26)

- [] Position in running at each section and finish
- :-:- No data available at this section
- NA No data available
- DNT Did not track
- TAB# Saddle cloth number
- BAR# Barrier/Gate Position
- DNF Did not finish
- DT-W Distance travelled compared to winner in metres
- Fastest split
- Fastest section



NZ Metropolitan Trotting Club Inc Harness
 Race 4: DIAMOND RACING LOT 90 SHARES AVAILABLE MOBILE TROT - 1980m
 25 February 2026 - 6:00PM



Weather: Fine

Field Times 0:30.42 0:15.63
 (Race Tempo) (0:14.78) (0:15.63)

Rank	TAB#	Horse	Overall Time	First 400m	Top Speed km/h (Section)	L400	L200						
	(BAR#)	Driver	Margin (DT-W)	Last 600m	Fastest Section (Time)	400 - 200	200 - Finish						
1	10	Dynasty	2:28.83	0:29.10	52.4 (1980 - 1800)	0:30.35 [2]	0:15.63 [1]						
	(U3)	R J Butt		0:44.99	800-600 (0:14.05)	(0:14.72)	(0:15.63)						
2	4	Noah Magnific	2:29.51	0:28.68	54.2 (1980 - 1800)	0:30.62 [5]	0:15.48 [3]						
	(4)	S J Thornley	4.0L (-6)	0:45.13	800-600 (0:14.48)	(0:15.14)	(0:15.48)						
3	9	Switch On	2:29.55	0:28.87	51.8 (1980 - 1800)	0:29.81 [9]	0:14.87 [8]						
	(U2)	S J Ottley	4.2L (-11)	0:44.68	1800-1600 (0:14.67)	(0:14.94)	(0:14.87)						
4	5	Kingaroy	2:29.67	0:28.34	55.2 (1980 - 1800)	0:30.91 [4]	0:15.49 [5]						
	(5)	J R Ford	5.0L (-11)	0:45.64	800-600 (0:14.46)	(0:15.42)	(0:15.49)						
5	8	Peakmonkey	2:29.84	0:28.83	52.5 (1980 - 1800)	0:30.52 [6]	0:15.38 [6]						
	(U1)	R D Close	6.0L (-9)	0:45.13	800-600 (0:14.53)	(0:15.13)	(0:15.38)						
6	6	Crown The Moment	2:30.12	0:28.93	53.2 (1980 - 1800)	0:30.44 [8]	0:15.55 [7]						
	(6)	B T Hope	7.6L (-18)	0:45.54	800-600 (0:14.74)	(0:14.89)	(0:15.55)						
7	7	Silverlinings	2:30.14	0:28.49	53.4 (1980 - 1800)	0:31.56 [3]	0:16.04 [4]						
	(7)	S E O'Reilly	7.7L (-2)	0:46.41	800-600 (0:14.46)	(0:15.51)	(0:16.04)						
8	2	Prince Teka	2:30.89	0:28.03	55.2 (1980 - 1800)	0:32.48 [1]	0:16.90 [2]						
	(2)	K G Cameron	12.1L (-25)	0:47.20	1800-1600 (0:14.51)	(0:15.58)	(0:16.90)						
9	1	Mikko Koivu	2:32.92	0:28.27	53.3 (1980 - 1800)	0:33.42 [7]	0:17.13 [9]						
	(1)	M J Williamson	24.1L (-23)	0:48.64	1800-1600 (0:14.45)	(0:16.29)	(0:17.13)						
10	3	Ginas Majesty	2:33.07	0:30.34	50.3 (1980 - 1800)	0:32.17 [10]	0:16.57 [10]						
	(3)	J C Morrison	25.0L (-18)	0:47.43	1800-1600 (0:14.95)	(0:15.60)	(0:16.57)						

[] Position in running at each section and finish TAB# Saddle cloth number
 -:-:- No data available at this section BAR# Barrier/Gate Position
 NA No data available DNF Did not finish
 DNT Did not track DT-W Distance travelled compared to winner in metres

Fastest split
 Fastest section

Horse/Jockey Name	Dynasty/R J Butt
Finish Rank	1
Fastest Section Time (Section)	0:14.05 (800-600)
Top Speed [km/h] (Section)	52.4 (1980 - 1800)
Race State	Finished



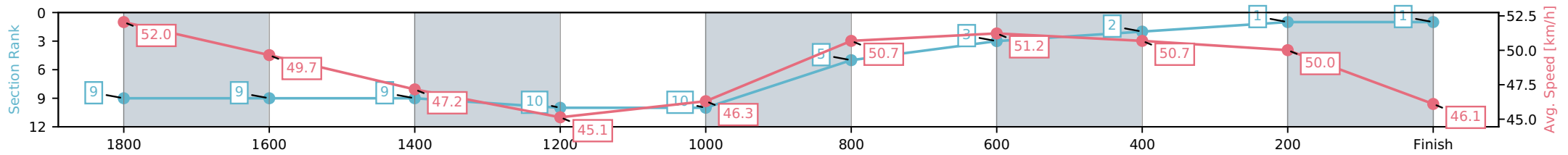
NZ Metropolitan Trotting Club Inc Harness
 Race 4: DIAMOND RACING LOT 90 SHARES AVAILABLE
 MOBILE TROT - 1980m



25 February 2026 - 6:00PM

Weather: Fine

Section	L1980	L1800	L1600	L1400	L1200	L1000	L800	L600	L400	L200
Section Times	2:28.83 (0:12.60)	2:16.22 [9] (0:14.97)	2:01.26 [9] (0:15.60)	1:45.65 [10] (0:15.95)	1:29.70 [10] (0:15.95)	1:13.74 [5] (0:14.70)	0:59.05 [3] (0:14.05)	0:44.99 [2] (0:14.64)	0:30.35 [1] (0:14.72)	0:15.63 [1] (0:15.63)
Average Speed [km/h]	52.0	49.7	47.2	45.1	46.3	50.7	51.2	50.7	50.0	46.1
Top Speed [km/h]	52.4	51.2	49.1	46.3	48.1	51.4	51.7	51.3	51.0	47.5
Avg. Dist. to Rail [m]	11.9	5.6	3.0	5.6	3.2	4.7	5.1	4.2	3.1	3.5



[] Ranking at each section and finish
 -:-:- No data available at this section
 NA No data available

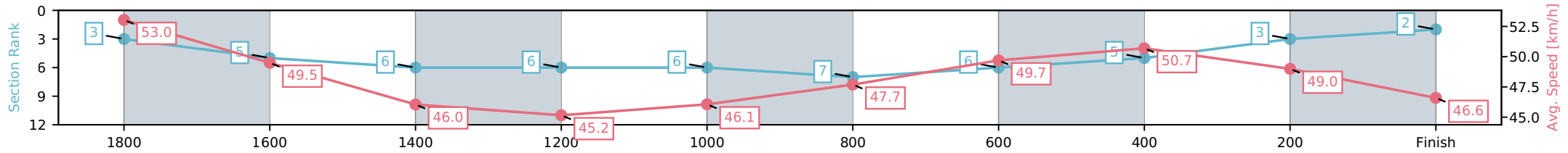
Horse/Jockey Name	Noah Magnific/S J Thornley
Finish Rank	2
Fastest Section Time (Section)	0:14.48 (800-600)
Top Speed [km/h] (Section)	54.2 (1980 - 1800)
Race State	Finished



NZ Metropolitan Trotting Club Inc Harness
 Race 4: DIAMOND RACING LOT 90 SHARES AVAILABLE
 MOBILE TROT - 1980m
 25 February 2026 - 6:00PM
 Weather: Fine



Section	L1980	L1800	L1600	L1400	L1200	L1000	L800	L600	L400	L200
Section Times	2:29.51 (0:11.73)	2:17.78 [5] (0:14.81)	2:02.97 [6] (0:15.98)	1:46.99 [6] (0:15.94)	1:31.05 [6] (0:16.00)	1:15.05 [7] (0:15.43)	0:59.62 [6] (0:14.48)	0:45.13 [5] (0:14.51)	0:30.62 [3] (0:15.14)	0:15.48 [2] (0:15.48)
Average Speed [km/h]	53.0	49.5	46.0	45.2	46.1	47.7	49.7	50.7	49.0	46.6
Top Speed [km/h]	54.2	51.9	47.3	45.9	47.5	48.2	50.9	51.4	49.6	48.7
Avg. Dist. to Rail [m]	5.7	3.1	2.9	5.4	2.9	3.1	3.7	3.2	4.6	6.6



- [] Ranking at each section and finish
- :-:- No data available at this section
- NA No data available

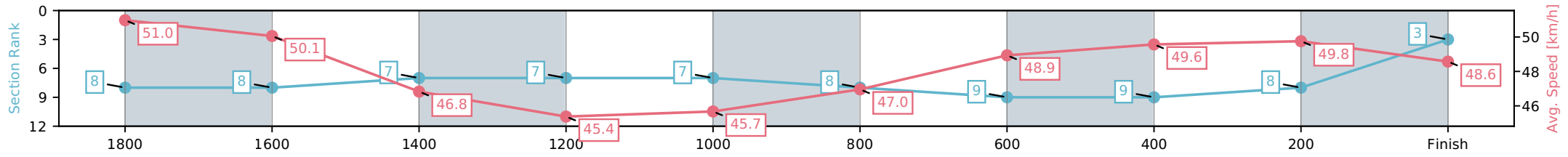
Horse/Jockey Name	Switch On/S J Ottley
Finish Rank	3
Fastest Section Time (Section)	0:14.67 (1800-1600)
Top Speed [km/h] (Section)	51.8 (1980 - 1800)
Race State	Finished



NZ Metropolitan Trotting Club Inc Harness
 Race 4: DIAMOND RACING LOT 90 SHARES AVAILABLE
 MOBILE TROT - 1980m
 25 February 2026 - 6:00PM
 Weather: Fine



Section	L1980	L1800	L1600	L1400	L1200	L1000	L800	L600	L400	L200
Section Times	2:29.55 (0:12.58)	2:16.97 [8] (0:14.67)	2:02.30 [7] (0:15.53)	1:46.77 [7] (0:15.87)	1:30.90 [7] (0:16.08)	1:14.82 [8] (0:15.42)	0:59.40 [9] (0:14.72)	0:44.68 [9] (0:14.87)	0:29.81 [8] (0:14.94)	0:14.87 [3] (0:14.87)
Average Speed [km/h]	51.0	50.1	46.8	45.4	45.7	47.0	48.9	49.6	49.8	48.6
Top Speed [km/h]	51.8	51.3	49.5	46.6	47.3	47.6	49.7	50.7	50.4	49.5
Avg. Dist. to Rail [m]	10.3	3.9	1.5	4.2	2.5	1.2	1.7	3.0	4.6	9.0



[] Ranking at each section and finish
 -:-:- No data available at this section
 NA No data available

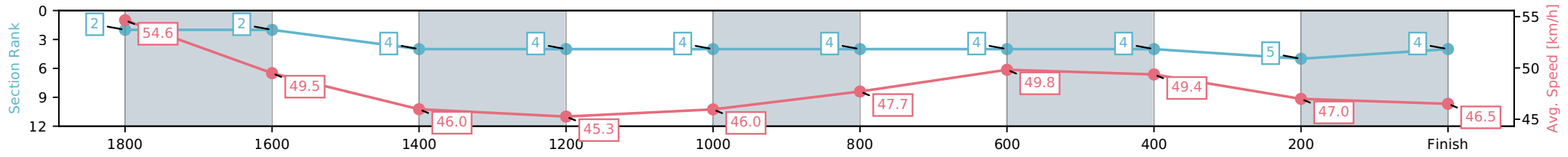
Horse/Jockey Name	Kingaroy/J R Ford
Finish Rank	4
Fastest Section Time (Section)	0:14.46 (800-600)
Top Speed [km/h] (Section)	55.2 (1980 - 1800)
Race State	Finished



NZ Metropolitan Trotting Club Inc Harness
 Race 4: DIAMOND RACING LOT 90 SHARES AVAILABLE
 MOBILE TROT - 1980m
 25 February 2026 - 6:00PM
 Weather: Fine



Section	L1980	L1800	L1600	L1400	L1200	L1000	L800	L600	L400	L200
Section Times	2:29.67 (0:11.37)	2:18.30 [2] (0:14.82)	2:03.48 [4] (0:16.00)	1:47.48 [4] (0:15.92)	1:31.56 [4] (0:16.03)	1:15.54 [4] (0:15.44)	1:00.10 [4] (0:14.46)	0:45.64 [4] (0:14.73)	0:30.91 [5] (0:15.42)	0:15.49 [4] (0:15.49)
Average Speed [km/h]	54.6	49.5	46.0	45.3	46.0	47.7	49.8	49.4	47.0	46.5
Top Speed [km/h]	55.2	53.5	47.5	45.8	47.4	48.1	50.7	50.2	49.1	48.9
Avg. Dist. to Rail [m]	7.6	3.1	2.9	5.4	3.0	3.1	3.6	1.9	1.1	1.7



[] Ranking at each section and finish
 -:-:- No data available at this section
 NA No data available

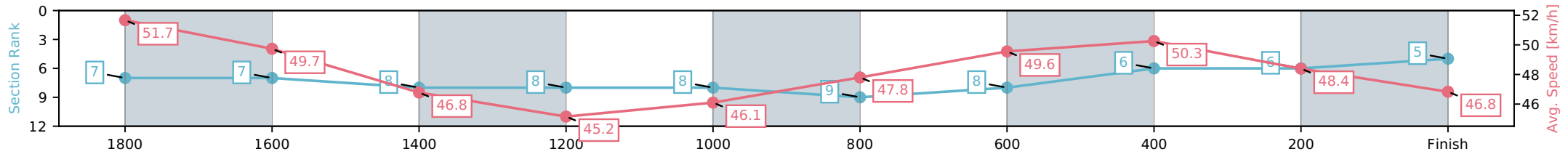
Horse/Jockey Name	Peakmonkey/R D Close
Finish Rank	5
Fastest Section Time (Section)	0:14.53 (800-600)
Top Speed [km/h] (Section)	52.5 (1980 - 1800)
Race State	Finished



NZ Metropolitan Trotting Club Inc Harness
 Race 4: DIAMOND RACING LOT 90 SHARES AVAILABLE
 MOBILE TROT - 1980m
 25 February 2026 - 6:00PM
 Weather: Fine



Section	L1980	L1800	L1600	L1400	L1200	L1000	L800	L600	L400	L200
Section Times	2:29.84 (0:12.36)	2:17.48 [7] (0:14.77)	2:02.71 [8] (0:15.71)	1:47.00 [8] (0:15.95)	1:31.06 [8] (0:16.00)	1:15.06 [9] (0:15.40)	0:59.66 [8] (0:14.53)	0:45.13 [6] (0:14.62)	0:30.52 [6] (0:15.13)	0:15.38 [5] (0:15.38)
Average Speed [km/h]	51.7	49.7	46.8	45.2	46.1	47.8	49.6	50.3	48.4	46.8
Top Speed [km/h]	52.5	51.8	49.2	46.0	47.4	48.6	50.6	50.7	49.6	48.3
Avg. Dist. to Rail [m]	8.0	3.4	2.9	5.6	3.0	3.2	3.8	3.0	2.8	7.3



[] Ranking at each section and finish
 -:-:- No data available at this section
 NA No data available

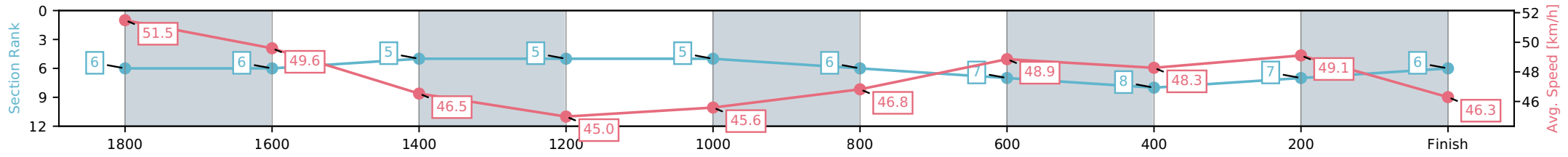
Horse/Jockey Name	Crown The Moment/B T Hope
Finish Rank	6
Fastest Section Time (Section)	0:14.74 (800-600)
Top Speed [km/h] (Section)	53.2 (1980 - 1800)
Race State	Finished



NZ Metropolitan Trotting Club Inc Harness
 Race 4: DIAMOND RACING LOT 90 SHARES AVAILABLE
 MOBILE TROT - 1980m
 25 February 2026 - 6:00PM
 Weather: Fine



Section	L1980	L1800	L1600	L1400	L1200	L1000	L800	L600	L400	L200
Section Times	2:30.12 (0:12.05)	2:18.07 [6] (0:14.76)	2:03.32 [5] (0:15.60)	1:47.71 [5] (0:16.01)	1:31.70 [5] (0:15.93)	1:15.77 [6] (0:15.50)	1:00.28 [7] (0:14.74)	0:45.54 [8] (0:15.10)	0:30.44 [7] (0:14.89)	0:15.55 [6] (0:15.55)
Average Speed [km/h]	51.5	49.6	46.5	45.0	45.6	46.8	48.9	48.3	49.1	46.3
Top Speed [km/h]	53.2	52.0	47.9	46.4	47.1	47.7	49.4	50.1	50.1	48.4
Avg. Dist. to Rail [m]	8.6	3.0	1.3	3.5	1.1	1.3	1.7	1.7	2.0	1.0



[] Ranking at each section and finish
 -:-:- No data available at this section
 NA No data available

Horse/Jockey Name	Silverlinings/S E O'Reilly
Finish Rank	7
Fastest Section Time (Section)	0:14.46 (800-600)
Top Speed [km/h] (Section)	53.4 (1980 - 1800)
Race State	Finished



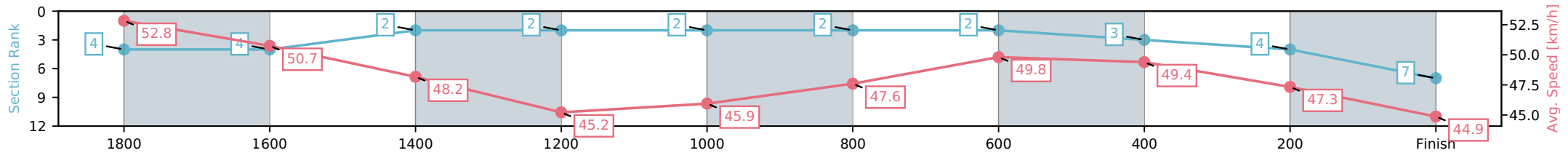
NZ Metropolitan Trotting Club Inc Harness
 Race 4: DIAMOND RACING LOT 90 SHARES AVAILABLE
 MOBILE TROT - 1980m



25 February 2026 - 6:00PM

Weather: Fine

Section	L1980	L1800	L1600	L1400	L1200	L1000	L800	L600	L400	L200
Section Times	2:30.14 (0:11.76)	2:18.38 [4] (0:14.65)	2:03.73 [2] (0:15.43)	1:48.30 [2] (0:15.92)	1:32.38 [2] (0:16.06)	1:16.32 [2] (0:15.45)	1:00.87 [2] (0:14.46)	0:46.41 [3] (0:14.86)	0:31.56 [4] (0:15.51)	0:16.04 [7] (0:16.04)
Average Speed [km/h]	52.8	50.7	48.2	45.2	45.9	47.6	49.8	49.4	47.3	44.9
Top Speed [km/h]	53.4	52.3	49.9	46.8	47.5	48.1	50.5	50.2	48.3	46.9
Avg. Dist. to Rail [m]	11.2	5.3	4.2	5.4	3.0	3.1	3.6	2.8	3.1	5.1



- [] Ranking at each section and finish
- :-:- No data available at this section
- NA No data available

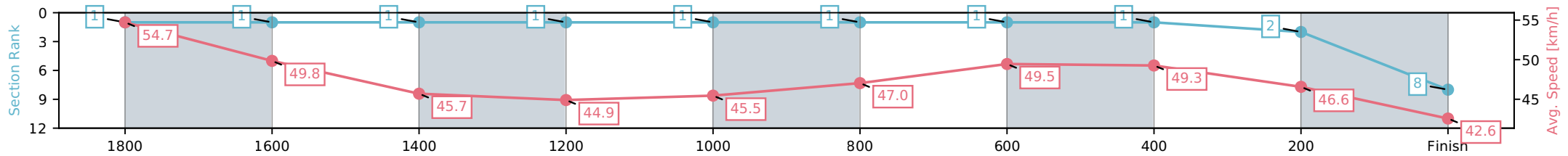
Horse/Jockey Name	Prince Teka/K G Cameron
Finish Rank	8
Fastest Section Time (Section)	0:14.51 (1800-1600)
Top Speed [km/h] (Section)	55.2 (1980 - 1800)
Race State	Finished



NZ Metropolitan Trotting Club Inc Harness
 Race 4: DIAMOND RACING LOT 90 SHARES AVAILABLE
 MOBILE TROT - 1980m
 25 February 2026 - 6:00PM
 Weather: Fine



Section	L1980	L1800	L1600	L1400	L1200	L1000	L800	L600	L400	L200
Section Times	2:30.89 (0:11.32)	2:19.57 [1] (0:14.51)	2:05.06 [1] (0:15.87)	1:49.19 [1] (0:16.03)	1:33.15 [1] (0:15.98)	1:17.18 [1] (0:15.42)	1:01.76 [1] (0:14.56)	0:47.20 [1] (0:14.72)	0:32.48 [2] (0:15.58)	0:16.90 [8] (0:16.90)
Average Speed [km/h]	54.7	49.8	45.7	44.9	45.5	47.0	49.5	49.3	46.6	42.6
Top Speed [km/h]	55.2	53.9	46.6	45.3	46.9	47.8	50.9	50.4	48.8	44.3
Avg. Dist. to Rail [m]	2.9	1.2	1.3	3.6	1.2	1.3	1.8	1.2	1.5	3.5



[] Ranking at each section and finish
 -:-:- No data available at this section
 NA No data available

Horse/Jockey Name	Mikko Koivu/M J Williamson
Finish Rank	9
Fastest Section Time (Section)	0:14.45 (1800-1600)
Top Speed [km/h] (Section)	53.3 (1980 - 1800)
Race State	Finished



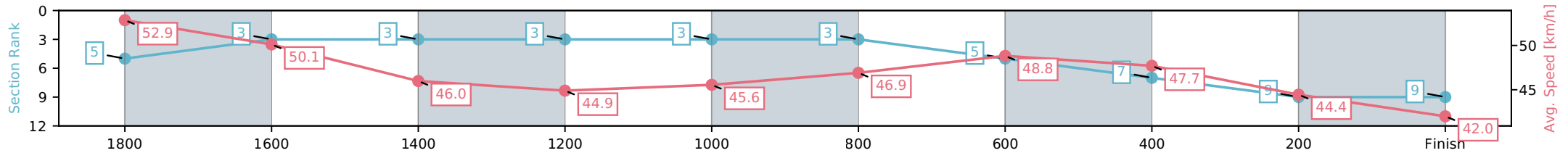
NZ Metropolitan Trotting Club Inc Harness
 Race 4: DIAMOND RACING LOT 90 SHARES AVAILABLE
 MOBILE TROT - 1980m



25 February 2026 - 6:00PM

Weather: Fine

Section	L1980	L1800	L1600	L1400	L1200	L1000	L800	L600	L400	L200
Section Times	2:32.92 (0:11.81)	2:21.11 [3] (0:14.45)	2:06.66 [3] (0:15.79)	1:50.87 [3] (0:16.04)	1:34.83 [3] (0:15.95)	1:18.88 [3] (0:15.49)	1:03.39 [5] (0:14.75)	0:48.64 [7] (0:15.22)	0:33.42 [9] (0:16.29)	0:17.13 [9] (0:17.13)
Average Speed [km/h]	52.9	50.1	46.0	44.9	45.6	46.9	48.8	47.7	44.4	42.0
Top Speed [km/h]	53.3	53.0	48.3	45.5	47.1	47.9	49.3	48.9	46.2	43.2
Avg. Dist. to Rail [m]	2.1	1.2	1.3	3.6	1.3	1.4	1.6	1.3	1.1	2.4



- [] Ranking at each section and finish
- :-:- No data available at this section
- NA No data available

Horse/Jockey Name	Ginas Majesty/J C Morrison
Finish Rank	10
Fastest Section Time (Section)	0:14.95 (1800-1600)
Top Speed [km/h] (Section)	50.3 (1980 - 1800)
Race State	Finished



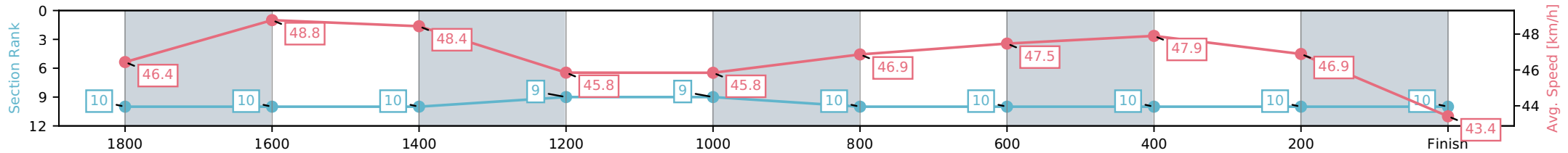
NZ Metropolitan Trotting Club Inc Harness
 Race 4: DIAMOND RACING LOT 90 SHARES AVAILABLE
 MOBILE TROT - 1980m



25 February 2026 - 6:00PM

Weather: Fine

Section	L1980	L1800	L1600	L1400	L1200	L1000	L800	L600	L400	L200
Section Times	2:33.07 (0:13.42)	2:19.64 [10] (0:14.95)	2:04.70 [10] (0:15.04)	1:49.66 [9] (0:15.70)	1:33.96 [9] (0:15.87)	1:18.09 [10] (0:15.50)	1:02.59 [10] (0:15.16)	0:47.43 [10] (0:15.26)	0:32.17 [10] (0:15.60)	0:16.57 [10] (0:16.57)
Average Speed [km/h]	46.4	48.8	48.4	45.8	45.8	46.9	47.5	47.9	46.9	43.4
Top Speed [km/h]	50.3	50.2	50.0	47.6	47.0	47.9	48.8	48.5	47.5	45.7
Avg. Dist. to Rail [m]	3.8	2.2	1.7	4.0	1.4	1.5	2.2	2.4	2.5	5.5



[] Ranking at each section and finish
 -:-:- No data available at this section
 NA No data available