



NZ Metropolitan Trotting Club Inc Harness
 Race 5: OWNTHETHRILL.CO.NZ "CHECK IT OUT" MOBILE PACE - 1980m
 25 February 2026 - 6:25PM



Weather: Fine

Field Times (Race Tempo) 2:28.60 (0:11.28) 2:17.32 (0:14.12) 2:03.20 (0:15.39) 1:47.80 (0:15.48) 1:32.32 (0:15.37) 1:16.95 (0:15.47) 1:01.48 (0:15.16) 0:46.31 (0:15.30)

Rank	TAB#	Horse	Overall Time	First 400m	Top Speed km/h (Section)	L1980	L1800	L1600	L1400	L1200	L1000	L800	L600
	(BAR#)	Driver	Margin (DT-W)	Last 600m	Fastest Section (Time)	Start - 1800	1800 - 1600	1600 - 1400	1400 - 1200	1200 - 1000	1000 - 800	800 - 600	600 - 400
1	13	Shards Lyric	2:28.60	0:29.39	56.6 (1980 - 1800)	2:28.60	2:15.26 [11]	2:00.70 [11]	1:45.39 [11]	1:29.99 [11]	1:14.51 [11]	0:59.03 [11]	0:44.91 [11]
	(U1)	S E O'Reilly		0:44.91	800-600 (0:14.12)	(0:13.34)	(0:14.56)	(0:15.32)	(0:15.40)	(0:15.48)	(0:15.49)	(0:14.12)	(0:15.07)
2	1	Delight With Me	2:28.60	0:27.93	55.4 (1980 - 1800)	2:28.60	2:17.09 [3]	2:02.72 [3]	1:47.37 [3]	1:31.94 [3]	1:16.55 [2]	1:01.09 [2]	0:45.94 [3]
	(1)	B N Orange	0.1L (-20)	0:45.94	1800-1600 (0:14.37)	(0:11.51)	(0:14.37)	(0:15.35)	(0:15.43)	(0:15.39)	(0:15.46)	(0:15.15)	(0:15.29)
3	3	Sky News	2:29.00	0:29.21	52.1 (1980 - 1800)	2:29.00	2:16.98 [8]	2:01.90 [9]	1:46.43 [9]	1:31.10 [9]	1:15.62 [9]	1:00.21 [9]	0:45.74 [8]
	(3)	M B Holbrough	2.4L (+0)	0:45.74	800-600 (0:14.47)	(0:12.02)	(0:15.09)	(0:15.47)	(0:15.32)	(0:15.48)	(0:15.41)	(0:14.47)	(0:15.26)
4	2	Willy Away	2:29.10	0:28.53	52.7 (1980 - 1800)	2:29.10	2:17.11 [7]	2:02.61 [7]	1:46.98 [8]	1:31.55 [8]	1:16.02 [8]	1:00.59 [8]	0:46.06 [5]
	(2)	C A Butt	2.6L (-1)	0:46.05	1800-1600 (0:14.51)	(0:11.99)	(0:14.51)	(0:15.63)	(0:15.43)	(0:15.53)	(0:15.43)	(0:14.53)	(0:14.93)
5	7	Icy Stars	2:29.20	0:28.04	55.4 (1980 - 1800)	2:29.20	2:17.92 [1]	2:03.33 [2]	1:47.73 [4]	1:32.32 [4]	1:16.83 [4]	1:01.38 [4]	0:46.81 [2]
	(7)	K A Butt	3.4L (-3)	0:46.80	800-600 (0:14.57)	(0:11.28)	(0:14.58)	(0:15.60)	(0:15.41)	(0:15.49)	(0:15.45)	(0:14.57)	(0:15.30)
6	5	The Seamstress	2:29.70	0:28.33	55.3 (1980 - 1800)	2:29.70	2:18.15 [4]	2:03.53 [5]	1:47.90 [6]	1:32.48 [6]	1:16.98 [6]	1:01.58 [6]	0:46.99 [4]
	(5)	S J Tomlinson	6.2L (-3)	0:46.98	800-600 (0:14.59)	(0:11.55)	(0:14.62)	(0:15.63)	(0:15.42)	(0:15.50)	(0:15.41)	(0:14.59)	(0:15.31)
7	12	The Town Of Light	2:29.80	0:28.27	52.9 (1980 - 1800)	2:29.80	2:17.55 [9]	2:03.17 [8]	1:47.94 [7]	1:32.49 [7]	1:17.03 [7]	1:01.48 [7]	0:46.61 [7]
	(12)	S J Clarke	6.9L (-19)	0:46.61	1800-1600 (0:14.38)	(0:12.25)	(0:14.38)	(0:15.23)	(0:15.45)	(0:15.47)	(0:15.54)	(0:14.88)	(0:15.08)
8	4	Dream Boyz	2:31.10	0:27.52	55.5 (1980 - 1800)	2:31.10	2:19.76 [2]	2:05.70 [1]	1:50.30 [1]	1:34.82 [1]	1:19.45 [1]	1:03.98 [1]	0:48.81 [1]
	(4)	T M Williams	14.5L (-20)	0:48.80	1800-1600 (0:14.06)	(0:11.34)	(0:14.06)	(0:15.40)	(0:15.48)	(0:15.37)	(0:15.47)	(0:15.16)	(0:15.30)
9	6	Connie Golightly	2:31.30	0:29.49	51.5 (800-600)	2:31.30	2:18.91 [10]	2:03.88 [10]	1:48.46 [10]	1:33.07 [10]	1:17.57 [10]	1:02.09 [10]	0:47.74 [9]
	(6)	G D O'Reilly	15.8L (-10)	0:47.75	800-600 (0:14.34)	(0:12.39)	(0:15.02)	(0:15.43)	(0:15.39)	(0:15.50)	(0:15.48)	(0:14.34)	(0:15.06)
10	10	Ryella	2:38.30	0:27.91	55.0 (1980 - 1800)	2:38.30	2:26.49 [6]	2:12.10 [6]	1:56.75 [5]	1:41.32 [5]	1:25.88 [5]	1:10.35 [5]	0:54.64 [10]
	(10)	M J Williamson	57.2L (-23)	0:54.64	1800-1600 (0:14.38)	(0:11.81)	(0:14.38)	(0:15.35)	(0:15.44)	(0:15.44)	(0:15.53)	(0:15.72)	(0:17.22)

Scratched: Vesta (#11)

- [] Position in running at each section and finish
- :-:- No data available at this section
- NA No data available
- DNT Did not track
- TAB# Saddle cloth number
- BAR# Barrier/Gate Position
- DNF Did not finish
- DT-W Distance travelled compared to winner in metres
- Fastest split
- Fastest section



NZ Metropolitan Trotting Club Inc Harness
 Race 5: OWNTHETHRILL.CO.NZ "CHECK IT OUT" MOBILE PACE - 1980m
 25 February 2026 - 6:25PM



Weather: Fine

Field Times (Race Tempo) 2:28.60 2:17.32 2:03.20 1:47.80 1:32.32 1:16.95 1:01.48 0:46.31
 (0:11.28) (0:14.12) (0:15.39) (0:15.48) (0:15.37) (0:15.47) (0:15.16) (0:15.30)

Rank	TAB#	Horse	Overall Time	First 400m	Top Speed km/h (Section)	L1980	L1800	L1600	L1400	L1200	L1000	L800	L600
	(BAR#)	Driver	Margin (DT-W)	Last 600m	Fastest Section (Time)	Start - 1800	1800 - 1600	1600 - 1400	1400 - 1200	1200 - 1000	1000 - 800	800 - 600	600 - 400
11	8	Kotare Rata	2:44.40	0:27.86	55.2 (1980 - 1800)	2:44.40	2:32.81 [5]	2:18.52 [4]	2:03.25 [2]	1:47.84 [2]	1:32.32 [3]	1:16.86 [3]	1:01.23 [6]
	(8)	S J Thornley	92.8L (+0)	1:01.23	1800-1600 (0:14.30)	(0:11.59)	(0:14.30)	(0:15.27)	(0:15.41)	(0:15.52)	(0:15.46)	(0:15.62)	(0:17.92)
12	9	Special Edition	3:12.50	0:32.15	48.3 (1800-1600)	3:12.50	2:57.74 [12]	2:42.34 [12]	2:26.93 [12]	2:10.63 [12]	1:52.87 [12]	1:34.64 [12]	1:14.80 [12]
	(9)	K G Cameron	257.9L (-18)	1:14.79	1800-1600 (0:15.40)	(0:14.76)	(0:15.40)	(0:15.42)	(0:16.30)	(0:17.76)	(0:18.23)	(0:19.85)	(0:20.68)

Scratched: Vesta (#11)

[] Position in running at each section and finish TAB# Saddle cloth number

Fastest split

-:--:-- No data available at this section

BAR# Barrier/Gate Position

Fastest section

NA No data available

DNF Did not finish

DNT Did not track

DT-W Distance travelled compared to winner in metres



NZ Metropolitan Trotting Club Inc Harness
 Race 5: OWNTHETHRILL.CO.NZ "CHECK IT OUT" MOBILE PACE - 1980m
 25 February 2026 - 6:25PM



Weather: Fine

Field Times 0:31.01 0:15.50
 (Race Tempo) (0:15.51) (0:15.50)

Rank	TAB#	Horse	Overall Time	First 400m	Top Speed km/h (Section)	L400	L200						
	(BAR#)	Driver	Margin (DT-W)	Last 600m	Fastest Section (Time)	400 - 200	200 - Finish						
1	13	Shards Lyric	2:28.60	0:29.39	56.6 (1980 - 1800)	0:29.84 [9]	0:14.80 [6]						
	(U1)	S E O'Reilly		0:44.91	800-600 (0:14.12)	(0:15.04)	(0:14.80)						
2	1	Delight With Me	2:28.60	0:27.93	55.4 (1980 - 1800)	0:30.65 [3]	0:15.08 [4]						
	(1)	B N Orange	0.1L (-20)	0:45.94	1800-1600 (0:14.37)	(0:15.57)	(0:15.08)						
3	3	Sky News	2:29.00	0:29.21	52.1 (1980 - 1800)	0:30.48 [7]	0:15.19 [7]						
	(3)	M B Holbrough	2.4L (+0)	0:45.74	800-600 (0:14.47)	(0:15.29)	(0:15.19)						
4	2	Willy Away	2:29.10	0:28.53	52.7 (1980 - 1800)	0:31.13 [4]	0:15.68 [2]						
	(2)	C A Butt	2.6L (-1)	0:46.05	1800-1600 (0:14.51)	(0:15.44)	(0:15.68)						
5	7	Icy Stars	2:29.20	0:28.04	55.4 (1980 - 1800)	0:31.51 [2]	0:16.10 [1]						
	(7)	K A Butt	3.4L (-3)	0:46.80	800-600 (0:14.57)	(0:15.40)	(0:16.10)						
6	5	The Seamstress	2:29.70	0:28.33	55.3 (1980 - 1800)	0:31.67 [5]	0:16.17 [5]						
	(5)	S J Tomlinson	6.2L (-3)	0:46.98	800-600 (0:14.59)	(0:15.50)	(0:16.17)						
7	12	The Town Of Light	2:29.80	0:28.27	52.9 (1980 - 1800)	0:31.53 [6]	0:15.95 [8]						
	(12)	S J Clarke	6.9L (-19)	0:46.61	1800-1600 (0:14.38)	(0:15.58)	(0:15.95)						
8	4	Dream Boyz	2:31.10	0:27.52	55.5 (1980 - 1800)	0:33.51 [1]	0:17.68 [2]						
	(4)	T M Williams	14.5L (-20)	0:48.80	1800-1600 (0:14.06)	(0:15.82)	(0:17.68)						
9	6	Connie Golightly	2:31.30	0:29.49	51.5 (800-600)	0:32.69 [8]	0:17.26 [9]						
	(6)	G D O'Reilly	15.8L (-10)	0:47.75	800-600 (0:14.34)	(0:15.43)	(0:17.26)						
10	10	Ryella	2:38.30	0:27.91	55.0 (1980 - 1800)	0:37.42 [10]	0:18.95 [10]						
	(10)	M J Williamson	57.2L (-23)	0:54.64	1800-1600 (0:14.38)	(0:18.47)	(0:18.95)						

Scratched: Vesta (#11)

[] Position in running at each section and finish TAB# Saddle cloth number

Fastest split

-:-:- No data available at this section

BAR# Barrier/Gate Position

Fastest section

NA No data available

DNF Did not finish

DNT Did not track

DT-W Distance travelled compared to winner in metres



NZ Metropolitan Trotting Club Inc Harness
 Race 5: OWNTHETHRILL.CO.NZ "CHECK IT OUT" MOBILE PACE - 1980m
 25 February 2026 - 6:25PM



Weather: Fine

Field Times 0:31.01 0:15.50
 (Race Tempo) (0:15.51) (0:15.50)

Rank	TAB#	Horse	Overall Time	First 400m	Top Speed km/h (Section)	L400	L200						
	(BAR#)	Driver	Margin (DT-W)	Last 600m	Fastest Section (Time)	400 - 200	200 - Finish						
11	8	Kotare Rata	2:44.40	0:27.86	55.2 (1980 - 1800)	0:43.31 [11]	0:22.86 [11]						
	(8)	S J Thornley	92.8L (+0)	1:01.23	1800-1600 (0:14.30)	(0:20.45)	(0:22.86)						
12	9	Special Edition	3:12.50	0:32.15	48.3 (1800-1600)	0:54.12 [12]	0:28.78 [12]						
	(9)	K G Cameron	257.9L (-18)	1:14.79	1800-1600 (0:15.40)	(0:25.33)	(0:28.78)						

Scratched: Vesta (#11)

[] Position in running at each section and finish TAB# Saddle cloth number
 -:-:- No data available at this section BAR# Barrier/Gate Position
 NA No data available DNF Did not finish
 DNT Did not track DT-W Distance travelled compared to winner in metres

Fastest split
 Fastest section

Horse/Jockey Name	Shards Lyric/S E O'Reilly
Finish Rank	1
Fastest Section Time (Section)	0:14.12 (800-600)
Top Speed [km/h] (Section)	56.6 (1980 - 1800)
Race State	Finished



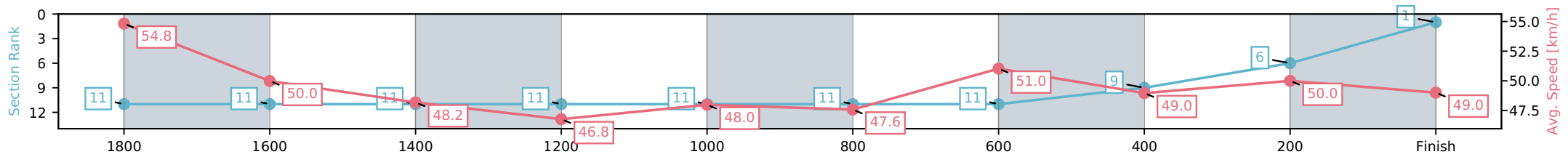
NZ Metropolitan Trotting Club Inc Harness
 Race 5: OWNTHETHRILL.CO.NZ "CHECK IT OUT" MOBILE
 PACE - 1980m



25 February 2026 - 6:25PM

Weather: Fine

Section	L1980	L1800	L1600	L1400	L1200	L1000	L800	L600	L400	L200
Section Times	2:28.60 (0:13.34)	2:15.26 [11] (0:14.56)	2:00.70 [11] (0:15.32)	1:45.39 [11] (0:15.40)	1:29.99 [11] (0:15.48)	1:14.51 [11] (0:15.49)	0:59.03 [11] (0:14.12)	0:44.91 [9] (0:15.07)	0:29.84 [6] (0:15.04)	0:14.80 [1] (0:14.80)
Average Speed [km/h]	54.8	50.0	48.2	46.8	48.0	47.6	51.0	49.0	50.0	49.0
Top Speed [km/h]	56.6	53.2	49.4	48.3	48.9	49.1	52.9	52.4	51.2	51.2
Avg. Dist. to Rail [m]	6.7	1.7	3.5	5.6	3.9	3.1	3.1	3.4	7.1	11.9



- [] Ranking at each section and finish
- :-:- No data available at this section
- NA No data available

Horse/Jockey Name	Delight With Me/B N Orange
Finish Rank	2
Fastest Section Time (Section)	0:14.37 (1800-1600)
Top Speed [km/h] (Section)	55.4 (1980 - 1800)
Race State	Finished



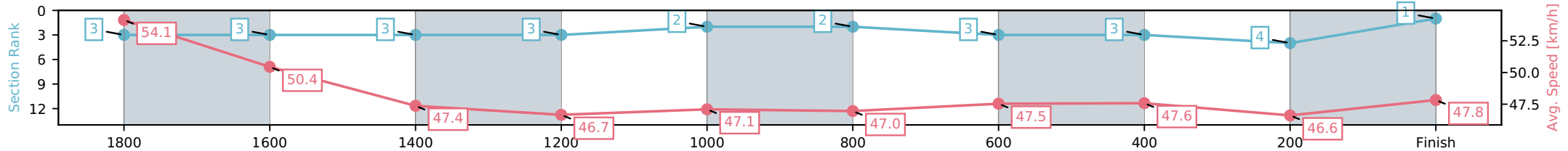
NZ Metropolitan Trotting Club Inc Harness
 Race 5: OWNTHETHRILL.CO.NZ "CHECK IT OUT" MOBILE
 PACE - 1980m



25 February 2026 - 6:25PM

Weather: Fine

Section	L1980	L1800	L1600	L1400	L1200	L1000	L800	L600	L400	L200
Section Times	2:28.60 (0:11.51)	2:17.09 [3] (0:14.37)	2:02.72 [3] (0:15.35)	1:47.37 [3] (0:15.43)	1:31.94 [2] (0:15.39)	1:16.55 [2] (0:15.46)	1:01.09 [3] (0:15.15)	0:45.94 [3] (0:15.29)	0:30.65 [4] (0:15.57)	0:15.08 [1] (0:15.08)
Average Speed [km/h]	54.1	50.4	47.4	46.7	47.1	47.0	47.5	47.6	46.6	47.8
Top Speed [km/h]	55.4	53.9	48.2	47.6	48.6	48.6	48.4	47.8	47.9	48.6
Avg. Dist. to Rail [m]	1.4	1.1	1.4	3.1	1.0	1.2	1.7	1.7	1.2	1.8



[] Ranking at each section and finish
 -:-:- No data available at this section
 NA No data available

Horse/Jockey Name	Sky News/M B Holbrough
Finish Rank	3
Fastest Section Time (Section)	0:14.47 (800-600)
Top Speed [km/h] (Section)	52.1 (1980 - 1800)
Race State	Finished



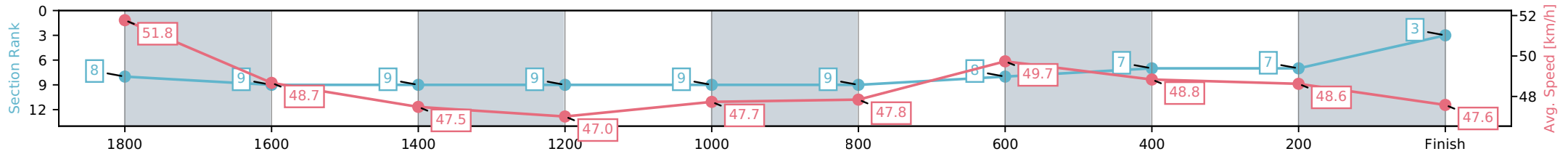
NZ Metropolitan Trotting Club Inc Harness
 Race 5: OWNTHETHRILL.CO.NZ "CHECK IT OUT" MOBILE
 PACE - 1980m



25 February 2026 - 6:25PM

Weather: Fine

Section	L1980	L1800	L1600	L1400	L1200	L1000	L800	L600	L400	L200
Section Times	2:29.00 (0:12.02)	2:16.98 [9] (0:15.09)	2:01.90 [9] (0:15.47)	1:46.43 [9] (0:15.32)	1:31.10 [9] (0:15.48)	1:15.62 [9] (0:15.41)	1:00.21 [8] (0:14.47)	0:45.74 [7] (0:15.26)	0:30.48 [7] (0:15.29)	0:15.19 [3] (0:15.19)
Average Speed [km/h]	51.8	48.7	47.5	47.0	47.7	47.8	49.7	48.8	48.6	47.6
Top Speed [km/h]	52.1	50.3	48.3	48.3	48.8	49.8	50.5	49.6	49.3	49.1
Avg. Dist. to Rail [m]	4.8	3.4	2.7	5.0	3.2	3.3	4.9	4.7	4.9	8.7



[] Ranking at each section and finish
 -:-:- No data available at this section
 NA No data available

Horse/Jockey Name	Willy Away/C A Butt
Finish Rank	4
Fastest Section Time (Section)	0:14.51 (1800-1600)
Top Speed [km/h] (Section)	52.7 (1980 - 1800)
Race State	Finished



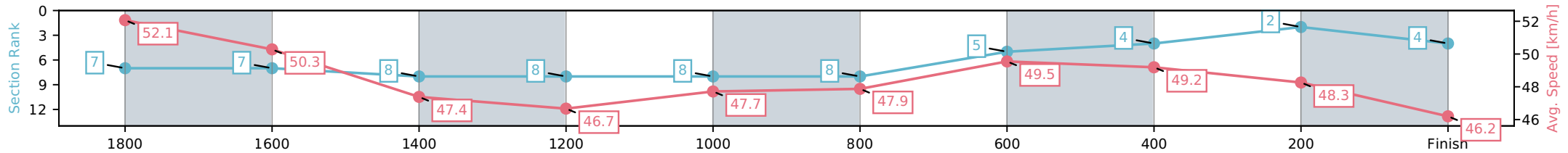
NZ Metropolitan Trotting Club Inc Harness
 Race 5: OWNTHETHRILL.CO.NZ "CHECK IT OUT" MOBILE
 PACE - 1980m



25 February 2026 - 6:25PM

Weather: Fine

Section	L1980	L1800	L1600	L1400	L1200	L1000	L800	L600	L400	L200
Section Times	2:29.10 (0:11.99)	2:17.11 [7] (0:14.51)	2:02.61 [8] (0:15.63)	1:46.98 [8] (0:15.43)	1:31.55 [8] (0:15.53)	1:16.02 [8] (0:15.43)	1:00.59 [5] (0:14.53)	0:46.06 [4] (0:14.93)	0:31.13 [2] (0:15.44)	0:15.68 [4] (0:15.68)
Average Speed [km/h]	52.1	50.3	47.4	46.7	47.7	47.9	49.5	49.2	48.3	46.2
Top Speed [km/h]	52.7	52.6	48.9	48.0	48.8	49.8	50.3	50.3	49.7	47.7
Avg. Dist. to Rail [m]	2.3	1.9	3.8	5.3	3.5	3.4	3.6	2.9	5.3	7.7



- [] Ranking at each section and finish
- :-:- No data available at this section
- NA No data available

Horse/Jockey Name	Icy Stars/K A Butt
Finish Rank	5
Fastest Section Time (Section)	0:14.57 (800-600)
Top Speed [km/h] (Section)	55.4 (1980 - 1800)
Race State	Finished



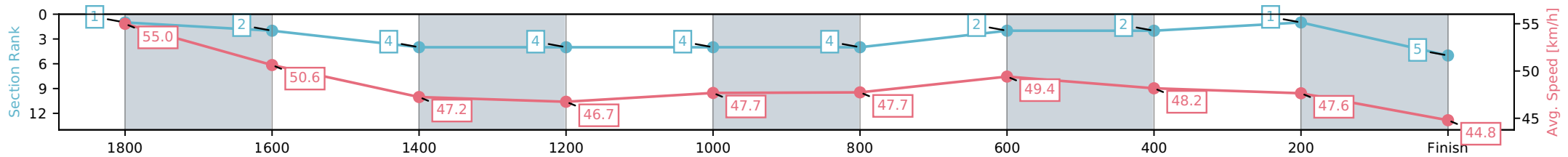
NZ Metropolitan Trotting Club Inc Harness
 Race 5: OWNTHETHRILL.CO.NZ "CHECK IT OUT" MOBILE
 PACE - 1980m



25 February 2026 - 6:25PM

Weather: Fine

Section	L1980	L1800	L1600	L1400	L1200	L1000	L800	L600	L400	L200
Section Times	2:29.20 (0:11.28)	2:17.92 [2] (0:14.58)	2:03.33 [4] (0:15.60)	1:47.73 [4] (0:15.41)	1:32.32 [4] (0:15.49)	1:16.83 [4] (0:15.45)	1:01.38 [2] (0:14.57)	0:46.81 [2] (0:15.30)	0:31.51 [1] (0:15.40)	0:16.10 [5] (0:16.10)
Average Speed [km/h]	55.0	50.6	47.2	46.7	47.7	47.7	49.4	48.2	47.6	44.8
Top Speed [km/h]	55.4	54.9	47.8	47.8	49.1	49.1	50.3	48.4	48.3	47.0
Avg. Dist. to Rail [m]	9.6	4.0	3.1	5.0	3.1	3.3	4.4	3.4	2.9	5.1



- [] Ranking at each section and finish
- :-:- No data available at this section
- NA No data available

Horse/Jockey Name	The Seamstress/S J Tomlinson
Finish Rank	6
Fastest Section Time (Section)	0:14.59 (800-600)
Top Speed [km/h] (Section)	55.3 (1980 - 1800)
Race State	Finished



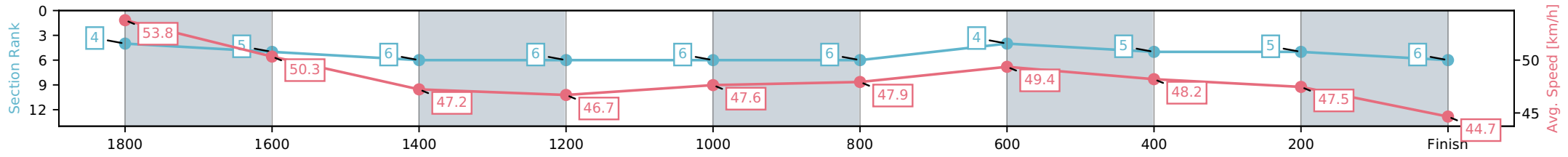
NZ Metropolitan Trotting Club Inc Harness
 Race 5: OWNTHETHRILL.CO.NZ "CHECK IT OUT" MOBILE
 PACE - 1980m



25 February 2026 - 6:25PM

Weather: Fine

Section	L1980	L1800	L1600	L1400	L1200	L1000	L800	L600	L400	L200
Section Times	2:29.70 (0:11.55)	2:18.15 [5] (0:14.62)	2:03.53 [6] (0:15.63)	1:47.90 [6] (0:15.42)	1:32.48 [6] (0:15.50)	1:16.98 [6] (0:15.41)	1:01.58 [4] (0:14.59)	0:46.99 [5] (0:15.31)	0:31.67 [5] (0:15.50)	0:16.17 [6] (0:16.17)
Average Speed [km/h]	53.8	50.3	47.2	46.7	47.6	47.9	49.4	48.2	47.5	44.7
Top Speed [km/h]	55.3	52.3	47.8	48.0	49.4	49.9	50.1	48.5	48.3	46.5
Avg. Dist. to Rail [m]	7.1	3.4	3.3	5.1	3.1	3.4	4.6	3.5	3.3	5.6



[] Ranking at each section and finish
 -:-:- No data available at this section
 NA No data available

Horse/Jockey Name	The Town Of Light/S J Clarke
Finish Rank	7
Fastest Section Time (Section)	0:14.38 (1800-1600)
Top Speed [km/h] (Section)	52.9 (1980 - 1800)
Race State	Finished



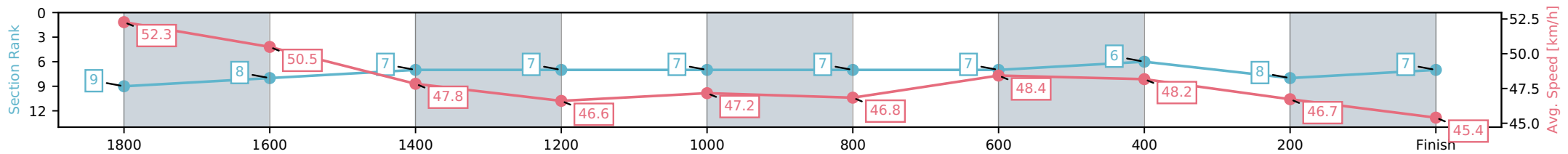
NZ Metropolitan Trotting Club Inc Harness
 Race 5: OWNTHETHRILL.CO.NZ "CHECK IT OUT" MOBILE
 PACE - 1980m



25 February 2026 - 6:25PM

Weather: Fine

Section	L1980	L1800	L1600	L1400	L1200	L1000	L800	L600	L400	L200
Section Times	2:29.80 (0:12.25)	2:17.55 [8] (0:14.38)	2:03.17 [7] (0:15.23)	1:47.94 [7] (0:15.45)	1:32.49 [7] (0:15.47)	1:17.03 [7] (0:15.54)	1:01.48 [7] (0:14.88)	0:46.61 [6] (0:15.08)	0:31.53 [8] (0:15.58)	0:15.95 [7] (0:15.95)
Average Speed [km/h]	52.3	50.5	47.8	46.6	47.2	46.8	48.4	48.2	46.7	45.4
Top Speed [km/h]	52.9	51.9	49.7	47.7	48.1	48.6	50.1	48.5	48.3	46.6
Avg. Dist. to Rail [m]	3.1	1.4	1.5	3.4	1.7	1.6	2.8	1.5	1.8	3.3



- [] Ranking at each section and finish
- :-:- No data available at this section
- NA No data available

Horse/Jockey Name	Dream Boyz/T M Williams
Finish Rank	8
Fastest Section Time (Section)	0:14.06 (1800-1600)
Top Speed [km/h] (Section)	55.5 (1980 - 1800)
Race State	Finished



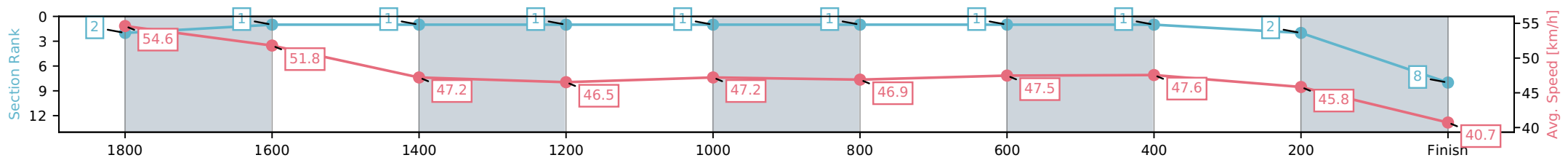
NZ Metropolitan Trotting Club Inc Harness
 Race 5: OWNTHETHRILL.CO.NZ "CHECK IT OUT" MOBILE
 PACE - 1980m



25 February 2026 - 6:25PM

Weather: Fine

Section	L1980	L1800	L1600	L1400	L1200	L1000	L800	L600	L400	L200
Section Times	2:31.10 (0:11.34)	2:19.76 [1] (0:14.06)	2:05.70 [1] (0:15.40)	1:50.30 [1] (0:15.48)	1:34.82 [1] (0:15.37)	1:19.45 [1] (0:15.47)	1:03.98 [1] (0:15.16)	0:48.81 [1] (0:15.30)	0:33.51 [2] (0:15.82)	0:17.68 [8] (0:17.68)
Average Speed [km/h]	54.6	51.8	47.2	46.5	47.2	46.9	47.5	47.6	45.8	40.7
Top Speed [km/h]	55.5	54.4	48.5	47.3	47.9	47.9	48.6	48.0	47.5	42.7
Avg. Dist. to Rail [m]	5.1	2.0	1.4	3.2	1.1	1.1	1.5	1.7	1.3	3.7



[] Ranking at each section and finish
 -:-:- No data available at this section
 NA No data available

Horse/Jockey Name	Connie Golightly/G D O'Reilly
Finish Rank	9
Fastest Section Time (Section)	0:14.34 (800-600)
Top Speed [km/h] (Section)	51.5 (800-600)
Race State	Finished



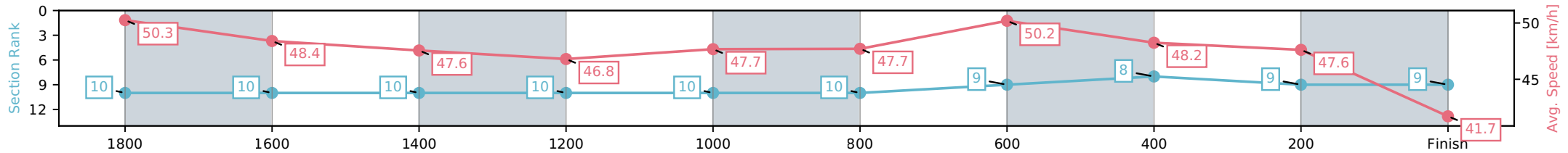
NZ Metropolitan Trotting Club Inc Harness
 Race 5: OWNTHETHRILL.CO.NZ "CHECK IT OUT" MOBILE
 PACE - 1980m



25 February 2026 - 6:25PM

Weather: Fine

Section	L1980	L1800	L1600	L1400	L1200	L1000	L800	L600	L400	L200
Section Times	2:31.30 (0:12.39)	2:18.91 [10] (0:15.02)	2:03.88 [10] (0:15.43)	1:48.46 [10] (0:15.39)	1:33.07 [10] (0:15.50)	1:17.57 [10] (0:15.48)	1:02.09 [9] (0:14.34)	0:47.74 [8] (0:15.06)	0:32.69 [9] (0:15.43)	0:17.26 [9] (0:17.26)
Average Speed [km/h]	50.3	48.4	47.6	46.8	47.7	47.7	50.2	48.2	47.6	41.7
Top Speed [km/h]	51.5	49.4	48.8	48.1	48.5	49.3	51.5	48.8	48.5	45.9
Avg. Dist. to Rail [m]	7.1	1.9	2.7	5.1	3.2	3.5	2.7	1.2	3.4	7.2



- [] Ranking at each section and finish
- :-:- No data available at this section
- NA No data available

Horse/Jockey Name	Ryella/M J Williamson
Finish Rank	10
Fastest Section Time (Section)	0:14.38 (1800-1600)
Top Speed [km/h] (Section)	55.0 (1980 - 1800)
Race State	Finished



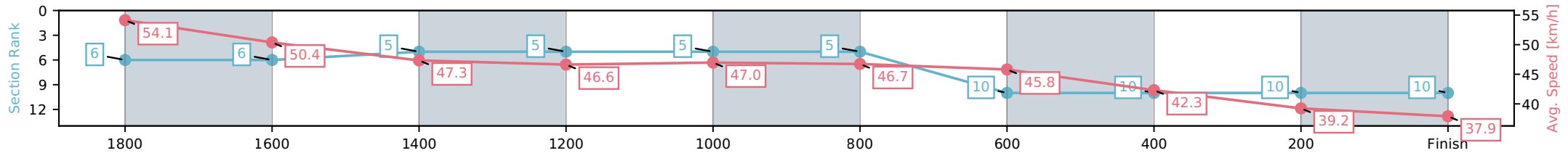
NZ Metropolitan Trotting Club Inc Harness
 Race 5: OWNTHETHRILL.CO.NZ "CHECK IT OUT" MOBILE
 PACE - 1980m



25 February 2026 - 6:25PM

Weather: Fine

Section	L1980	L1800	L1600	L1400	L1200	L1000	L800	L600	L400	L200
Section Times	2:38.30 (0:11.81)	2:26.49 [6] (0:14.38)	2:12.10 [5] (0:15.35)	1:56.75 [5] (0:15.44)	1:41.32 [5] (0:15.44)	1:25.88 [5] (0:15.53)	1:10.35 [10] (0:15.72)	0:54.64 [10] (0:17.22)	0:37.42 [10] (0:18.47)	0:18.95 [10] (0:18.95)
Average Speed [km/h]	54.1	50.4	47.3	46.6	47.0	46.7	45.8	42.3	39.2	37.9
Top Speed [km/h]	55.0	53.6	48.2	47.8	48.3	48.4	46.7	43.9	40.6	39.4
Avg. Dist. to Rail [m]	1.1	1.0	1.3	3.0	0.9	1.2	1.1	1.5	1.3	4.5



- [] Ranking at each section and finish
- :-:- No data available at this section
- NA No data available

Horse/Jockey Name	Kotare Rata/S J Thornley
Finish Rank	11
Fastest Section Time (Section)	0:14.30 (1800-1600)
Top Speed [km/h] (Section)	55.2 (1980 - 1800)
Race State	Finished



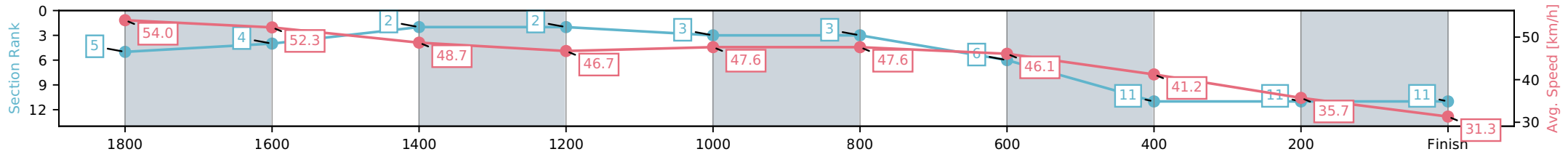
NZ Metropolitan Trotting Club Inc Harness
 Race 5: OWNTHETHRILL.CO.NZ "CHECK IT OUT" MOBILE
 PACE - 1980m



25 February 2026 - 6:25PM

Weather: Fine

Section	L1980	L1800	L1600	L1400	L1200	L1000	L800	L600	L400	L200
Section Times	2:44.40 (0:11.59)	2:32.81 [4] (0:14.30)	2:18.52 [2] (0:15.27)	2:03.25 [2] (0:15.41)	1:47.84 [3] (0:15.52)	1:32.32 [3] (0:15.46)	1:16.86 [6] (0:15.62)	1:01.23 [11] (0:17.92)	0:43.31 [11] (0:20.45)	0:22.86 [11] (0:22.86)
Average Speed [km/h]	54.0	52.3	48.7	46.7	47.6	47.6	46.1	41.2	35.7	31.3
Top Speed [km/h]	55.2	55.2	50.8	47.5	49.0	49.0	47.1	44.5	38.3	34.5
Avg. Dist. to Rail [m]	10.7	5.5	4.0	5.0	3.2	3.0	3.2	3.6	2.2	3.6



[] Ranking at each section and finish
 -:-:- No data available at this section
 NA No data available

Horse/Jockey Name	Special Edition/K G Cameron
Finish Rank	12
Fastest Section Time (Section)	0:15.40 (1800-1600)
Top Speed [km/h] (Section)	48.3 (1800-1600)
Race State	Finished



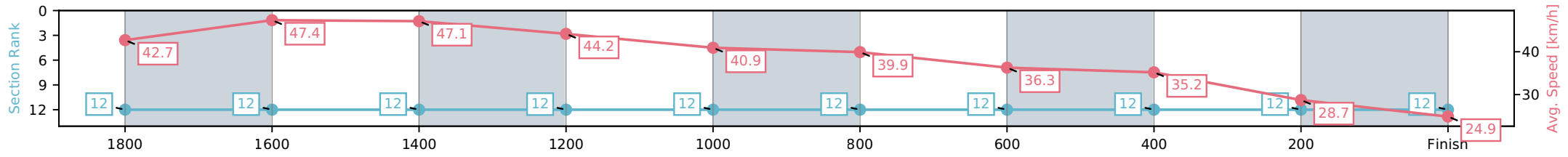
NZ Metropolitan Trotting Club Inc Harness
 Race 5: OWNTHETHRILL.CO.NZ "CHECK IT OUT" MOBILE
 PACE - 1980m



25 February 2026 - 6:25PM

Weather: Fine

Section	L1980	L1800	L1600	L1400	L1200	L1000	L800	L600	L400	L200
Section Times	3:12.50 (0:14.76)	2:57.74 [12] (0:15.40)	2:42.34 [12] (0:15.42)	2:26.93 [12] (0:16.30)	2:10.63 [12] (0:17.76)	1:52.87 [12] (0:18.23)	1:34.64 [12] (0:19.85)	1:14.80 [12] (0:20.68)	0:54.12 [12] (0:25.33)	0:28.78 [12] (0:28.78)
Average Speed [km/h]	42.7	47.4	47.1	44.2	40.9	39.9	36.3	35.2	28.7	24.9
Top Speed [km/h]	47.6	48.3	48.0	47.2	42.8	43.0	36.7	36.1	33.1	26.5
Avg. Dist. to Rail [m]	9.5	2.6	1.4	3.4	1.2	1.6	2.5	1.6	1.9	2.1



[] Ranking at each section and finish
 -:-:- No data available at this section
 NA No data available