



NZ Metropolitan Trotting Club Inc Harness

Race 6: DIAMOND RACING LOT 78 SHARES AVAILABLE MOBILE PACE - 1980m

25 February 2026 - 7:00PM



Weather: Fine

Field Times	2:27.12	2:15.83	2:01.49	1:46.03	1:30.65	1:14.96	0:59.27	0:44.28
(Race Tempo)	(0:11.29)	(0:14.34)	(0:15.46)	(0:15.38)	(0:15.69)	(0:15.69)	(0:14.99)	(0:15.13)

Rank	TAB#	Horse	Overall Time	First 400m	Top Speed km/h (Section)	L1980	L1800	L1600	L1400	L1200	L1000	L800	L600
	(BAR#)	Driver	Margin (DT-W)	Last 600m	Fastest Section (Time)	Start - 1800	1800 - 1600	1600 - 1400	1400 - 1200	1200 - 1000	1000 - 800	800 - 600	600 - 400
1	4	Changeforthebeta	2:27.12	0:28.28	55.1 (1980 - 1800)	2:27.12	2:15.60 [3]	2:00.86 [3]	1:46.03 [1]	1:30.65 [1]	1:14.96 [1]	0:59.27 [1]	0:44.28 [1]
	(4)	S J Ottley		0:44.28	200-0 (0:14.57)	(0:11.52)	(0:14.74)	(0:14.83)	(0:15.38)	(0:15.69)	(0:15.69)	(0:14.99)	(0:15.13)
2	11	Radioactive Jaffa	2:27.72	0:28.58	53.2 (200-0)	2:27.72	2:15.30 [8]	2:00.73 [7]	1:45.28 [8]	1:29.85 [9]	1:14.29 [9]	0:58.61 [9]	0:43.64 [9]
	(11)	J C Morrison	3.5L (+0)	0:43.64	200-0 (0:13.94)	(0:12.42)	(0:14.57)	(0:15.45)	(0:15.43)	(0:15.56)	(0:15.69)	(0:14.97)	(0:15.24)
3	1	Wavewatcher	2:28.45	0:28.24	55.4 (1980 - 1800)	2:28.45	2:16.93 [2]	2:02.26 [2]	1:46.68 [3]	1:31.30 [5]	1:15.68 [5]	0:59.97 [5]	0:45.02 [5]
	(1)	M J Williamson	7.8L (-1)	0:45.02	1800-1600 (0:14.67)	(0:11.52)	(0:14.67)	(0:15.58)	(0:15.38)	(0:15.62)	(0:15.71)	(0:14.96)	(0:15.31)
4	2	Playing With Stars	2:28.49	0:28.98	52.6 (1980 - 1800)	2:28.49	2:16.39 [7]	2:01.48 [8]	1:46.25 [7]	1:31.12 [6]	1:15.42 [6]	0:59.70 [6]	0:44.84 [6]
	(2)	John R Dunn	8.0L (+20)	0:44.84	200-0 (0:14.48)	(0:12.10)	(0:14.91)	(0:15.23)	(0:15.13)	(0:15.69)	(0:15.73)	(0:14.86)	(0:15.42)
5	13	Shadow Creek	2:28.55	0:29.46	52.5 (1980 - 1800)	2:28.55	2:15.91 [11]	2:00.80 [10]	1:45.67 [10]	1:30.53 [10]	1:14.87 [10]	0:59.16 [10]	0:44.30 [10]
	(13)	B Weaver	8.4L (+21)	0:44.30	200-0 (0:13.98)	(0:12.64)	(0:15.11)	(0:15.13)	(0:15.14)	(0:15.66)	(0:15.71)	(0:14.86)	(0:15.41)
6	3	Sidorova	2:28.69	0:28.62	54.5 (1980 - 1800)	2:28.69	2:16.93 [4]	2:02.09 [5]	1:46.82 [4]	1:31.65 [4]	1:15.93 [4]	1:00.22 [4]	0:45.36 [4]
	(3)	R D Close	9.2L (+19)	0:45.35	200-0 (0:14.78)	(0:11.76)	(0:14.84)	(0:15.27)	(0:15.17)	(0:15.73)	(0:15.71)	(0:14.86)	(0:15.39)
7	9	The Highlander	2:28.71	0:31.04	51.6 (200-0)	2:28.71	2:15.92 [12]	1:59.53 [14]	1:44.98 [14]	1:30.13 [13]	1:14.64 [13]	0:58.90 [13]	0:43.99 [13]
	(9)	B N Orange	9.3L (+9)	0:43.99	400-200 (0:14.32)	(0:12.79)	(0:16.39)	(0:14.55)	(0:14.85)	(0:15.49)	(0:15.74)	(0:14.91)	(0:15.21)
8	7	Lord Mudrick	2:28.75	0:27.68	56.6 (1980 - 1800)	2:28.75	2:17.46 [1]	2:03.12 [1]	1:47.42 [2]	1:32.04 [2]	1:16.32 [2]	1:00.59 [2]	0:45.57 [3]
	(7)	C A Butt	9.6L (-5)	0:45.57	1800-1600 (0:14.34)	(0:11.29)	(0:14.34)	(0:15.70)	(0:15.37)	(0:15.72)	(0:15.73)	(0:15.02)	(0:15.11)
9	10	Franco Tim	2:28.81	0:28.21	54.8 (1980 - 1800)	2:28.81	2:16.96 [6]	2:02.29 [4]	1:46.70 [6]	1:31.29 [7]	1:15.70 [7]	1:00.00 [7]	0:45.05 [7]
	(10)	G N Thornley	9.9L (+3)	0:45.06	200-0 (0:14.57)	(0:11.85)	(0:14.67)	(0:15.58)	(0:15.41)	(0:15.59)	(0:15.70)	(0:14.95)	(0:15.27)
10	14	Heaven Forbid	2:29.01	0:29.85	52.7 (400-200)	2:29.01	2:16.09 [13]	2:00.83 [11]	1:45.81 [11]	1:30.66 [12]	1:15.00 [12]	0:59.29 [12]	0:44.45 [12]
	(U1)	R E Cameron	11.1L (+20)	0:44.45	200-0 (0:14.26)	(0:12.92)	(0:15.26)	(0:15.02)	(0:15.14)	(0:15.67)	(0:15.70)	(0:14.84)	(0:15.41)

[] Position in running at each section and finish
 TAB# Saddle cloth number
 -:-:- No data available at this section
 BAR# Barrier/Gate Position
 NA No data available
 DNF Did not finish
 DNT Did not track
 DT-W Distance travelled compared to winner in metres

Fastest split
 Fastest section



NZ Metropolitan Trotting Club Inc Harness
 Race 6: DIAMOND RACING LOT 78 SHARES AVAILABLE MOBILE PACE - 1980m
 25 February 2026 - 7:00PM



Weather: Fine

Field Times (Race Tempo) 2:27.12 2:15.83 2:01.49 1:46.03 1:30.65 1:14.96 0:59.27 0:44.28
 (0:11.29) (0:14.34) (0:15.46) (0:15.38) (0:15.69) (0:15.69) (0:14.99) (0:15.13)

Rank	TAB#	Horse	Overall Time	First 400m	Top Speed km/h (Section)	L1980	L1800	L1600	L1400	L1200	L1000	L800	L600
	(BAR#)	Driver	Margin (DT-W)	Last 600m	Fastest Section (Time)	Start - 1800	1800 - 1600	1600 - 1400	1400 - 1200	1200 - 1000	1000 - 800	800 - 600	600 - 400
11	6	Sweet Glory	2:29.04	0:30.54	52.5 (400-200)	2:29.04	2:16.45 [10]	2:00.51 [12]	1:45.55 [13]	1:30.39 [14]	1:14.68 [14]	0:58.97 [14]	0:44.14 [14]
	(6)	A L Lethaby	11.3L (+20)	0:44.13	400-200 (0:14.36)	(0:12.59)	(0:15.94)	(0:14.96)	(0:15.16)	(0:15.71)	(0:15.72)	(0:14.82)	(0:15.32)
12	12	Judgement Bay	2:29.09	0:29.11	53.7 (1980 - 1800)	2:29.09	2:16.66 [9]	2:01.66 [9]	1:46.50 [9]	1:31.37 [8]	1:15.71 [8]	0:59.98 [8]	0:45.13 [8]
	(12)	S J Thornley	11.6L (+22)	0:45.12	200-0 (0:14.82)	(0:12.43)	(0:15.00)	(0:15.15)	(0:15.14)	(0:15.66)	(0:15.72)	(0:14.86)	(0:15.40)
13	8	Gatecrasher	2:29.09	0:30.74	51.0 (400-200)	2:29.09	2:16.16 [14]	2:00.25 [13]	1:45.79 [12]	1:30.87 [11]	1:15.38 [11]	0:59.68 [11]	0:44.70 [11]
	(8)	G D Smith	11.6L (+12)	0:44.70	1600-1400 (0:14.46)	(0:12.93)	(0:15.91)	(0:14.46)	(0:14.92)	(0:15.49)	(0:15.70)	(0:14.97)	(0:15.29)
14	5	Stubing	2:29.88	0:28.69	53.5 (1980 - 1800)	2:29.88	2:18.06 [5]	2:03.17 [6]	1:47.81 [5]	1:33.16 [3]	1:17.41 [3]	1:01.70 [3]	0:46.85 [2]
	(5)	S J Tomlinson	16.2L (+21)	0:46.85	1400-1200 (0:14.64)	(0:11.82)	(0:14.89)	(0:15.36)	(0:14.64)	(0:15.75)	(0:15.71)	(0:14.85)	(0:15.46)

[] Position in running at each section and finish TAB# Saddle cloth number

Fastest split

-:--:-- No data available at this section

BAR# Barrier/Gate Position

Fastest section

NA No data available

DNF Did not finish

DNT Did not track

DT-W Distance travelled compared to winner in metres



NZ Metropolitan Trotting Club Inc Harness
 Race 6: DIAMOND RACING LOT 78 SHARES AVAILABLE MOBILE PACE - 1980m
 25 February 2026 - 7:00PM



Weather: Fine

Field Times 0:29.15 0:14.57
 (Race Tempo) (0:14.58) (0:14.57)

Rank	TAB#	Horse	Overall Time	First 400m	Top Speed km/h (Section)	L400	L200						
	(BAR#)	Driver	Margin (DT-W)	Last 600m	Fastest Section (Time)	400 - 200	200 - Finish						
1	4	Changeforthebeta	2:27.12	0:28.28	55.1 (1980 - 1800)	0:29.15 [1]	0:14.57 [1]						
	(4)	S J Ottley		0:44.28	200-0 (0:14.57)	(0:14.58)	(0:14.57)						
2	11	Radioactive Jaffa	2:27.72	0:28.58	53.2 (200-0)	0:28.40 [8]	0:13.94 [4]						
	(11)	J C Morrison	3.5L (+0)	0:43.64	200-0 (0:13.94)	(0:14.46)	(0:13.94)						
3	1	Wavewatcher	2:28.45	0:28.24	55.4 (1980 - 1800)	0:29.71 [5]	0:14.79 [3]						
	(1)	M J Williamson	7.8L (-1)	0:45.02	1800-1600 (0:14.67)	(0:14.92)	(0:14.79)						
4	2	Playing With Stars	2:28.49	0:28.98	52.6 (1980 - 1800)	0:29.42 [7]	0:14.48 [6]						
	(2)	John R Dunn	8.0L (+20)	0:44.84	200-0 (0:14.48)	(0:14.94)	(0:14.48)						
5	13	Shadow Creek	2:28.55	0:29.46	52.5 (1980 - 1800)	0:28.89 [10]	0:13.98 [12]						
	(13)	B Weaver	8.4L (+21)	0:44.30	200-0 (0:13.98)	(0:14.91)	(0:13.98)						
6	3	Sidorova	2:28.69	0:28.62	54.5 (1980 - 1800)	0:29.96 [4]	0:14.78 [5]						
	(3)	R D Close	9.2L (+19)	0:45.35	200-0 (0:14.78)	(0:15.18)	(0:14.78)						
7	9	The Highlander	2:28.71	0:31.04	51.6 (200-0)	0:28.78 [12]	0:14.46 [9]						
	(9)	B N Orange	9.3L (+9)	0:43.99	400-200 (0:14.32)	(0:14.32)	(0:14.46)						
8	7	Lord Mudrick	2:28.75	0:27.68	56.6 (1980 - 1800)	0:30.46 [2]	0:15.36 [2]						
	(7)	C A Butt	9.6L (-5)	0:45.57	1800-1600 (0:14.34)	(0:15.10)	(0:15.36)						
9	10	Franco Tim	2:28.81	0:28.21	54.8 (1980 - 1800)	0:29.79 [6]	0:14.57 [8]						
	(10)	G N Thornley	9.9L (+3)	0:45.06	200-0 (0:14.57)	(0:15.22)	(0:14.57)						
10	14	Heaven Forbid	2:29.01	0:29.85	52.7 (400-200)	0:29.05 [13]	0:14.26 [14]						
	(U1)	R E Cameron	11.1L (+20)	0:44.45	200-0 (0:14.26)	(0:14.78)	(0:14.26)						

[] Position in running at each section and finish TAB# Saddle cloth number

Fastest split

-:-:- No data available at this section

BAR# Barrier/Gate Position

Fastest section

NA No data available

DNF Did not finish

DNT Did not track

DT-W Distance travelled compared to winner in metres



NZ Metropolitan Trotting Club Inc Harness
 Race 6: DIAMOND RACING LOT 78 SHARES AVAILABLE MOBILE PACE - 1980m
 25 February 2026 - 7:00PM



Weather: Fine

Field Times 0:29.15 0:14.57
 (Race Tempo) (0:14.58) (0:14.57)

Rank	TAB#	Horse	Overall Time	First 400m	Top Speed km/h (Section)	L400	L200						
	(BAR#)	Driver	Margin (DT-W)	Last 600m	Fastest Section (Time)	400 - 200	200 - Finish						
11	6	Sweet Glory	2:29.04	0:30.54	52.5 (400-200)	0:28.82 [14]	0:14.45 [13]						
	(6)	A L Lethaby	11.3L (+20)	0:44.13	400-200 (0:14.36)	(0:14.36)	(0:14.45)						
12	12	Judgement Bay	2:29.09	0:29.11	53.7 (1980 - 1800)	0:29.72 [9]	0:14.82 [10]						
	(12)	S J Thornley	11.6L (+22)	0:45.12	200-0 (0:14.82)	(0:14.90)	(0:14.82)						
13	8	Gatecrasher	2:29.09	0:30.74	51.0 (400-200)	0:29.41 [11]	0:14.63 [11]						
	(8)	G D Smith	11.6L (+12)	0:44.70	1600-1400 (0:14.46)	(0:14.78)	(0:14.63)						
14	5	Stubing	2:29.88	0:28.69	53.5 (1980 - 1800)	0:31.39 [3]	0:15.68 [7]						
	(5)	S J Tomlinson	16.2L (+21)	0:46.85	1400-1200 (0:14.64)	(0:15.71)	(0:15.68)						

[] Position in running at each section and finish TAB# Saddle cloth number
 -:-:- No data available at this section BAR# Barrier/Gate Position
 NA No data available DNF Did not finish
 DNT Did not track DT-W Distance travelled compared to winner in metres

Fastest split
 Fastest section

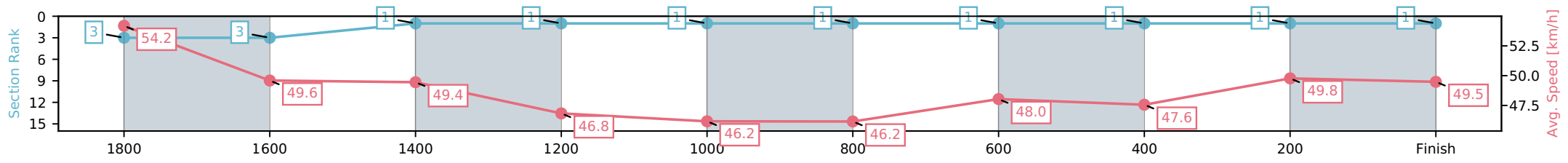
Horse/Jockey Name	Changeforthebeta/S J Ottley
Finish Rank	1
Fastest Section Time (Section)	0:14.57 (200-0)
Top Speed [km/h] (Section)	55.1 (1980 - 1800)
Race State	Finished



NZ Metropolitan Trotting Club Inc Harness
 Race 6: DIAMOND RACING LOT 78 SHARES AVAILABLE
 MOBILE PACE - 1980m
 25 February 2026 - 7:00PM
 Weather: Fine



Section	L1980	L1800	L1600	L1400	L1200	L1000	L800	L600	L400	L200
Section Times	2:27.12 (0:11.52)	2:15.60 [3] (0:14.74)	2:00.86 [1] (0:14.83)	1:46.03 [1] (0:15.38)	1:30.65 [1] (0:15.69)	1:14.96 [1] (0:15.69)	0:59.27 [1] (0:14.99)	0:44.28 [1] (0:15.13)	0:29.15 [1] (0:14.58)	0:14.57 [1] (0:14.57)
Average Speed [km/h]	54.2	49.6	49.4	46.8	46.2	46.2	48.0	47.6	49.8	49.5
Top Speed [km/h]	55.1	53.0	50.1	49.3	47.9	47.7	48.3	48.3	51.0	50.8
Avg. Dist. to Rail [m]	4.6	2.4	2.4	2.9	0.9	0.9	1.0	0.4	1.5	3.6



[] Ranking at each section and finish
 -:-:- No data available at this section
 NA No data available

Horse/Jockey Name	Radioactive Jaffa/J C Morrison
Finish Rank	2
Fastest Section Time (Section)	0:13.94 (200-0)
Top Speed [km/h] (Section)	53.2 (200-0)
Race State	Finished



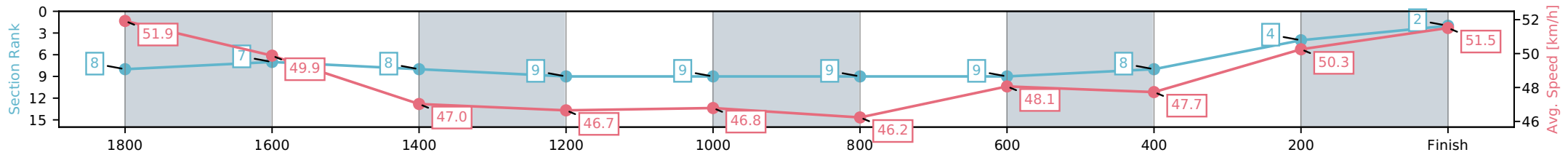
NZ Metropolitan Trotting Club Inc Harness
 Race 6: DIAMOND RACING LOT 78 SHARES AVAILABLE
 MOBILE PACE - 1980m



25 February 2026 - 7:00PM

Weather: Fine

Section	L1980	L1800	L1600	L1400	L1200	L1000	L800	L600	L400	L200
Section Times	2:27.72 (0:12.42)	2:15.30 [7] (0:14.57)	2:00.73 [8] (0:15.45)	1:45.28 [9] (0:15.43)	1:29.85 [9] (0:15.56)	1:14.29 [9] (0:15.69)	0:58.61 [9] (0:14.97)	0:43.64 [8] (0:15.24)	0:28.40 [4] (0:14.46)	0:13.94 [2] (0:13.94)
Average Speed [km/h]	51.9	49.9	47.0	46.7	46.8	46.2	48.1	47.7	50.3	51.5
Top Speed [km/h]	52.6	52.3	48.2	47.5	47.9	48.6	48.9	49.9	52.8	53.2
Avg. Dist. to Rail [m]	3.4	1.9	1.3	2.7	1.3	1.3	1.3	1.3	1.3	0.9



- [] Ranking at each section and finish
- :-:- No data available at this section
- NA No data available

Horse/Jockey Name	Wavewatcher/M J Williamson
Finish Rank	3
Fastest Section Time (Section)	0:14.67 (1800-1600)
Top Speed [km/h] (Section)	55.4 (1980 - 1800)
Race State	Finished



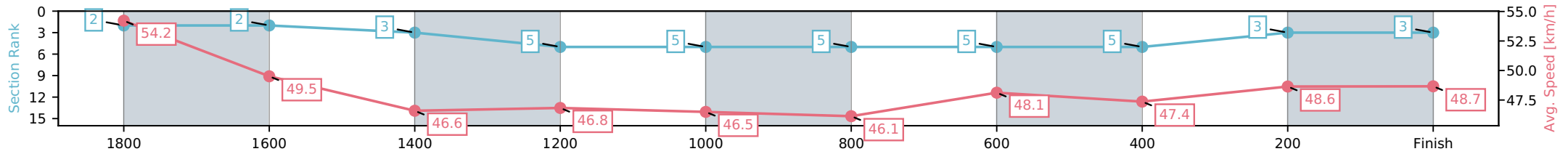
NZ Metropolitan Trotting Club Inc Harness
 Race 6: DIAMOND RACING LOT 78 SHARES AVAILABLE
 MOBILE PACE - 1980m



25 February 2026 - 7:00PM

Weather: Fine

Section	L1980	L1800	L1600	L1400	L1200	L1000	L800	L600	L400	L200
Section Times	2:28.45 (0:11.52)	2:16.93 [2] (0:14.67)	2:02.26 [3] (0:15.58)	1:46.68 [5] (0:15.38)	1:31.30 [5] (0:15.62)	1:15.68 [5] (0:15.71)	0:59.97 [5] (0:14.96)	0:45.02 [5] (0:15.31)	0:29.71 [3] (0:14.92)	0:14.79 [3] (0:14.79)
Average Speed [km/h]	54.2	49.5	46.6	46.8	46.5	46.1	48.1	47.4	48.6	48.7
Top Speed [km/h]	55.4	53.1	47.2	47.8	47.6	48.4	48.8	48.1	49.7	49.6
Avg. Dist. to Rail [m]	1.1	1.4	1.2	2.7	1.1	1.1	1.0	1.1	1.6	4.6



- [] Ranking at each section and finish
- :-:- No data available at this section
- NA No data available

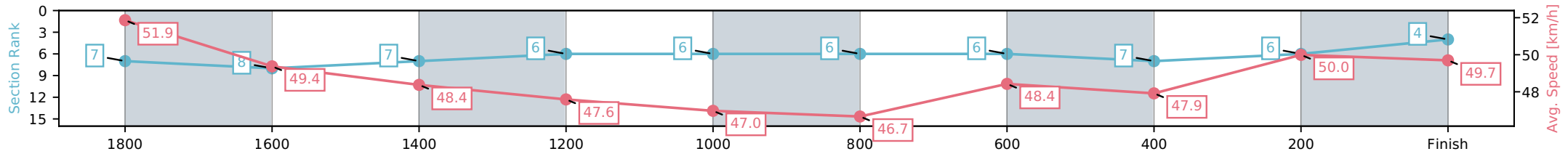
Horse/Jockey Name	Playing With Stars/John R Dunn
Finish Rank	4
Fastest Section Time (Section)	0:14.48 (200-0)
Top Speed [km/h] (Section)	52.6 (1980 - 1800)
Race State	Finished



NZ Metropolitan Trotting Club Inc Harness
 Race 6: DIAMOND RACING LOT 78 SHARES AVAILABLE
 MOBILE PACE - 1980m
 25 February 2026 - 7:00PM
 Weather: Fine



Section	L1980	L1800	L1600	L1400	L1200	L1000	L800	L600	L400	L200
Section Times	2:28.49 (0:12.10)	2:16.39 [8] (0:14.91)	2:01.48 [7] (0:15.23)	1:46.25 [6] (0:15.13)	1:31.12 [6] (0:15.69)	1:15.42 [6] (0:15.73)	0:59.70 [6] (0:14.86)	0:44.84 [7] (0:15.42)	0:29.42 [6] (0:14.94)	0:14.48 [4] (0:14.48)
Average Speed [km/h]	51.9	49.4	48.4	47.6	47.0	46.7	48.4	47.9	50.0	49.7
Top Speed [km/h]	52.6	52.4	49.0	48.4	48.3	48.6	48.9	49.9	50.8	50.9
Avg. Dist. to Rail [m]	3.1	3.3	3.1	4.5	2.9	2.7	2.7	3.4	5.7	7.6



[] Ranking at each section and finish
 -:-:- No data available at this section
 NA No data available

Horse/Jockey Name	Shadow Creek/B Weaver
Finish Rank	5
Fastest Section Time (Section)	0:13.98 (200-0)
Top Speed [km/h] (Section)	52.5 (1980 - 1800)
Race State	Finished



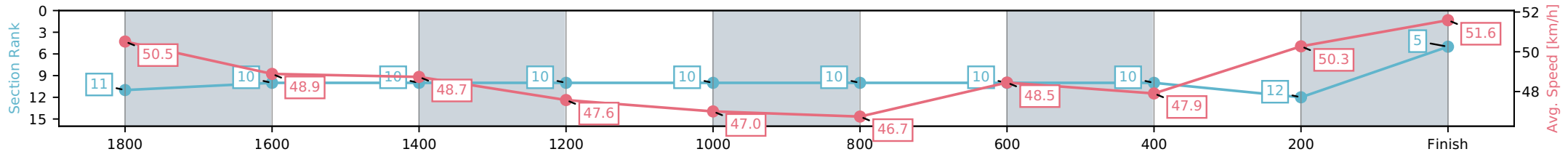
NZ Metropolitan Trotting Club Inc Harness
 Race 6: DIAMOND RACING LOT 78 SHARES AVAILABLE
 MOBILE PACE - 1980m



25 February 2026 - 7:00PM

Weather: Fine

Section	L1980	L1800	L1600	L1400	L1200	L1000	L800	L600	L400	L200
Section Times	2:28.55 (0:12.64)	2:15.91 [10] (0:15.11)	2:00.80 [10] (0:15.13)	1:45.67 [10] (0:15.14)	1:30.53 [10] (0:15.66)	1:14.87 [10] (0:15.71)	0:59.16 [10] (0:14.86)	0:44.30 [10] (0:15.41)	0:28.89 [12] (0:14.91)	0:13.98 [5] (0:13.98)
Average Speed [km/h]	50.5	48.9	48.7	47.6	47.0	46.7	48.5	47.9	50.3	51.6
Top Speed [km/h]	52.5	50.3	49.6	48.6	48.6	48.8	49.1	49.9	51.6	51.9
Avg. Dist. to Rail [m]	6.5	4.3	3.2	4.5	2.8	2.7	3.0	3.3	6.4	10.0



[] Ranking at each section and finish
 -:-:- No data available at this section
 NA No data available

Horse/Jockey Name	Sidorova/R D Close
Finish Rank	6
Fastest Section Time (Section)	0:14.78 (200-0)
Top Speed [km/h] (Section)	54.5 (1980 - 1800)
Race State	Finished



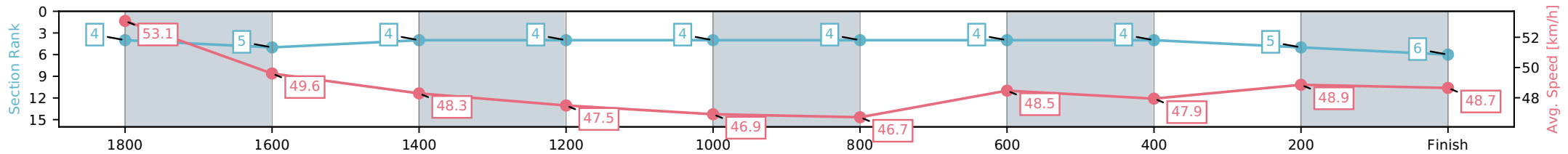
NZ Metropolitan Trotting Club Inc Harness
 Race 6: DIAMOND RACING LOT 78 SHARES AVAILABLE
 MOBILE PACE - 1980m



25 February 2026 - 7:00PM

Weather: Fine

Section	L1980	L1800	L1600	L1400	L1200	L1000	L800	L600	L400	L200
Section Times	2:28.69 (0:11.76)	2:16.93 [5] (0:14.84)	2:02.09 [4] (0:15.27)	1:46.82 [4] (0:15.17)	1:31.65 [4] (0:15.73)	1:15.93 [4] (0:15.71)	1:00.22 [4] (0:14.86)	0:45.36 [4] (0:15.39)	0:29.96 [5] (0:15.18)	0:14.78 [6] (0:14.78)
Average Speed [km/h]	53.1	49.6	48.3	47.5	46.9	46.7	48.5	47.9	48.9	48.7
Top Speed [km/h]	54.5	51.7	49.7	48.3	47.8	48.5	48.8	49.4	49.9	50.0
Avg. Dist. to Rail [m]	4.1	3.3	3.2	4.5	3.0	2.7	2.7	3.4	4.4	6.0



- [] Ranking at each section and finish
- :-:- No data available at this section
- NA No data available

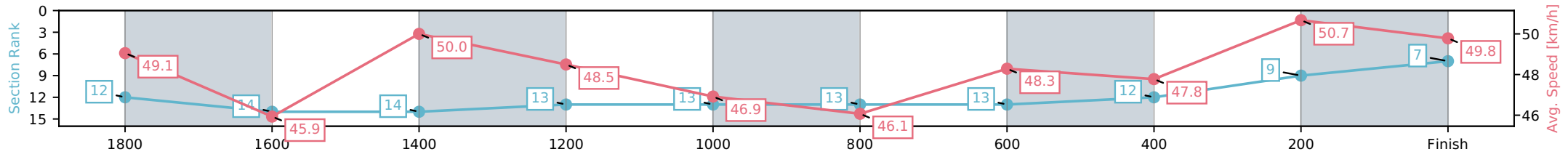
Horse/Jockey Name	The Highlander/B N Orange
Finish Rank	7
Fastest Section Time (Section)	0:14.32 (400-200)
Top Speed [km/h] (Section)	51.6 (200-0)
Race State	Finished



NZ Metropolitan Trotting Club Inc Harness
 Race 6: DIAMOND RACING LOT 78 SHARES AVAILABLE
 MOBILE PACE - 1980m
 25 February 2026 - 7:00PM
 Weather: Fine



Section	L1980	L1800	L1600	L1400	L1200	L1000	L800	L600	L400	L200
Section Times	2:28.71 (0:12.79)	2:15.92 [14] (0:16.39)	1:59.53 [14] (0:14.55)	1:44.98 [13] (0:14.85)	1:30.13 [13] (0:15.49)	1:14.64 [13] (0:15.74)	0:58.90 [13] (0:14.91)	0:43.99 [12] (0:15.21)	0:28.78 [9] (0:14.32)	0:14.46 [7] (0:14.46)
Average Speed [km/h]	49.1	45.9	50.0	48.5	46.9	46.1	48.3	47.8	50.7	49.8
Top Speed [km/h]	50.1	49.5	50.7	49.9	48.7	48.9	49.4	50.2	51.5	51.6
Avg. Dist. to Rail [m]	13.8	7.6	1.5	2.8	1.2	1.2	1.5	1.4	1.2	1.4



[] Ranking at each section and finish
 -:-:- No data available at this section
 NA No data available

Horse/Jockey Name	Lord Mudrick/C A Butt
Finish Rank	8
Fastest Section Time (Section)	0:14.34 (1800-1600)
Top Speed [km/h] (Section)	56.6 (1980 - 1800)
Race State	Finished



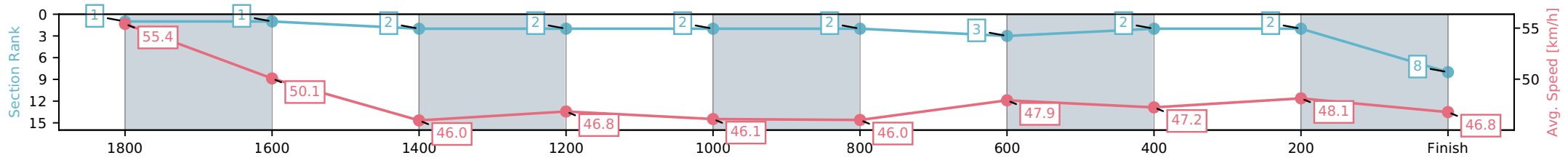
NZ Metropolitan Trotting Club Inc Harness
 Race 6: DIAMOND RACING LOT 78 SHARES AVAILABLE
 MOBILE PACE - 1980m



25 February 2026 - 7:00PM

Weather: Fine

Section	L1980	L1800	L1600	L1400	L1200	L1000	L800	L600	L400	L200
Section Times	2:28.75 (0:11.29)	2:17.46 [1] (0:14.34)	2:03.12 [2] (0:15.70)	1:47.42 [2] (0:15.37)	1:32.04 [2] (0:15.72)	1:16.32 [2] (0:15.73)	1:00.59 [3] (0:15.02)	0:45.57 [2] (0:15.11)	0:30.46 [2] (0:15.10)	0:15.36 [8] (0:15.36)
Average Speed [km/h]	55.4	50.1	46.0	46.8	46.1	46.0	47.9	47.2	48.1	46.8
Top Speed [km/h]	56.6	56.1	47.1	47.8	47.5	48.1	48.4	48.0	48.7	48.1
Avg. Dist. to Rail [m]	8.9	1.2	1.0	2.9	0.9	0.7	1.1	1.1	1.5	2.8



- [] Ranking at each section and finish
- :-:- No data available at this section
- NA No data available

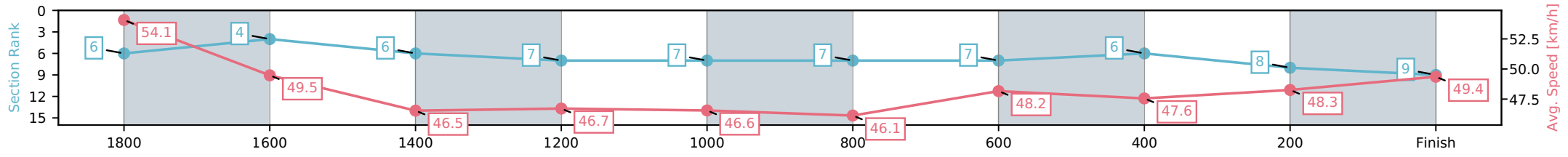
Horse/Jockey Name	Franco Tim/G N Thornley
Finish Rank	9
Fastest Section Time (Section)	0:14.57 (200-0)
Top Speed [km/h] (Section)	54.8 (1980 - 1800)
Race State	Finished



NZ Metropolitan Trotting Club Inc Harness
 Race 6: DIAMOND RACING LOT 78 SHARES AVAILABLE
 MOBILE PACE - 1980m
 25 February 2026 - 7:00PM
 Weather: Fine



Section	L1980	L1800	L1600	L1400	L1200	L1000	L800	L600	L400	L200
Section Times	2:28.81 (0:11.85)	2:16.96 [4] (0:14.67)	2:02.29 [6] (0:15.58)	1:46.70 [7] (0:15.41)	1:31.29 [7] (0:15.59)	1:15.70 [7] (0:15.70)	1:00.00 [7] (0:14.95)	0:45.05 [6] (0:15.27)	0:29.79 [8] (0:15.22)	0:14.57 [9] (0:14.57)
Average Speed [km/h]	54.1	49.5	46.5	46.7	46.6	46.1	48.2	47.6	48.3	49.4
Top Speed [km/h]	54.8	53.5	47.3	47.8	47.7	48.6	48.8	49.7	50.9	50.7
Avg. Dist. to Rail [m]	1.3	1.3	1.1	2.7	1.0	1.0	1.1	1.2	3.3	4.7



[] Ranking at each section and finish
 -:-:- No data available at this section
 NA No data available

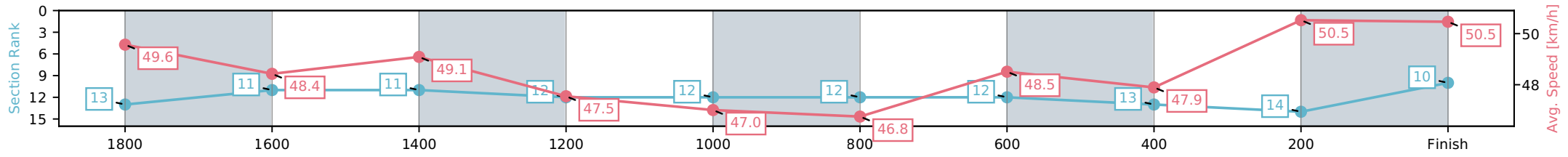
Horse/Jockey Name	Heaven Forbid/R E Cameron
Finish Rank	10
Fastest Section Time (Section)	0:14.26 (200-0)
Top Speed [km/h] (Section)	52.7 (400-200)
Race State	Finished



NZ Metropolitan Trotting Club Inc Harness
 Race 6: DIAMOND RACING LOT 78 SHARES AVAILABLE
 MOBILE PACE - 1980m
 25 February 2026 - 7:00PM
 Weather: Fine



Section	L1980	L1800	L1600	L1400	L1200	L1000	L800	L600	L400	L200
Section Times	2:29.01 (0:12.92)	2:16.09 [11] (0:15.26)	2:00.83 [11] (0:15.02)	1:45.81 [12] (0:15.14)	1:30.66 [12] (0:15.67)	1:15.00 [12] (0:15.70)	0:59.29 [12] (0:14.84)	0:44.45 [13] (0:15.41)	0:29.05 [14] (0:14.78)	0:14.26 [10] (0:14.26)
Average Speed [km/h]	49.6	48.4	49.1	47.5	47.0	46.8	48.5	47.9	50.5	50.5
Top Speed [km/h]	51.3	50.1	50.5	48.8	49.2	48.7	49.1	50.1	52.7	51.9
Avg. Dist. to Rail [m]	7.9	4.6	3.1	4.5	2.8	2.8	3.0	3.3	5.6	6.1



[] Ranking at each section and finish
 -:-:- No data available at this section
 NA No data available

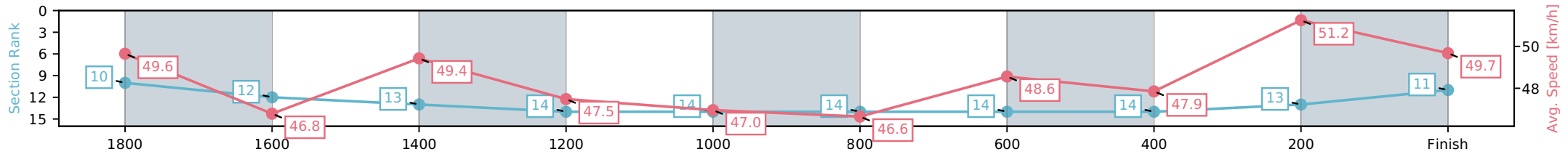
Horse/Jockey Name	Sweet Glory/A L Lethaby
Finish Rank	11
Fastest Section Time (Section)	0:14.36 (400-200)
Top Speed [km/h] (Section)	52.5 (400-200)
Race State	Finished



NZ Metropolitan Trotting Club Inc Harness
 Race 6: DIAMOND RACING LOT 78 SHARES AVAILABLE
 MOBILE PACE - 1980m
 25 February 2026 - 7:00PM
 Weather: Fine



Section	L1980	L1800	L1600	L1400	L1200	L1000	L800	L600	L400	L200
Section Times	2:29.04 (0:12.59)	2:16.45 [12] (0:15.94)	2:00.51 [13] (0:14.96)	1:45.55 [14] (0:15.16)	1:30.39 [14] (0:15.71)	1:14.68 [14] (0:15.72)	0:58.97 [14] (0:14.82)	0:44.14 [14] (0:15.32)	0:28.82 [13] (0:14.36)	0:14.45 [11] (0:14.45)
Average Speed [km/h]	49.6	46.8	49.4	47.5	47.0	46.6	48.6	47.9	51.2	49.7
Top Speed [km/h]	50.7	49.0	51.4	48.5	49.5	48.6	49.3	50.8	52.5	51.4
Avg. Dist. to Rail [m]	9.3	5.7	3.5	4.6	2.9	2.7	3.1	2.7	3.4	3.2



[] Ranking at each section and finish
 -:-:- No data available at this section
 NA No data available

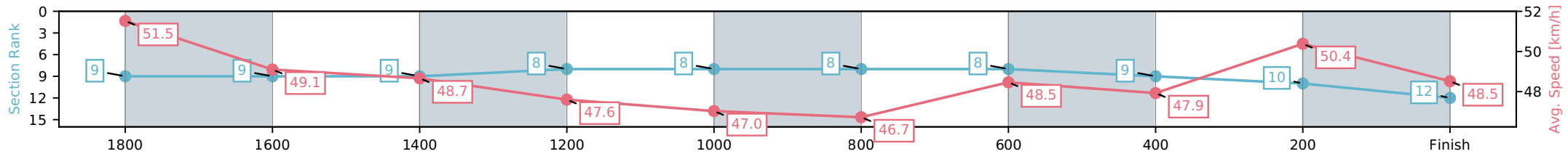
Horse/Jockey Name	Judgement Bay/S J Thornley
Finish Rank	12
Fastest Section Time (Section)	0:14.82 (200-0)
Top Speed [km/h] (Section)	53.7 (1980 - 1800)
Race State	Finished



NZ Metropolitan Trotting Club Inc Harness
 Race 6: DIAMOND RACING LOT 78 SHARES AVAILABLE
 MOBILE PACE - 1980m
 25 February 2026 - 7:00PM
 Weather: Fine



Section	L1980	L1800	L1600	L1400	L1200	L1000	L800	L600	L400	L200
Section Times	2:29.09 (0:12.43)	2:16.66 [9] (0:15.00)	2:01.66 [9] (0:15.15)	1:46.50 [8] (0:15.14)	1:31.37 [8] (0:15.66)	1:15.71 [8] (0:15.72)	0:59.98 [8] (0:14.86)	0:45.13 [9] (0:15.40)	0:29.72 [10] (0:14.90)	0:14.82 [12] (0:14.82)
Average Speed [km/h]	51.5	49.1	48.7	47.6	47.0	46.7	48.5	47.9	50.4	48.5
Top Speed [km/h]	53.7	49.9	49.3	48.6	48.6	48.7	49.0	50.0	51.2	51.0
Avg. Dist. to Rail [m]	5.1	3.8	3.2	4.6	2.9	2.7	2.8	3.4	6.6	9.0



- [] Ranking at each section and finish
- :-:- No data available at this section
- NA No data available

Horse/Jockey Name	Gatecrasher/G D Smith
Finish Rank	13
Fastest Section Time (Section)	0:14.46 (1600-1400)
Top Speed [km/h] (Section)	51.0 (400-200)
Race State	Finished



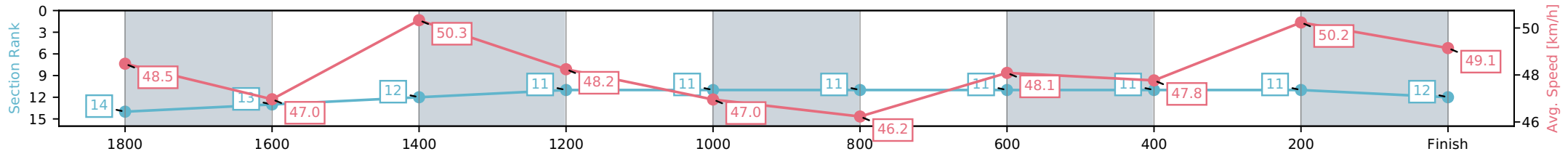
NZ Metropolitan Trotting Club Inc Harness
 Race 6: DIAMOND RACING LOT 78 SHARES AVAILABLE
 MOBILE PACE - 1980m



25 February 2026 - 7:00PM

Weather: Fine

Section	L1980	L1800	L1600	L1400	L1200	L1000	L800	L600	L400	L200
Section Times	2:29.09 (0:12.93)	2:16.16 [13] (0:15.91)	2:00.25 [12] (0:14.46)	1:45.79 [11] (0:14.92)	1:30.87 [11] (0:15.49)	1:15.38 [11] (0:15.70)	0:59.68 [11] (0:14.97)	0:44.70 [11] (0:15.29)	0:29.41 [11] (0:14.78)	0:14.63 [12] (0:14.63)
Average Speed [km/h]	48.5	47.0	50.3	48.2	47.0	46.2	48.1	47.8	50.2	49.1
Top Speed [km/h]	50.2	49.2	50.8	50.5	48.0	48.9	49.1	49.6	51.0	50.7
Avg. Dist. to Rail [m]	11.6	6.1	1.5	2.5	1.3	1.2	1.4	2.0	5.0	7.5



- [] Ranking at each section and finish
- :-:- No data available at this section
- NA No data available

Horse/Jockey Name	Stubing/S J Tomlinson
Finish Rank	14
Fastest Section Time (Section)	0:14.64 (1400-1200)
Top Speed [km/h] (Section)	53.5 (1980 - 1800)
Race State	Finished



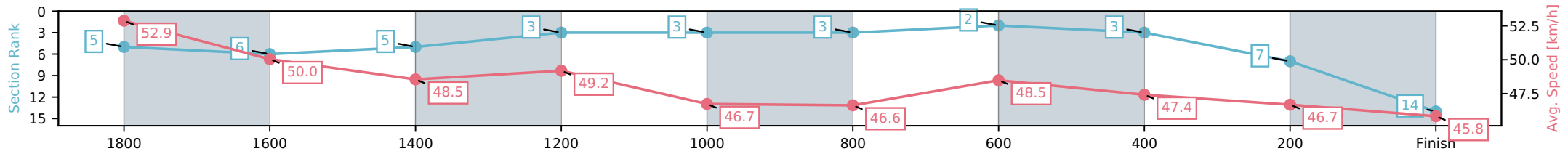
NZ Metropolitan Trotting Club Inc Harness
 Race 6: DIAMOND RACING LOT 78 SHARES AVAILABLE
 MOBILE PACE - 1980m



25 February 2026 - 7:00PM

Weather: Fine

Section	L1980	L1800	L1600	L1400	L1200	L1000	L800	L600	L400	L200
Section Times	2:29.88 (0:11.82)	2:18.06 [6] (0:14.89)	2:03.17 [5] (0:15.36)	1:47.81 [3] (0:14.64)	1:33.16 [3] (0:15.75)	1:17.41 [3] (0:15.71)	1:01.70 [2] (0:14.85)	0:46.85 [3] (0:15.46)	0:31.39 [7] (0:15.71)	0:15.68 [14] (0:15.68)
Average Speed [km/h]	52.9	50.0	48.5	49.2	46.7	46.6	48.5	47.4	46.7	45.8
Top Speed [km/h]	53.5	52.5	50.5	49.5	47.6	48.3	48.8	48.0	47.6	47.3
Avg. Dist. to Rail [m]	6.9	5.0	4.7	6.2	2.8	2.6	2.6	2.6	2.8	2.6



- [] Ranking at each section and finish
- :-:- No data available at this section
- NA No data available