



NZ Metropolitan Trotting Club Inc Harness
 Race 7: DIAMONDRACING.CO.NZ PROVEN WINNERS PACE - 2600m
 25 February 2026 - 7:35PM



Weather: Fine

Field Times (Race Tempo) 3:22.99 (0:16.75) 3:06.25 (0:14.84) 2:51.40 (0:16.07) 2:35.33 (0:15.15) 2:20.18 (0:16.29) 2:03.89 (0:16.60) 1:47.30 (0:15.93) 1:31.36 (0:16.30)

Rank	TAB#	Horse	Overall Time	First 400m	Top Speed km/h (Section)	L2600	L2400	L2200	L2000	L1800	L1600	L1400	L1200
	(BAR#)	Driver	Margin (DT-W)	Last 600m	Fastest Section (Time)	Start - 2400	2400 - 2200	2200 - 2000	2000 - 1800	1800 - 1600	1600 - 1400	1400 - 1200	1200 - 1000
1	5	My Skatjie	3:22.99	0:32.56	53.4 (400-200)	3:22.99	3:05.29 [3]	2:50.43 [3]	2:35.33 [1]	2:20.18 [1]	2:03.89 [1]	1:47.30 [1]	1:31.36 [1]
	(5)	S E O'Reilly		0:43.54	400-200 (0:14.05)	(0:17.70)	(0:14.86)	(0:15.10)	(0:15.15)	(0:16.29)	(0:16.60)	(0:15.93)	(0:16.30)
2	9	Archer	3:23.45	0:31.58	53.3 (400-200)	3:23.45	3:06.70 [1]	2:51.86 [1]	2:35.55 [2]	2:20.28 [2]	2:03.94 [2]	1:47.43 [2]	1:31.47 [2]
	(9)	P T Borcoskie	2.7L (-6)	0:43.62	400-200 (0:14.06)	(0:16.74)	(0:14.84)	(0:16.32)	(0:15.27)	(0:16.33)	(0:16.51)	(0:15.97)	(0:16.31)
3	7	Country Gold	3:23.58	0:33.72	53.2 (400-200)	3:23.58	3:05.18 [7]	2:49.86 [7]	2:34.47 [7]	2:19.37 [7]	2:03.25 [7]	1:46.75 [7]	1:30.99 [6]
	(7)	R E Harrison	3.4L (+15)	0:43.38	200-0 (0:13.98)	(0:18.40)	(0:15.32)	(0:15.39)	(0:15.10)	(0:16.12)	(0:16.49)	(0:15.77)	(0:16.25)
4	6	Santanna Mach	3:23.73	0:32.28	52.1 (400-200)	3:23.73	3:06.19 [2]	2:51.46 [2]	2:35.49 [3]	2:20.21 [3]	2:03.91 [4]	1:47.37 [4]	1:31.44 [4]
	(6)	W J House	4.3L (-4)	0:43.55	200-0 (0:14.18)	(0:17.54)	(0:14.74)	(0:15.96)	(0:15.28)	(0:16.31)	(0:16.54)	(0:15.93)	(0:16.38)
5	2	Jake	3:23.74	0:32.99	52.7 (400-200)	3:23.74	3:05.85 [5]	2:50.75 [5]	2:35.26 [4]	2:20.16 [4]	2:04.10 [3]	1:47.66 [3]	1:31.76 [2]
	(2)	R E Cameron	4.4L (+13)	0:44.12	400-200 (0:14.31)	(0:17.89)	(0:15.10)	(0:15.50)	(0:15.10)	(0:16.06)	(0:16.44)	(0:15.90)	(0:16.27)
6	3	Pacific Thunder	3:23.82	0:33.32	52.7 (400-200)	3:23.82	3:05.79 [6]	2:50.50 [6]	2:35.00 [6]	2:19.93 [6]	2:03.86 [5]	1:47.40 [5]	1:31.52 [5]
	(3)	O G Thornley	4.9L (+14)	0:43.92	400-200 (0:14.29)	(0:18.03)	(0:15.29)	(0:15.50)	(0:15.07)	(0:16.07)	(0:16.46)	(0:15.88)	(0:16.26)
7	8	Midnight Sophia	3:24.26	0:34.03	53.3 (400-200)	3:24.26	3:05.52 [8]	2:50.23 [8]	2:34.86 [8]	2:19.78 [9]	2:03.72 [8]	1:47.23 [9]	1:31.35 [8]
	(8)	M J Williamson	7.5L (+14)	0:43.80	200-0 (0:14.30)	(0:18.74)	(0:15.29)	(0:15.37)	(0:15.08)	(0:16.06)	(0:16.49)	(0:15.88)	(0:16.22)
8	10	Cheeky Red	3:24.37	0:34.40	53.4 (600-400)	3:24.37	3:05.28 [10]	2:49.96 [10]	2:34.62 [10]	2:19.56 [10]	2:03.52 [10]	1:47.05 [10]	1:31.12 [10]
	(U1)	T S Chmiel	8.1L (+15)	0:43.58	200-0 (0:14.00)	(0:19.08)	(0:15.32)	(0:15.34)	(0:15.06)	(0:16.03)	(0:16.47)	(0:15.93)	(0:16.21)
9	4	Hez A Loch	3:24.62	0:34.11	52.8 (200-0)	3:24.62	3:05.80 [9]	2:50.51 [9]	2:35.22 [9]	2:20.27 [8]	2:04.04 [9]	1:47.60 [8]	1:31.61 [9]
	(4)	K G Cameron	9.6L (-9)	0:43.75	200-0 (0:14.05)	(0:18.82)	(0:15.29)	(0:15.30)	(0:14.95)	(0:16.23)	(0:16.44)	(0:15.99)	(0:16.30)
10	1	Louie Vista	3:25.01	0:32.63	51.8 (200-0)	3:25.01	3:07.20 [4]	2:52.37 [4]	2:36.40 [5]	2:21.20 [5]	2:04.86 [6]	1:48.34 [6]	1:32.37 [7]
	(1)	D M Williams	11.8L (-7)	0:44.55	400-200 (0:14.42)	(0:17.81)	(0:14.82)	(0:15.98)	(0:15.20)	(0:16.34)	(0:16.52)	(0:15.98)	(0:16.31)

- [] Position in running at each section and finish
- :-:- No data available at this section
- NA No data available
- DNT Did not track
- TAB# Saddle cloth number
- BAR# Barrier/Gate Position
- DNF Did not finish
- DT-W Distance travelled compared to winner in metres
- Fastest split
- Fastest section



NZ Metropolitan Trotting Club Inc Harness
 Race 7: DIAMONDRACING.CO.NZ PROVEN WINNERS PACE - 2600m
 25 February 2026 - 7:35PM



Weather: Fine

Field Times
 (Race Tempo) 1:15.06 0:59.09 0:43.53 0:28.30 0:14.25
 (0:15.97) (0:15.56) (0:15.24) (0:14.05) (0:14.25)

Rank	TAB#	Horse	Overall Time	First 400m	Top Speed km/h (Section)	L1000	L800	L600	L400	L200			
	(BAR#)	Driver	Margin (DT-W)	Last 600m	Fastest Section (Time)	1000 - 800	800 - 600	600 - 400	400 - 200	200 - Finish			
1	5	My Skatjie	3:22.99	0:32.56	53.4 (400-200)	1:15.06 [1]	0:59.10 [1]	0:43.53 [1]	0:28.30 [2]	0:14.25 [1]			
	(5)	S E O'Reilly		0:43.54	400-200 (0:14.05)	(0:15.97)	(0:15.56)	(0:15.24)	(0:14.05)	(0:14.25)			
2	9	Archer	3:23.45	0:31.58	53.3 (400-200)	1:15.16 [3]	0:59.18 [3]	0:43.63 [3]	0:28.44 [3]	0:14.37 [3]			
	(9)	P T Borcoskie	2.7L (-6)	0:43.62	400-200 (0:14.06)	(0:15.97)	(0:15.55)	(0:15.19)	(0:14.06)	(0:14.37)			
3	7	Country Gold	3:23.58	0:33.72	53.2 (400-200)	1:14.73 [6]	0:58.81 [6]	0:43.38 [6]	0:28.29 [5]	0:13.98 [6]			
	(7)	R E Harrison	3.4L (+15)	0:43.38	200-0 (0:13.98)	(0:15.92)	(0:15.43)	(0:15.09)	(0:14.31)	(0:13.98)			
4	6	Santanna Mach	3:23.73	0:32.28	52.1 (400-200)	1:15.06 [5]	0:59.05 [5]	0:43.55 [5]	0:28.40 [6]	0:14.18 [5]			
	(6)	W J House	4.3L (-4)	0:43.55	200-0 (0:14.18)	(0:16.00)	(0:15.51)	(0:15.15)	(0:14.22)	(0:14.18)			
5	2	Jake	3:23.74	0:32.99	52.7 (400-200)	1:15.49 [2]	0:59.57 [2]	0:44.13 [2]	0:29.05 [1]	0:14.73 [2]			
	(2)	R E Cameron	4.4L (+13)	0:44.12	400-200 (0:14.31)	(0:15.91)	(0:15.44)	(0:15.08)	(0:14.31)	(0:14.73)			
6	3	Pacific Thunder	3:23.82	0:33.32	52.7 (400-200)	1:15.26 [4]	0:59.35 [4]	0:43.92 [4]	0:28.81 [4]	0:14.52 [4]			
	(3)	O G Thornley	4.9L (+14)	0:43.92	400-200 (0:14.29)	(0:15.91)	(0:15.44)	(0:15.11)	(0:14.29)	(0:14.52)			
7	8	Midnight Sophia	3:24.26	0:34.03	53.3 (400-200)	1:15.12 [8]	0:59.21 [8]	0:43.80 [7]	0:28.70 [7]	0:14.30 [7]			
	(8)	M J Williamson	7.5L (+14)	0:43.80	200-0 (0:14.30)	(0:15.92)	(0:15.41)	(0:15.09)	(0:14.41)	(0:14.30)			
8	10	Cheeky Red	3:24.37	0:34.40	53.4 (600-400)	1:14.91 [10]	0:58.98 [10]	0:43.58 [9]	0:28.42 [9]	0:14.00 [9]			
	(U1)	T S Chmiel	8.1L (+15)	0:43.58	200-0 (0:14.00)	(0:15.93)	(0:15.40)	(0:15.15)	(0:14.43)	(0:14.00)			
9	4	Hez A Loch	3:24.62	0:34.11	52.8 (200-0)	1:15.31 [9]	0:59.35 [9]	0:43.75 [10]	0:28.47 [10]	0:14.05 [10]			
	(4)	K G Cameron	9.6L (-9)	0:43.75	200-0 (0:14.05)	(0:15.96)	(0:15.60)	(0:15.28)	(0:14.42)	(0:14.05)			
10	1	Louie Vista	3:25.01	0:32.63	51.8 (200-0)	1:16.05 [7]	1:00.08 [7]	0:44.55 [7]	0:29.21 [8]	0:14.80 [8]			
	(1)	D M Williams	11.8L (-7)	0:44.55	400-200 (0:14.42)	(0:15.97)	(0:15.54)	(0:15.33)	(0:14.42)	(0:14.80)			

[] Position in running at each section and finish TAB# Saddle cloth number

Fastest split

-:-:- No data available at this section

BAR# Barrier/Gate Position

Fastest section

NA No data available

DNF Did not finish

DNT Did not track

DT-W Distance travelled compared to winner in metres

Horse/Jockey Name	My Skatjie/S E O'Reilly
Finish Rank	1
Fastest Section Time (Section)	0:14.05 (400-200)
Top Speed [km/h] (Section)	53.4 (400-200)
Race State	Finished



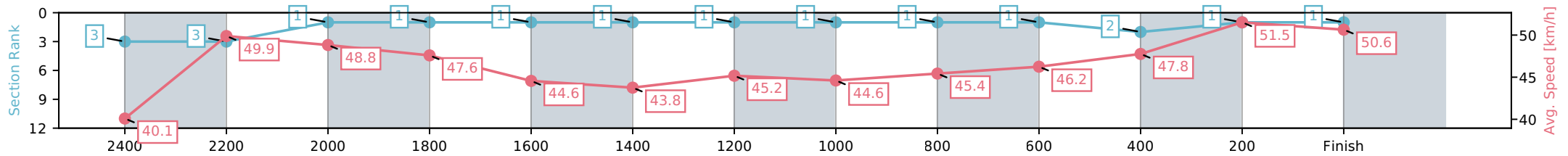
NZ Metropolitan Trotting Club Inc Harness
 Race 7: DIAMONDRACING.CO.NZ PROVEN WINNERS PACE
 - 2600m



25 February 2026 - 7:35PM

Weather: Fine

Section	L2600	L2400	L2200	L2000	L1800	L1600	L1400	L1200	L1000	L800	L600	L400	L200
Section Times	3:22.99 (0:17.70)	3:05.29 [3] (0:14.86)	2:50.43 [1] (0:15.10)	2:35.33 [1] (0:15.15)	2:20.18 [1] (0:16.29)	2:03.89 [1] (0:16.60)	1:47.30 [1] (0:15.93)	1:31.36 [1] (0:16.30)	1:15.06 [1] (0:15.97)	0:59.10 [1] (0:15.56)	0:43.53 [2] (0:15.24)	0:28.30 [1] (0:14.05)	0:14.25 [1] (0:14.25)
Average Speed [km/h]	40.1	49.9	48.8	47.6	44.6	43.8	45.2	44.6	45.4	46.2	47.8	51.5	50.6
Top Speed [km/h]	49.4	50.7	49.4	49.5	45.7	44.3	45.8	46.2	46.5	46.9	49.6	53.4	53.0
Avg. Dist. to Rail [m]	8.1	3.9	3.4	1.4	1.1	1.2	3.0	1.4	1.1	1.6	1.2	1.3	3.1



[] Ranking at each section and finish
 -:-:- No data available at this section
 NA No data available

Horse/Jockey Name	Archer/P T Borcoskie
Finish Rank	2
Fastest Section Time (Section)	0:14.06 (400-200)
Top Speed [km/h] (Section)	53.3 (400-200)
Race State	Finished



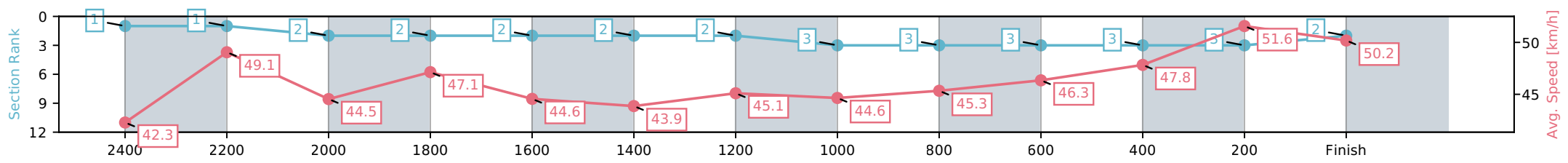
NZ Metropolitan Trotting Club Inc Harness
 Race 7: DIAMOND RACING.CO.NZ PROVEN WINNERS PACE
 - 2600m



25 February 2026 - 7:35PM

Weather: Fine

Section	L2600	L2400	L2200	L2000	L1800	L1600	L1400	L1200	L1000	L800	L600	L400	L200
Section Times	3:23.45 (0:16.74)	3:06.70 [1] (0:14.84)	2:51.86 [2] (0:16.32)	2:35.55 [2] (0:15.27)	2:20.28 [2] (0:16.33)	2:03.94 [2] (0:16.51)	1:47.43 [2] (0:15.97)	1:31.47 [3] (0:16.31)	1:15.16 [3] (0:15.97)	0:59.18 [3] (0:15.55)	0:43.63 [3] (0:15.19)	0:28.44 [3] (0:14.06)	0:14.37 [2] (0:14.37)
Average Speed [km/h]	42.3	49.1	44.5	47.1	44.6	43.9	45.1	44.6	45.3	46.3	47.8	51.6	50.2
Top Speed [km/h]	49.7	50.6	47.2	49.6	45.8	45.0	45.9	46.1	46.6	47.3	50.8	53.3	53.1
Avg. Dist. to Rail [m]	10.8	1.6	1.4	1.3	1.4	1.2	3.1	1.4	1.2	1.7	1.2	1.3	1.9



[] Ranking at each section and finish
 -:-:- No data available at this section
 NA No data available

Horse/Jockey Name	Country Gold/R E Harrison
Finish Rank	3
Fastest Section Time (Section)	0:13.98 (200-0)
Top Speed [km/h] (Section)	53.2 (400-200)
Race State	Finished



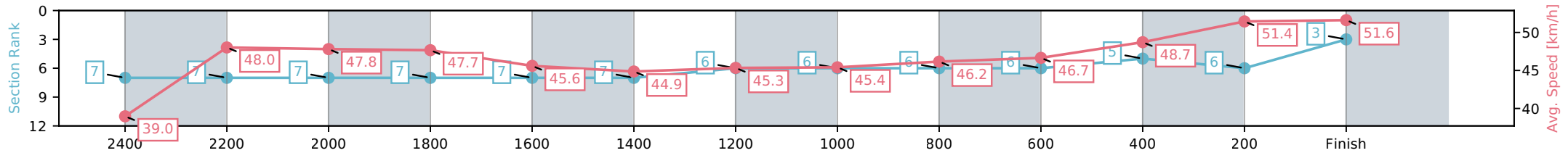
NZ Metropolitan Trotting Club Inc Harness
 Race 7: DIAMOND RACING.CO.NZ PROVEN WINNERS PACE
 - 2600m



25 February 2026 - 7:35PM

Weather: Fine

Section	L2600	L2400	L2200	L2000	L1800	L1600	L1400	L1200	L1000	L800	L600	L400	L200
Section Times	3:23.58 (0:18.40)	3:05.18 [7] (0:15.32)	2:49.86 [7] (0:15.39)	2:34.47 [7] (0:15.10)	2:19.37 [7] (0:16.12)	2:03.25 [7] (0:16.49)	1:46.75 [6] (0:15.77)	1:30.99 [6] (0:16.25)	1:14.73 [6] (0:15.92)	0:58.81 [6] (0:15.43)	0:43.38 [5] (0:15.09)	0:28.29 [6] (0:14.31)	0:13.98 [3] (0:13.98)
Average Speed [km/h]	39.0	48.0	47.8	47.7	45.6	44.9	45.3	45.4	46.2	46.7	48.7	51.4	51.6
Top Speed [km/h]	48.7	49.1	50.8	48.5	47.2	45.9	46.4	47.0	47.5	47.3	51.2	53.2	52.9
Avg. Dist. to Rail [m]	9.8	2.9	2.9	3.5	3.0	3.0	4.6	3.0	2.9	3.5	2.9	3.7	7.1



- [] Ranking at each section and finish
- :-:- No data available at this section
- NA No data available

Horse/Jockey Name	Santanna Mach/W J House
Finish Rank	4
Fastest Section Time (Section)	0:14.18 (200-0)
Top Speed [km/h] (Section)	52.1 (400-200)
Race State	Finished



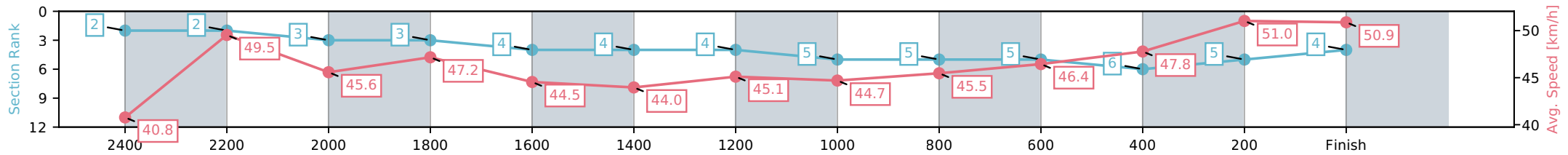
NZ Metropolitan Trotting Club Inc Harness
 Race 7: DIAMONDRACING.CO.NZ PROVEN WINNERS PACE
 - 2600m



25 February 2026 - 7:35PM

Weather: Fine

Section	L2600	L2400	L2200	L2000	L1800	L1600	L1400	L1200	L1000	L800	L600	L400	L200
Section Times	3:23.73 (0:17.54)	3:06.19 [2] (0:14.74)	2:51.46 [3] (0:15.96)	2:35.49 [3] (0:15.28)	2:20.21 [4] (0:16.31)	2:03.91 [4] (0:16.54)	1:47.37 [4] (0:15.93)	1:31.44 [5] (0:16.38)	1:15.06 [5] (0:16.00)	0:59.05 [5] (0:15.51)	0:43.55 [6] (0:15.15)	0:28.40 [5] (0:14.22)	0:14.18 [4] (0:14.18)
Average Speed [km/h]	40.8	49.5	45.6	47.2	44.5	44.0	45.1	44.7	45.5	46.4	47.8	51.0	50.9
Top Speed [km/h]	48.6	50.5	48.0	49.1	46.1	45.1	46.1	46.4	47.3	47.5	50.4	52.1	52.0
Avg. Dist. to Rail [m]	8.3	2.0	1.6	1.6	1.4	1.1	3.2	2.1	1.8	1.6	1.0	1.3	3.8



- [] Ranking at each section and finish
- :-:- No data available at this section
- NA No data available

Horse/Jockey Name	Jake/R E Cameron
Finish Rank	5
Fastest Section Time (Section)	0:14.31 (400-200)
Top Speed [km/h] (Section)	52.7 (400-200)
Race State	Finished



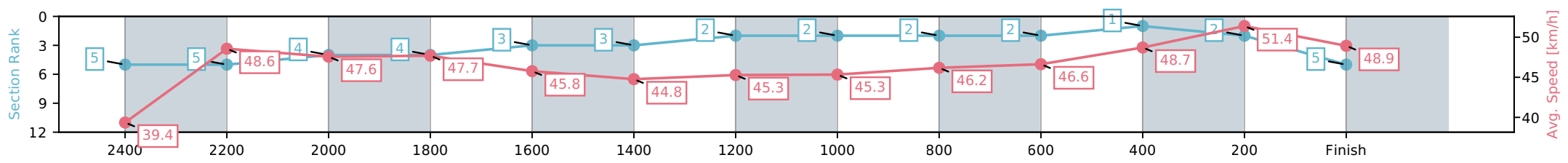
NZ Metropolitan Trotting Club Inc Harness
 Race 7: DIAMONDRACING.CO.NZ PROVEN WINNERS PACE
 - 2600m



25 February 2026 - 7:35PM

Weather: Fine

Section	L2600	L2400	L2200	L2000	L1800	L1600	L1400	L1200	L1000	L800	L600	L400	L200
Section Times	3:23.74 (0:17.89)	3:05.85 [5] (0:15.10)	2:50.75 [4] (0:15.50)	2:35.26 [4] (0:15.10)	2:20.16 [3] (0:16.06)	2:04.10 [3] (0:16.44)	1:47.66 [2] (0:15.90)	1:31.76 [2] (0:16.27)	1:15.49 [2] (0:15.91)	0:59.57 [2] (0:15.44)	0:44.13 [1] (0:15.08)	0:29.05 [2] (0:14.31)	0:14.73 [5] (0:14.73)
Average Speed [km/h]	39.4	48.6	47.6	47.7	45.8	44.8	45.3	45.3	46.2	46.6	48.7	51.4	48.9
Top Speed [km/h]	48.9	49.3	50.4	48.9	47.1	46.6	46.0	46.4	48.3	47.2	50.8	52.7	51.2
Avg. Dist. to Rail [m]	3.9	2.5	3.0	3.3	3.1	2.9	4.5	3.0	2.9	3.3	2.9	3.3	4.5



[] Ranking at each section and finish
 -.-.- No data available at this section
 NA No data available

Horse/Jockey Name	Pacific Thunder/O G Thornley
Finish Rank	6
Fastest Section Time (Section)	0:14.29 (400-200)
Top Speed [km/h] (Section)	52.7 (400-200)
Race State	Finished



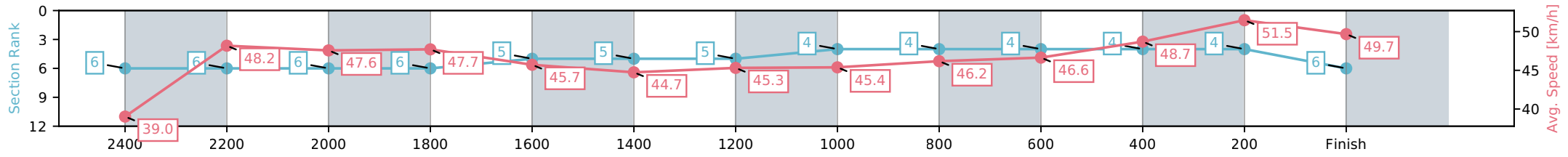
NZ Metropolitan Trotting Club Inc Harness
 Race 7: DIAMONDRACING.CO.NZ PROVEN WINNERS PACE
 - 2600m



25 February 2026 - 7:35PM

Weather: Fine

Section	L2600	L2400	L2200	L2000	L1800	L1600	L1400	L1200	L1000	L800	L600	L400	L200
Section Times	3:23.82 (0:18.03)	3:05.79 [6] (0:15.29)	2:50.50 [6] (0:15.50)	2:35.00 [6] (0:15.07)	2:19.93 [5] (0:16.07)	2:03.86 [5] (0:16.46)	1:47.40 [5] (0:15.88)	1:31.52 [4] (0:16.26)	1:15.26 [4] (0:15.91)	0:59.35 [4] (0:15.44)	0:43.92 [4] (0:15.11)	0:28.81 [4] (0:14.29)	0:14.52 [6] (0:14.52)
Average Speed [km/h]	39.0	48.2	47.6	47.7	45.7	44.7	45.3	45.4	46.2	46.6	48.7	51.5	49.7
Top Speed [km/h]	49.1	49.4	49.9	48.9	48.2	45.6	46.2	46.7	46.9	47.5	50.6	52.7	52.0
Avg. Dist. to Rail [m]	5.8	3.1	3.1	3.4	3.0	3.0	4.6	3.0	2.9	3.4	2.9	3.7	5.9



[] Ranking at each section and finish
 -:-:- No data available at this section
 NA No data available

Horse/Jockey Name	Midnight Sophia/M J Williamson
Finish Rank	7
Fastest Section Time (Section)	0:14.30 (200-0)
Top Speed [km/h] (Section)	53.3 (400-200)
Race State	Finished



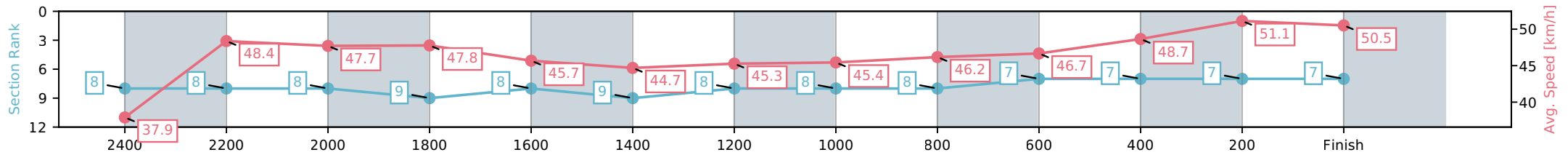
NZ Metropolitan Trotting Club Inc Harness
 Race 7: DIAMOND RACING.CO.NZ PROVEN WINNERS PACE
 - 2600m



25 February 2026 - 7:35PM

Weather: Fine

Section	L2600	L2400	L2200	L2000	L1800	L1600	L1400	L1200	L1000	L800	L600	L400	L200
Section Times	3:24.26 (0:18.74)	3:05.52 [8] (0:15.29)	2:50.23 [8] (0:15.37)	2:34.86 [9] (0:15.08)	2:19.78 [8] (0:16.06)	2:03.72 [9] (0:16.49)	1:47.23 [8] (0:15.88)	1:31.35 [8] (0:16.22)	1:15.12 [8] (0:15.92)	0:59.21 [7] (0:15.41)	0:43.80 [7] (0:15.09)	0:28.70 [7] (0:14.41)	0:14.30 [7] (0:14.30)
Average Speed [km/h]	37.9	48.4	47.7	47.8	45.7	44.7	45.3	45.4	46.2	46.7	48.7	51.1	50.5
Top Speed [km/h]	46.2	49.4	50.7	48.4	47.0	47.2	46.6	47.9	47.6	47.7	51.8	53.3	52.6
Avg. Dist. to Rail [m]	11.5	3.3	2.9	3.5	2.8	2.9	4.6	3.0	2.8	3.4	2.8	3.7	7.3



- [] Ranking at each section and finish
- :-:- No data available at this section
- NA No data available

Horse/Jockey Name	Cheeky Red/T S Chmiel
Finish Rank	8
Fastest Section Time (Section)	0:14.00 (200-0)
Top Speed [km/h] (Section)	53.4 (600-400)
Race State	Finished



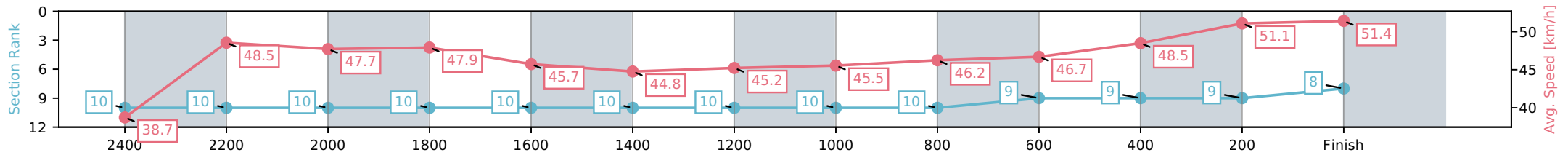
NZ Metropolitan Trotting Club Inc Harness
 Race 7: DIAMONDRACING.CO.NZ PROVEN WINNERS PACE
 - 2600m



25 February 2026 - 7:35PM

Weather: Fine

Section	L2600	L2400	L2200	L2000	L1800	L1600	L1400	L1200	L1000	L800	L600	L400	L200
Section Times	3:24.37 (0:19.08)	3:05.28 [10] (0:15.32)	2:49.96 [10] (0:15.34)	2:34.62 [10] (0:15.06)	2:19.56 [10] (0:16.03)	2:03.52 [10] (0:16.47)	1:47.05 [10] (0:15.93)	1:31.12 [10] (0:16.21)	1:14.91 [10] (0:15.93)	0:58.98 [9] (0:15.40)	0:43.58 [9] (0:15.15)	0:28.42 [9] (0:14.43)	0:14.00 [8] (0:14.00)
Average Speed [km/h]	38.7	48.5	47.7	47.9	45.7	44.8	45.2	45.5	46.2	46.7	48.5	51.1	51.4
Top Speed [km/h]	47.9	49.6	50.6	48.6	47.6	46.5	46.7	47.3	48.2	47.7	53.4	52.3	52.8
Avg. Dist. to Rail [m]	10.0	3.6	3.2	3.5	2.9	3.1	4.7	3.2	3.0	3.4	2.9	3.2	3.9



- [] Ranking at each section and finish
- :-:- No data available at this section
- NA No data available

Horse/Jockey Name	Hez A Loch/K G Cameron
Finish Rank	9
Fastest Section Time (Section)	0:14.05 (200-0)
Top Speed [km/h] (Section)	52.8 (200-0)
Race State	Finished



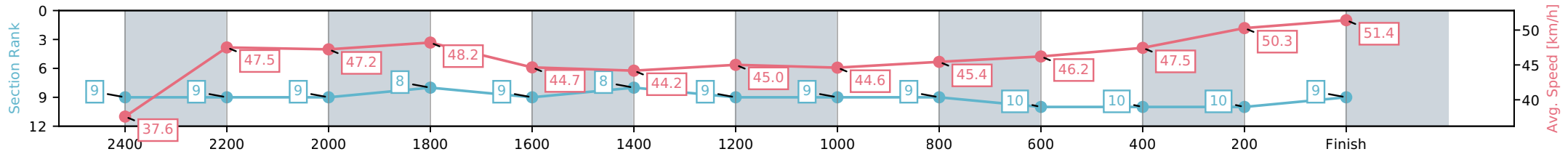
NZ Metropolitan Trotting Club Inc Harness
 Race 7: DIAMOND RACING.CO.NZ PROVEN WINNERS PACE
 - 2600m



25 February 2026 - 7:35PM

Weather: Fine

Section	L2600	L2400	L2200	L2000	L1800	L1600	L1400	L1200	L1000	L800	L600	L400	L200
Section Times	3:24.62 (0:18.82)	3:05.80 [9] (0:15.29)	2:50.51 [9] (0:15.30)	2:35.22 [8] (0:14.95)	2:20.27 [9] (0:16.23)	2:04.04 [8] (0:16.44)	1:47.60 [9] (0:15.99)	1:31.61 [9] (0:16.30)	1:15.31 [9] (0:15.96)	0:59.35 [10] (0:15.60)	0:43.75 [10] (0:15.28)	0:28.47 [10] (0:14.42)	0:14.05 [9] (0:14.05)
Average Speed [km/h]	37.6	47.5	47.2	48.2	44.7	44.2	45.0	44.6	45.4	46.2	47.5	50.3	51.4
Top Speed [km/h]	46.9	49.1	49.6	49.4	47.0	45.4	46.2	46.1	46.8	47.6	49.2	51.9	52.8
Avg. Dist. to Rail [m]	6.2	1.2	0.9	1.5	1.1	1.3	3.2	1.3	1.2	1.9	1.1	1.5	5.0



[] Ranking at each section and finish
 -:-:- No data available at this section
 NA No data available

Horse/Jockey Name	Louie Vista/D M Williams
Finish Rank	10
Fastest Section Time (Section)	0:14.42 (400-200)
Top Speed [km/h] (Section)	51.8 (200-0)
Race State	Finished



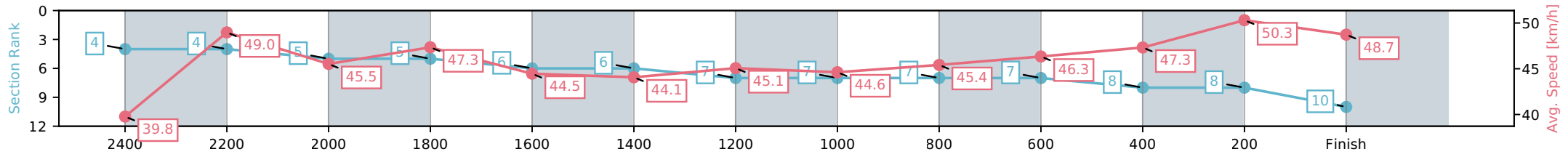
NZ Metropolitan Trotting Club Inc Harness
 Race 7: DIAMOND RACING.CO.NZ PROVEN WINNERS PACE
 - 2600m



25 February 2026 - 7:35PM

Weather: Fine

Section	L2600	L2400	L2200	L2000	L1800	L1600	L1400	L1200	L1000	L800	L600	L400	L200
Section Times	3:25.01 (0:17.81)	3:07.20 [4] (0:14.82)	2:52.37 [5] (0:15.98)	2:36.40 [5] (0:15.20)	2:21.20 [6] (0:16.34)	2:04.86 [6] (0:16.52)	1:48.34 [7] (0:15.98)	1:32.37 [7] (0:16.31)	1:16.05 [7] (0:15.97)	1:00.08 [7] (0:15.54)	0:44.55 [8] (0:15.33)	0:29.21 [8] (0:14.42)	0:14.80 [10] (0:14.80)
Average Speed [km/h]	39.8	49.0	45.5	47.3	44.5	44.1	45.1	44.6	45.4	46.3	47.3	50.3	48.7
Top Speed [km/h]	51.5	51.4	49.3	48.7	45.8	44.9	46.2	46.1	46.6	47.3	48.8	51.3	51.8
Avg. Dist. to Rail [m]	1.9	1.1	1.6	1.6	1.4	1.4	3.2	1.5	1.3	2.0	1.2	1.4	2.0



[] Ranking at each section and finish
 -.-.- No data available at this section
 NA No data available