



NZ Metropolitan Trotting Club Inc Harness

Race 8: DIAMOND RACING LOT 210 SHARES AVAILABLE MOBILE PACE - 1980m

25 February 2026 - 8:07PM



Weather: Fine

Field Times	2:26.90	2:15.67	2:01.22	1:46.49	1:31.35	1:15.48	1:00.34	0:45.66
(Race Tempo)	(0:11.23)	(0:14.45)	(0:14.73)	(0:15.14)	(0:15.87)	(0:15.14)	(0:14.68)	(0:15.29)

Rank	TAB#	Horse	Overall Time	First 400m	Top Speed km/h (Section)	L1980	L1800	L1600	L1400	L1200	L1000	L800	L600
	(BAR#)	Driver	Margin (DT-W)	Last 600m	Fastest Section (Time)	Start - 1800	1800 - 1600	1600 - 1400	1400 - 1200	1200 - 1000	1000 - 800	800 - 600	600 - 400
1	8	Don Juan	2:26.90	0:30.05	53.9 (1980 - 1800)	2:26.90	2:14.52 [9]	1:58.87 [9]	1:44.22 [9]	1:29.57 [9]	1:13.84 [9]	0:58.84 [9]	0:44.40 [9]
	(8)	John R Dunn		0:44.40	200-0 (0:14.01)	(0:12.38)	(0:15.65)	(0:14.65)	(0:14.65)	(0:15.74)	(0:15.00)	(0:14.43)	(0:15.33)
2	9	Interrigator	2:27.04	0:30.33	53.2 (200-0)	2:27.04	2:14.39 [10]	1:58.64 [10]	1:44.03 [10]	1:29.38 [10]	1:13.65 [10]	0:58.66 [10]	0:44.25 [10]
	(9)	B N Orange	0.8L (+0)	0:44.25	200-0 (0:13.87)	(0:12.65)	(0:15.75)	(0:14.61)	(0:14.65)	(0:15.73)	(0:14.99)	(0:14.41)	(0:15.39)
3	6	Courage Reactor	2:27.70	0:29.28	52.9 (1980 - 1800)	2:27.70	2:15.64 [6]	2:00.45 [7]	1:45.68 [7]	1:30.79 [8]	1:14.97 [8]	0:59.94 [8]	0:45.51 [7]
	(6)	W J House	4.7L (+1)	0:45.51	800-600 (0:14.43)	(0:12.06)	(0:15.18)	(0:14.77)	(0:14.89)	(0:15.81)	(0:15.04)	(0:14.43)	(0:15.32)
4	7	Emma Swan	2:27.71	0:29.50	53.3 (1980 - 1800)	2:27.71	2:15.36 [8]	2:00.17 [8]	1:45.69 [8]	1:30.89 [7]	1:15.23 [7]	1:00.08 [7]	0:45.49 [8]
	(7)	T M Williams	4.8L (-15)	0:45.49	1600-1400 (0:14.48)	(0:12.35)	(0:15.19)	(0:14.48)	(0:14.79)	(0:15.66)	(0:15.15)	(0:14.60)	(0:15.22)
5	10	A Better Jackalack	2:27.98	0:28.50	53.5 (1980 - 1800)	2:27.98	2:15.76 [7]	2:01.11 [6]	1:46.33 [6]	1:31.37 [6]	1:15.57 [6]	1:00.51 [6]	0:46.06 [5]
	(U1)	S J Thornley	6.3L (-1)	0:46.05	800-600 (0:14.45)	(0:12.22)	(0:14.65)	(0:14.78)	(0:14.96)	(0:15.80)	(0:15.06)	(0:14.45)	(0:15.27)
6	3	Okiwi Bay	2:28.56	0:28.13	55.0 (1980 - 1800)	2:28.56	2:16.98 [3]	2:02.52 [2]	1:47.71 [3]	1:32.65 [2]	1:16.82 [2]	1:01.66 [3]	0:46.99 [3]
	(3)	M J Williamson	9.7L (-23)	0:46.99	1800-1600 (0:14.47)	(0:11.58)	(0:14.47)	(0:14.80)	(0:15.06)	(0:15.83)	(0:15.16)	(0:14.68)	(0:15.29)
7	1	Hes Santas Excuse	2:28.64	0:27.77	56.4 (1980 - 1800)	2:28.64	2:17.41 [1]	2:02.96 [1]	1:48.23 [1]	1:33.09 [1]	1:17.22 [1]	1:02.08 [1]	0:47.40 [1]
	(1)	T S Chmiel	10.2L (-24)	0:47.41	1800-1600 (0:14.45)	(0:11.23)	(0:14.45)	(0:14.73)	(0:15.14)	(0:15.87)	(0:15.14)	(0:14.68)	(0:15.29)
8	5	Flying For Me	2:29.53	0:28.16	55.2 (1980 - 1800)	2:29.53	2:17.98 [2]	2:03.38 [3]	1:48.79 [2]	1:33.56 [3]	1:17.75 [3]	1:02.70 [2]	0:48.21 [2]
	(5)	J C Morrison	15.5L (-6)	0:48.20	800-600 (0:14.49)	(0:11.55)	(0:14.59)	(0:14.59)	(0:15.23)	(0:15.80)	(0:15.06)	(0:14.49)	(0:15.35)
9	2	Bettor N Joy	2:29.54	0:28.39	53.5 (1980 - 1800)	2:29.54	2:17.60 [5]	2:03.10 [4]	1:48.24 [5]	1:33.29 [4]	1:17.46 [4]	1:02.30 [5]	0:47.61 [6]
	(2)	S J Tomlinson	15.5L (-22)	0:47.61	1800-1600 (0:14.49)	(0:11.94)	(0:14.49)	(0:14.86)	(0:14.95)	(0:15.83)	(0:15.17)	(0:14.69)	(0:15.27)
10	4	Didjaseemiki	2:30.00	0:28.46	53.4 (1980 - 1800)	2:30.00	2:18.10 [4]	2:03.52 [5]	1:48.88 [4]	1:33.70 [5]	1:17.92 [5]	1:02.85 [4]	0:48.38 [4]
	(4)	R D Close	18.2L (-4)	0:48.38	800-600 (0:14.48)	(0:11.90)	(0:14.58)	(0:14.63)	(0:15.19)	(0:15.78)	(0:15.07)	(0:14.48)	(0:15.30)

[] Position in running at each section and finish TAB# Saddle cloth number

Fastest split

-:-:- No data available at this section

BAR# Barrier/Gate Position

Fastest section

NA No data available

DNF Did not finish

DNT Did not track

DT-W Distance travelled compared to winner in metres



NZ Metropolitan Trotting Club Inc Harness
 Race 8: DIAMOND RACING LOT 210 SHARES AVAILABLE MOBILE PACE - 1980m
 25 February 2026 - 8:07PM



Weather: Fine

Field Times 0:30.38 0:14.52
 (Race Tempo) (0:15.85) (0:14.52)

Rank	TAB#	Horse	Overall Time	First 400m	Top Speed km/h (Section)	L400	L200						
	(BAR#)	Driver	Margin (DT-W)	Last 600m	Fastest Section (Time)	400 - 200	200 - Finish						
1	8	Don Juan	2:26.90	0:30.05	53.9 (1980 - 1800)	0:29.07 [9]	0:14.01 [8]						
	(8)	John R Dunn		0:44.40	200-0 (0:14.01)	(0:15.06)	(0:14.01)						
2	9	Interrorgator	2:27.04	0:30.33	53.2 (200-0)	0:28.86 [10]	0:13.87 [10]						
	(9)	B N Orange	0.8L (+0)	0:44.25	200-0 (0:13.87)	(0:14.99)	(0:13.87)						
3	6	Courage Reactor	2:27.70	0:29.28	52.9 (1980 - 1800)	0:30.19 [8]	0:15.07 [4]						
	(6)	W J House	4.7L (+1)	0:45.51	800-600 (0:14.43)	(0:15.12)	(0:15.07)						
4	7	Emma Swan	2:27.71	0:29.50	53.3 (1980 - 1800)	0:30.27 [7]	0:14.95 [6]						
	(7)	T M Williams	4.8L (-15)	0:45.49	1600-1400 (0:14.48)	(0:15.32)	(0:14.95)						
5	10	A Better Jackalack	2:27.98	0:28.50	53.5 (1980 - 1800)	0:30.79 [5]	0:15.60 [1]						
	(U1)	S J Thornley	6.3L (-1)	0:46.05	800-600 (0:14.45)	(0:15.18)	(0:15.60)						
6	3	Okiwi Bay	2:28.56	0:28.13	55.0 (1980 - 1800)	0:31.70 [3]	0:15.89 [5]						
	(3)	M J Williamson	9.7L (-23)	0:46.99	1800-1600 (0:14.47)	(0:15.81)	(0:15.89)						
7	1	Hes Santas Excuse	2:28.64	0:27.77	56.4 (1980 - 1800)	0:32.12 [1]	0:16.25 [2]						
	(1)	T S Chmiel	10.2L (-24)	0:47.41	1800-1600 (0:14.45)	(0:15.87)	(0:16.25)						
8	5	Flying For Me	2:29.53	0:28.16	55.2 (1980 - 1800)	0:32.86 [2]	0:16.73 [7]						
	(5)	J C Morrison	15.5L (-6)	0:48.20	800-600 (0:14.49)	(0:16.12)	(0:16.73)						
9	2	Bettor N Joy	2:29.54	0:28.39	53.5 (1980 - 1800)	0:32.34 [6]	0:16.46 [9]						
	(2)	S J Tomlinson	15.5L (-22)	0:47.61	1800-1600 (0:14.49)	(0:15.88)	(0:16.46)						
10	4	Didjaseemiki	2:30.00	0:28.46	53.4 (1980 - 1800)	0:33.08 [4]	0:17.46 [3]						
	(4)	R D Close	18.2L (-4)	0:48.38	800-600 (0:14.48)	(0:15.62)	(0:17.46)						

[] Position in running at each section and finish TAB# Saddle cloth number

Fastest split

-:-:- No data available at this section

BAR# Barrier/Gate Position

Fastest section

NA No data available

DNF Did not finish

DNT Did not track

DT-W Distance travelled compared to winner in metres

Horse/Jockey Name	Don Juan/John R Dunn
Finish Rank	1
Fastest Section Time (Section)	0:14.01 (200-0)
Top Speed [km/h] (Section)	53.9 (1980 - 1800)
Race State	Finished



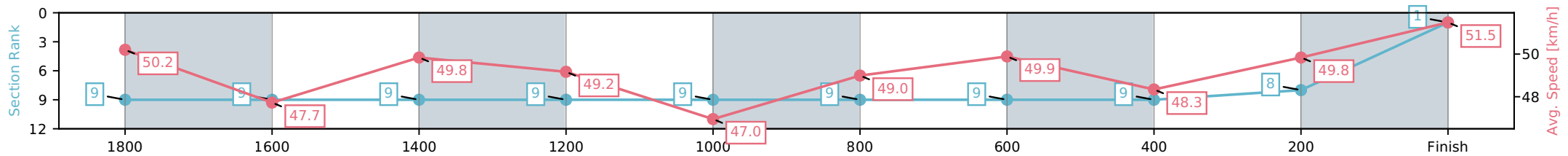
NZ Metropolitan Trotting Club Inc Harness
 Race 8: DIAMOND RACING LOT 210 SHARES AVAILABLE
 MOBILE PACE - 1980m



25 February 2026 - 8:07PM

Weather: Fine

Section	L1980	L1800	L1600	L1400	L1200	L1000	L800	L600	L400	L200
Section Times	2:26.90 (0:12.38)	2:14.52 [9] (0:15.65)	1:58.87 [9] (0:14.65)	1:44.22 [9] (0:14.65)	1:29.57 [9] (0:15.74)	1:13.84 [9] (0:15.00)	0:58.84 [9] (0:14.43)	0:44.40 [9] (0:15.33)	0:29.07 [8] (0:15.06)	0:14.01 [1] (0:14.01)
Average Speed [km/h]	50.2	47.7	49.8	49.2	47.0	49.0	49.9	48.3	49.8	51.5
Top Speed [km/h]	53.9	49.4	50.5	50.7	48.4	49.6	51.2	50.2	51.4	53.0
Avg. Dist. to Rail [m]	12.5	6.5	1.9	4.8	3.2	3.1	4.2	4.2	6.8	11.3



[] Ranking at each section and finish
 -:-:- No data available at this section
 NA No data available

Horse/Jockey Name	Interrorgator/B N Orange
Finish Rank	2
Fastest Section Time (Section)	0:13.87 (200-0)
Top Speed [km/h] (Section)	53.2 (200-0)
Race State	Finished



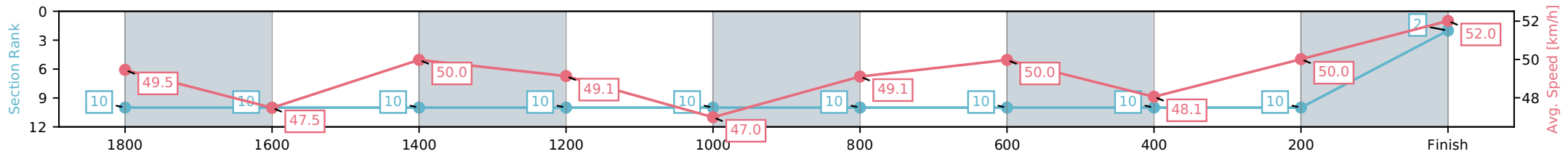
NZ Metropolitan Trotting Club Inc Harness
 Race 8: DIAMOND RACING LOT 210 SHARES AVAILABLE
 MOBILE PACE - 1980m



25 February 2026 - 8:07PM

Weather: Fine

Section	L1980	L1800	L1600	L1400	L1200	L1000	L800	L600	L400	L200
Section Times	2:27.04 (0:12.65)	2:14.39 [10] (0:15.75)	1:58.64 [10] (0:14.61)	1:44.03 [10] (0:14.65)	1:29.38 [10] (0:15.73)	1:13.65 [10] (0:14.99)	0:58.66 [10] (0:14.41)	0:44.25 [10] (0:15.39)	0:28.86 [10] (0:14.99)	0:13.87 [2] (0:13.87)
Average Speed [km/h]	49.5	47.5	50.0	49.1	47.0	49.1	50.0	48.1	50.0	52.0
Top Speed [km/h]	51.0	49.4	50.7	50.9	48.6	49.8	51.4	50.3	52.1	53.2
Avg. Dist. to Rail [m]	14.2	6.8	2.0	5.1	3.4	3.3	4.7	4.0	6.8	13.1



- [] Ranking at each section and finish
- :-:- No data available at this section
- NA No data available

Horse/Jockey Name	Courage Reactor/W J House
Finish Rank	3
Fastest Section Time (Section)	0:14.43 (800-600)
Top Speed [km/h] (Section)	52.9 (1980 - 1800)
Race State	Finished



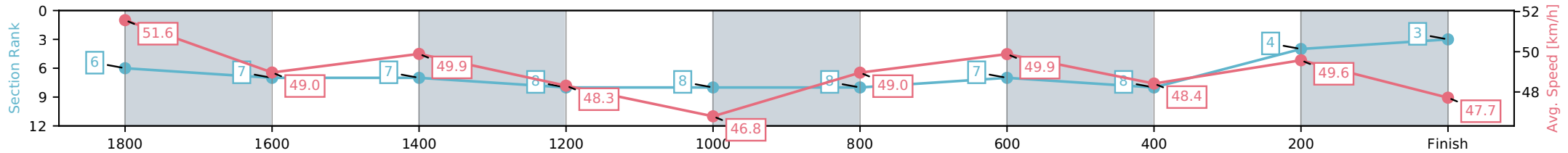
NZ Metropolitan Trotting Club Inc Harness
 Race 8: DIAMOND RACING LOT 210 SHARES AVAILABLE
 MOBILE PACE - 1980m



25 February 2026 - 8:07PM

Weather: Fine

Section	L1980	L1800	L1600	L1400	L1200	L1000	L800	L600	L400	L200
Section Times	2:27.70 (0:12.06)	2:15.64 [7] (0:15.18)	2:00.45 [7] (0:14.77)	1:45.68 [8] (0:14.89)	1:30.79 [8] (0:15.81)	1:14.97 [8] (0:15.04)	0:59.94 [7] (0:14.43)	0:45.51 [8] (0:15.32)	0:30.19 [4] (0:15.12)	0:15.07 [3] (0:15.07)
Average Speed [km/h]	51.6	49.0	49.9	48.3	46.8	49.0	49.9	48.4	49.6	47.7
Top Speed [km/h]	52.9	49.8	51.2	51.4	48.3	49.7	50.9	49.6	50.3	50.4
Avg. Dist. to Rail [m]	9.3	5.5	3.1	5.4	3.3	3.3	4.3	4.2	6.6	9.6



- [] Ranking at each section and finish
- :-:- No data available at this section
- NA No data available

Horse/Jockey Name	Emma Swan/T M Williams
Finish Rank	4
Fastest Section Time (Section)	0:14.48 (1600-1400)
Top Speed [km/h] (Section)	53.3 (1980 - 1800)
Race State	Finished



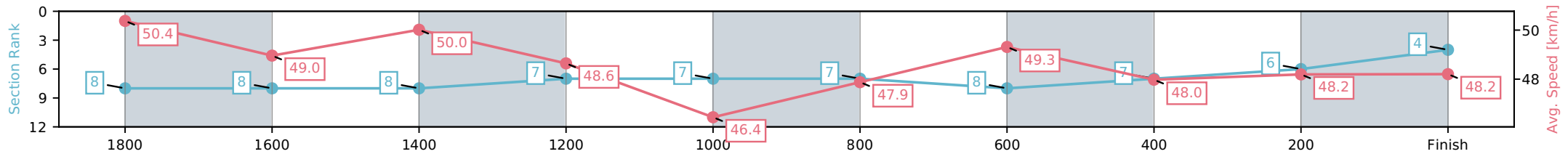
NZ Metropolitan Trotting Club Inc Harness
 Race 8: DIAMOND RACING LOT 210 SHARES AVAILABLE
 MOBILE PACE - 1980m



25 February 2026 - 8:07PM

Weather: Fine

Section	L1980	L1800	L1600	L1400	L1200	L1000	L800	L600	L400	L200
Section Times	2:27.71 (0:12.35)	2:15.36 [8] (0:15.19)	2:00.17 [8] (0:14.48)	1:45.69 [7] (0:14.79)	1:30.89 [7] (0:15.66)	1:15.23 [7] (0:15.15)	1:00.08 [8] (0:14.60)	0:45.49 [7] (0:15.22)	0:30.27 [6] (0:15.32)	0:14.95 [4] (0:14.95)
Average Speed [km/h]	50.4	49.0	50.0	48.6	46.4	47.9	49.3	48.0	48.2	48.2
Top Speed [km/h]	53.3	50.3	51.0	51.1	47.1	48.6	50.1	49.4	49.0	49.6
Avg. Dist. to Rail [m]	10.8	5.7	1.0	3.2	1.3	1.3	2.2	2.2	4.3	6.3



- [] Ranking at each section and finish
- :-:- No data available at this section
- NA No data available

Horse/Jockey Name	A Better Jackalack/S J Thornley
Finish Rank	5
Fastest Section Time (Section)	0:14.45 (800-600)
Top Speed [km/h] (Section)	53.5 (1980 - 1800)
Race State	Finished



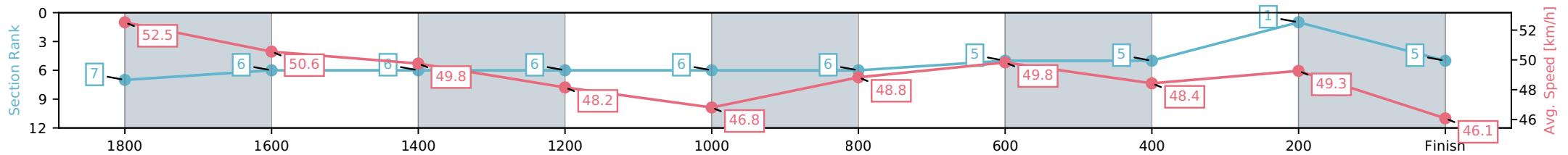
NZ Metropolitan Trotting Club Inc Harness
 Race 8: DIAMOND RACING LOT 210 SHARES AVAILABLE
 MOBILE PACE - 1980m



25 February 2026 - 8:07PM

Weather: Fine

Section	L1980	L1800	L1600	L1400	L1200	L1000	L800	L600	L400	L200
Section Times	2:27.98 (0:12.22)	2:15.76 [6] (0:14.65)	2:01.11 [6] (0:14.78)	1:46.33 [6] (0:14.96)	1:31.37 [6] (0:15.80)	1:15.57 [6] (0:15.06)	1:00.51 [5] (0:14.45)	0:46.06 [5] (0:15.27)	0:30.79 [1] (0:15.18)	0:15.60 [5] (0:15.60)
Average Speed [km/h]	52.5	50.6	49.8	48.2	46.8	48.8	49.8	48.4	49.3	46.1
Top Speed [km/h]	53.5	51.8	51.7	51.5	48.6	49.7	50.8	49.1	49.9	48.7
Avg. Dist. to Rail [m]	7.6	4.5	2.9	5.3	3.3	3.1	4.0	4.0	5.8	7.2



- [] Ranking at each section and finish
- :-:- No data available at this section
- NA No data available

Horse/Jockey Name	Okiwi Bay/M J Williamson
Finish Rank	6
Fastest Section Time (Section)	0:14.47 (1800-1600)
Top Speed [km/h] (Section)	55.0 (1980 - 1800)
Race State	Finished



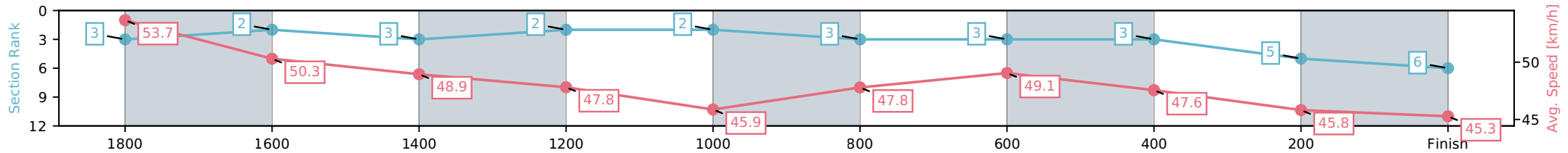
NZ Metropolitan Trotting Club Inc Harness
 Race 8: DIAMOND RACING LOT 210 SHARES AVAILABLE
 MOBILE PACE - 1980m



25 February 2026 - 8:07PM

Weather: Fine

Section	L1980	L1800	L1600	L1400	L1200	L1000	L800	L600	L400	L200
Section Times	2:28.56 (0:11.58)	2:16.98 [2] (0:14.47)	2:02.52 [3] (0:14.80)	1:47.71 [2] (0:15.06)	1:32.65 [2] (0:15.83)	1:16.82 [3] (0:15.16)	1:01.66 [3] (0:14.68)	0:46.99 [3] (0:15.29)	0:31.70 [5] (0:15.81)	0:15.89 [6] (0:15.89)
Average Speed [km/h]	53.7	50.3	48.9	47.8	45.9	47.8	49.1	47.6	45.8	45.3
Top Speed [km/h]	55.0	52.8	50.5	50.0	46.8	48.6	50.2	49.2	46.5	46.5
Avg. Dist. to Rail [m]	4.9	2.1	1.0	3.2	1.2	1.1	2.2	1.7	1.1	3.3



- [] Ranking at each section and finish
- :-:- No data available at this section
- NA No data available

Horse/Jockey Name	Hes Santas Excuse/T S Chmiel
Finish Rank	7
Fastest Section Time (Section)	0:14.45 (1800-1600)
Top Speed [km/h] (Section)	56.4 (1980 - 1800)
Race State	Finished



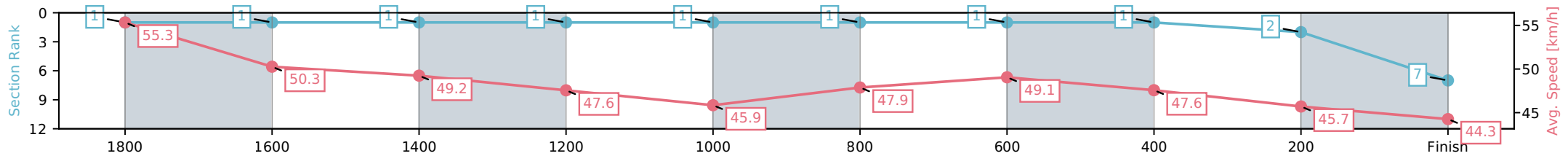
NZ Metropolitan Trotting Club Inc Harness
 Race 8: DIAMOND RACING LOT 210 SHARES AVAILABLE
 MOBILE PACE - 1980m



25 February 2026 - 8:07PM

Weather: Fine

Section	L1980	L1800	L1600	L1400	L1200	L1000	L800	L600	L400	L200
Section Times	2:28.64 (0:11.23)	2:17.41 [1] (0:14.45)	2:02.96 [1] (0:14.73)	1:48.23 [1] (0:15.14)	1:33.09 [1] (0:15.87)	1:17.22 [1] (0:15.14)	1:02.08 [1] (0:14.68)	0:47.40 [1] (0:15.29)	0:32.12 [2] (0:15.87)	0:16.25 [7] (0:16.25)
Average Speed [km/h]	55.3	50.3	49.2	47.6	45.9	47.9	49.1	47.6	45.7	44.3
Top Speed [km/h]	56.4	53.6	51.0	49.4	46.6	48.6	50.0	49.1	46.5	45.8
Avg. Dist. to Rail [m]	2.8	1.7	1.2	3.6	1.3	1.3	2.3	1.7	1.6	5.2



- [] Ranking at each section and finish
- :-:- No data available at this section
- NA No data available

Horse/Jockey Name	Flying For Me/J C Morrison
Finish Rank	8
Fastest Section Time (Section)	0:14.49 (800-600)
Top Speed [km/h] (Section)	55.2 (1980 - 1800)
Race State	Finished



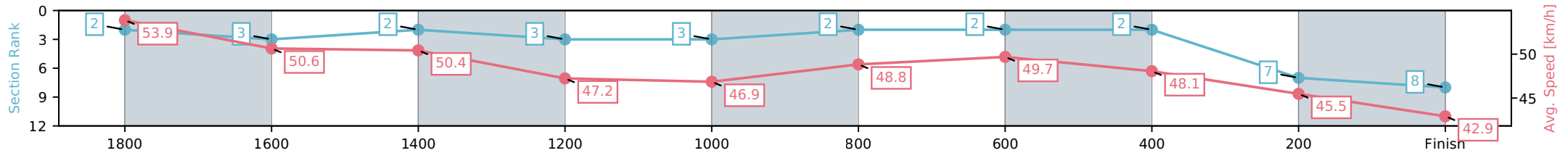
NZ Metropolitan Trotting Club Inc Harness
 Race 8: DIAMOND RACING LOT 210 SHARES AVAILABLE
 MOBILE PACE - 1980m



25 February 2026 - 8:07PM

Weather: Fine

Section	L1980	L1800	L1600	L1400	L1200	L1000	L800	L600	L400	L200
Section Times	2:29.53 (0:11.55)	2:17.98 [3] (0:14.59)	2:03.38 [2] (0:14.59)	1:48.79 [3] (0:15.23)	1:33.56 [3] (0:15.80)	1:17.75 [2] (0:15.06)	1:02.70 [2] (0:14.49)	0:48.21 [2] (0:15.35)	0:32.86 [7] (0:16.12)	0:16.73 [8] (0:16.73)
Average Speed [km/h]	53.9	50.6	50.4	47.2	46.9	48.8	49.7	48.1	45.5	42.9
Top Speed [km/h]	55.2	52.1	51.1	49.2	48.3	49.7	50.1	49.1	47.0	43.9
Avg. Dist. to Rail [m]	7.4	4.4	2.9	5.5	3.4	3.0	4.0	3.6	3.0	5.6



- [] Ranking at each section and finish
- :-:- No data available at this section
- NA No data available

Horse/Jockey Name	Bettor N Joy/S J Tomlinson
Finish Rank	9
Fastest Section Time (Section)	0:14.49 (1800-1600)
Top Speed [km/h] (Section)	53.5 (1980 - 1800)
Race State	Finished



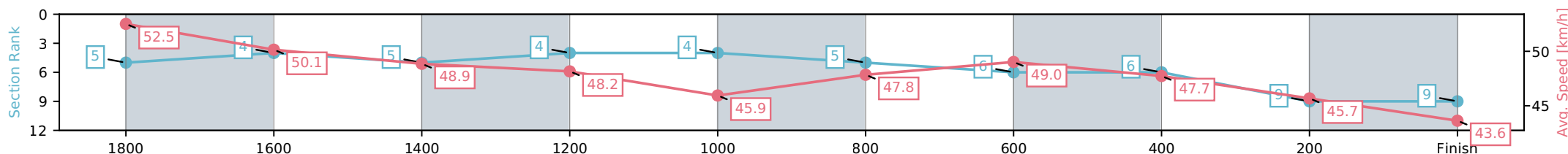
NZ Metropolitan Trotting Club Inc Harness
 Race 8: DIAMOND RACING LOT 210 SHARES AVAILABLE
 MOBILE PACE - 1980m



25 February 2026 - 8:07PM

Weather: Fine

Section	L1980	L1800	L1600	L1400	L1200	L1000	L800	L600	L400	L200
Section Times	2:29.54 (0:11.94)	2:17.60 [4] (0:14.49)	2:03.10 [5] (0:14.86)	1:48.24 [4] (0:14.95)	1:33.29 [4] (0:15.83)	1:17.46 [5] (0:15.17)	1:02.30 [6] (0:14.69)	0:47.61 [6] (0:15.27)	0:32.34 [9] (0:15.88)	0:16.46 [9] (0:16.46)
Average Speed [km/h]	52.5	50.1	48.9	48.2	45.9	47.8	49.0	47.7	45.7	43.6
Top Speed [km/h]	53.5	51.7	50.8	50.6	47.4	49.3	49.8	49.5	46.8	45.3
Avg. Dist. to Rail [m]	3.5	1.8	1.2	3.0	1.3	1.3	2.2	1.9	1.2	2.4



- [] Ranking at each section and finish
- :-:- No data available at this section
- NA No data available

Horse/Jockey Name	Didjaseemiki/R D Close
Finish Rank	10
Fastest Section Time (Section)	0:14.48 (800-600)
Top Speed [km/h] (Section)	53.4 (1980 - 1800)
Race State	Finished



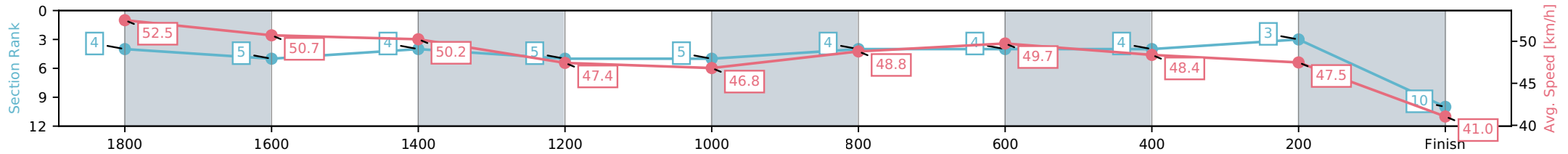
NZ Metropolitan Trotting Club Inc Harness
 Race 8: DIAMOND RACING LOT 210 SHARES AVAILABLE
 MOBILE PACE - 1980m



25 February 2026 - 8:07PM

Weather: Fine

Section	L1980	L1800	L1600	L1400	L1200	L1000	L800	L600	L400	L200
Section Times	2:30.00 (0:11.90)	2:18.10 [5] (0:14.58)	2:03.52 [4] (0:14.63)	1:48.88 [5] (0:15.19)	1:33.70 [5] (0:15.78)	1:17.92 [4] (0:15.07)	1:02.85 [4] (0:14.48)	0:48.38 [4] (0:15.30)	0:33.08 [3] (0:15.62)	0:17.46 [10] (0:17.46)
Average Speed [km/h]	52.5	50.7	50.2	47.4	46.8	48.8	49.7	48.4	47.5	41.0
Top Speed [km/h]	53.4	52.4	51.2	50.5	48.0	49.8	50.4	48.9	48.6	45.6
Avg. Dist. to Rail [m]	6.1	4.3	2.8	5.2	3.1	3.0	3.9	3.9	4.5	7.0



- [] Ranking at each section and finish
- :-:- No data available at this section
- NA No data available