



NZ Metropolitan Trotting Club Inc Harness  
 Race 2: ROAD METALS MOBILE TROT - 1980m  
 27 February 2026 - 5:59PM



Weather: Fine

Field Times (Race Tempo)                      2:31.44      2:19.13      2:03.95      1:48.78      1:33.76      1:18.06      1:01.92      0:45.70  
 (0:12.30)      (0:15.19)      (0:15.17)      (0:15.02)      (0:15.70)      (0:16.14)      (0:16.22)      (0:15.77)

Rank	TAB#	Horse	Overall Time	First 400m	Top Speed km/h (Section)	L1980	L1800	L1600	L1400	L1200	L1000	L800	L600
	(BAR#)	Driver	Margin (DT-W)	Last 600m	Fastest Section (Time)	Start - 1800	1800 - 1600	1600 - 1400	1400 - 1200	1200 - 1000	1000 - 800	800 - 600	600 - 400
1	4	Blue Collar	2:31.44	0:30.75	51.8 (200-0)	2:31.44	2:18.11 [5]	2:02.68 [3]	1:47.34 [3]	1:32.64 [3]	1:17.23 [3]	1:01.22 [3]	0:45.06 [5]
	(4)	John R Dunn		0:45.07	200-0 (0:14.15)	(0:13.33)	(0:15.43)	(0:15.34)	(0:14.70)	(0:15.41)	(0:16.01)	(0:16.16)	(0:15.80)
2	1	Lap It Up	2:31.58	0:29.52	52.1 (1980 - 1800)	2:31.58	2:19.28 [1]	2:04.09 [1]	1:48.92 [1]	1:33.90 [1]	1:18.20 [1]	1:02.06 [1]	0:45.84 [1]
	(1)	K A Butt	0.8L (-2)	0:45.84	200-0 (0:14.95)	(0:12.30)	(0:15.19)	(0:15.17)	(0:15.02)	(0:15.70)	(0:16.14)	(0:16.22)	(0:15.77)
3	6	Mysaria	2:31.64	0:31.89	51.8 (200-0)	2:31.64	2:18.14 [6]	2:01.76 [6]	1:46.60 [6]	1:31.89 [6]	1:16.71 [6]	1:00.66 [6]	0:44.92 [8]
	(6)	A L Lethaby	1.2L (+5)	0:44.92	200-0 (0:14.04)	(0:13.50)	(0:16.37)	(0:15.17)	(0:14.71)	(0:15.18)	(0:16.05)	(0:15.74)	(0:15.77)
4	2	Stuarts Buller Boy	2:31.97	0:29.86	49.8 (1980 - 1800)	2:31.97	2:19.17 [3]	2:04.10 [2]	1:48.96 [2]	1:33.97 [2]	1:18.25 [2]	1:02.10 [2]	0:45.90 [2]
	(2)	B N Orange	3.1L (-2)	0:45.91	200-0 (0:14.96)	(0:12.80)	(0:15.07)	(0:15.14)	(0:14.98)	(0:15.72)	(0:16.14)	(0:16.20)	(0:15.77)
5	9	Bullet	2:32.08	0:31.85	51.2 (1400-1200)	2:32.08	2:18.07 [8]	2:01.82 [7]	1:46.93 [7]	1:32.10 [7]	1:16.72 [7]	1:01.05 [7]	0:45.96 [3]
	(U1)	J P Versteeg	3.8L (+20)	0:45.96	200-0 (0:14.65)	(0:14.01)	(0:16.26)	(0:14.89)	(0:14.82)	(0:15.38)	(0:15.67)	(0:15.09)	(0:15.90)
6	7	Sheep	2:32.96	0:31.48	49.9 (1400-1200)	2:32.96	2:19.30 [7]	2:03.45 [5]	1:48.23 [5]	1:33.44 [5]	1:18.05 [5]	1:02.20 [5]	0:46.40 [7]
	(7)	L J Whittaker	9.0L (+9)	0:46.41	1400-1200 (0:14.79)	(0:13.66)	(0:15.84)	(0:15.22)	(0:14.79)	(0:15.39)	(0:15.86)	(0:15.79)	(0:15.80)
7	5	Lorde Franco	2:32.98	0:32.89	51.6 (1980 - 1800)	2:32.98	2:20.18 [2]	2:02.10 [9]	1:47.31 [9]	1:32.60 [9]	1:17.22 [8]	1:01.52 [8]	0:46.48 [6]
	(5)	Craig D Thornley	9.1L (+30)	0:46.48	1400-1200 (0:14.72)	(0:12.80)	(0:18.08)	(0:14.79)	(0:14.72)	(0:15.38)	(0:15.70)	(0:15.03)	(0:15.91)
8	3	Which Way	2:33.85	0:31.13	49.6 (1400-1200)	2:33.85	2:20.77 [4]	2:04.78 [4]	1:49.45 [4]	1:34.74 [4]	1:19.34 [4]	1:03.32 [4]	0:47.63 [4]
	(3)	S D Iremonger	14.2L (+5)	0:47.64	1400-1200 (0:14.71)	(0:13.08)	(0:15.99)	(0:15.33)	(0:14.71)	(0:15.41)	(0:16.01)	(0:15.69)	(0:15.81)
9	8	Kayleebelle	2:38.91	0:32.20	50.3 (1400-1200)	2:38.91	2:23.52 [9]	2:08.20 [8]	1:53.30 [8]	1:38.63 [8]	1:23.06 [9]	1:04.95 [9]	0:48.23 [9]
	(8)	R H Jenkins	44.0L (+0)	0:48.23	1400-1200 (0:14.67)	(0:15.40)	(0:15.31)	(0:14.91)	(0:14.67)	(0:15.57)	(0:18.11)	(0:16.72)	(0:16.35)

- [ ] Position in running at each section and finish      TAB# Saddle cloth number       Fastest split
- :-:- No data available at this section                      BAR# Barrier/Gate Position                       Fastest section
- NA No data available    DNF Did not finish
- DNT Did not track    DT-W Distance travelled compared to winner in metres



NZ Metropolitan Trotting Club Inc Harness  
 Race 2: ROAD METALS MOBILE TROT - 1980m  
 27 February 2026 - 5:59PM



Weather: Fine

Field Times                      0:29.93      0:14.81  
 (Race Tempo)                    (0:15.12)    (0:14.81)

Rank	TAB#	Horse	Overall Time	First 400m	Top Speed km/h (Section)	L400	L200						
	(BAR#)	Driver	Margin (DT-W)	Last 600m	Fastest Section (Time)	400 - 200	200 - Finish						
1	4	Blue Collar	2:31.44	0:30.75	51.8 (200-0)	0:29.26 [5]	0:14.15 [3]						
	(4)	John R Dunn		0:45.07	200-0 (0:14.15)	(0:15.12)	(0:14.15)						
2	1	Lap It Up	2:31.58	0:29.52	52.1 (1980 - 1800)	0:30.07 [1]	0:14.95 [1]						
	(1)	K A Butt	0.8L (-2)	0:45.84	200-0 (0:14.95)	(0:15.12)	(0:14.95)						
3	6	Mysaria	2:31.64	0:31.89	51.8 (200-0)	0:29.15 [8]	0:14.04 [5]						
	(6)	A L Lethaby	1.2L (+5)	0:44.92	200-0 (0:14.04)	(0:15.11)	(0:14.04)						
4	2	Stuarts Buller Boy	2:31.97	0:29.86	49.8 (1980 - 1800)	0:30.13 [2]	0:14.96 [2]						
	(2)	B N Orange	3.1L (-2)	0:45.91	200-0 (0:14.96)	(0:15.18)	(0:14.96)						
5	9	Bullet	2:32.08	0:31.85	51.2 (1400-1200)	0:30.06 [3]	0:14.65 [4]						
	(U1)	J P Versteeg	3.8L (+20)	0:45.96	200-0 (0:14.65)	(0:15.41)	(0:14.65)						
6	7	Sheep	2:32.96	0:31.48	49.9 (1400-1200)	0:30.61 [6]	0:15.18 [7]						
	(7)	L J Whittaker	9.0L (+9)	0:46.41	1400-1200 (0:14.79)	(0:15.43)	(0:15.18)						
7	5	Lorde Franco	2:32.98	0:32.89	51.6 (1980 - 1800)	0:30.57 [7]	0:14.87 [8]						
	(5)	Craig D Thornley	9.1L (+30)	0:46.48	1400-1200 (0:14.72)	(0:15.70)	(0:14.87)						
8	3	Which Way	2:33.85	0:31.13	49.6 (1400-1200)	0:31.83 [4]	0:16.24 [6]						
	(3)	S D Iremonger	14.2L (+5)	0:47.64	1400-1200 (0:14.71)	(0:15.59)	(0:16.24)						
9	8	Kayleebelle	2:38.91	0:32.20	50.3 (1400-1200)	0:31.88 [9]	0:15.98 [9]						
	(8)	R H Jenkins	44.0L (+0)	0:48.23	1400-1200 (0:14.67)	(0:15.90)	(0:15.98)						

[ ] Position in running at each section and finish    TAB# Saddle cloth number

Fastest split

-:-:- No data available at this section

BAR# Barrier/Gate Position

Fastest section

NA No data available

DNF Did not finish

DNT Did not track

DT-W Distance travelled compared to winner in metres

Horse/Jockey Name	Blue Collar/John R Dunn
Finish Rank	1
Fastest Section Time (Section)	0:14.15 (200-0)
Top Speed [km/h] (Section)	51.8 (200-0)
Race State	Finished



NZ Metropolitan Trotting Club Inc Harness

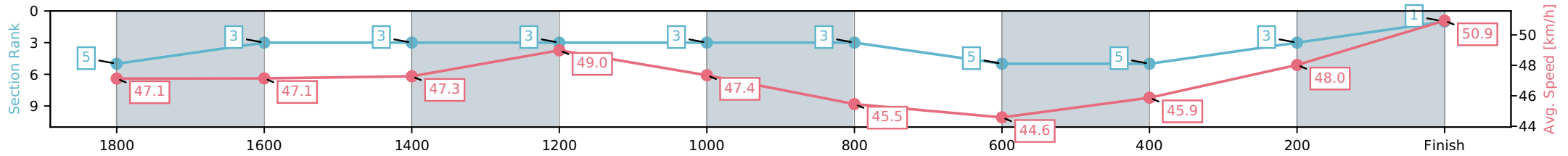
Race 2: ROAD METALS MOBILE TROT - 1980m

27 February 2026 - 5:59PM

Weather: Fine



Section	L1980	L1800	L1600	L1400	L1200	L1000	L800	L600	L400	L200
Section Times	2:31.44 (0:13.33)	2:18.11 [3] (0:15.43)	2:02.68 [3] (0:15.34)	1:47.34 [3] (0:14.70)	1:32.64 [3] (0:15.41)	1:17.23 [3] (0:16.01)	1:01.22 [5] (0:16.16)	0:45.06 [5] (0:15.80)	0:29.26 [3] (0:15.12)	0:14.15 [1] (0:14.15)
Average Speed [km/h]	47.1	47.1	47.3	49.0	47.4	45.5	44.6	45.9	48.0	50.9
Top Speed [km/h]	47.8	48.1	48.6	49.7	47.8	47.7	45.0	47.4	49.8	51.8
Avg. Dist. to Rail [m]	6.9	2.7	1.1	3.4	1.8	1.6	1.7	1.1	1.6	6.3



- [ ] Ranking at each section and finish
- :-:- No data available at this section
- NA No data available

Horse/Jockey Name	Lap It Up/K A Butt
Finish Rank	2
Fastest Section Time (Section)	0:14.95 (200-0)
Top Speed [km/h] (Section)	52.1 (1980 - 1800)
Race State	Finished



NZ Metropolitan Trotting Club Inc Harness

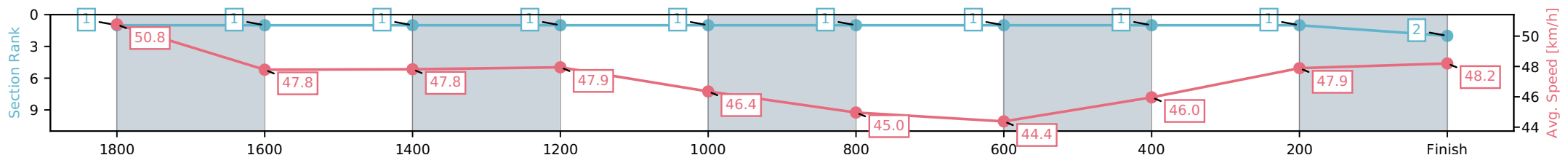
Race 2: ROAD METALS MOBILE TROT - 1980m



27 February 2026 - 5:59PM

Weather: Fine

Section	L1980	L1800	L1600	L1400	L1200	L1000	L800	L600	L400	L200
Section Times	2:31.58 (0:12.30)	2:19.28 [1] (0:15.19)	2:04.09 [1] (0:15.17)	1:48.92 [1] (0:15.02)	1:33.90 [1] (0:15.70)	1:18.20 [1] (0:16.14)	1:02.06 [1] (0:16.22)	0:45.84 [1] (0:15.77)	0:30.07 [1] (0:15.12)	0:14.95 [2] (0:14.95)
Average Speed [km/h]	50.8	47.8	47.8	47.9	46.4	45.0	44.4	46.0	47.9	48.2
Top Speed [km/h]	52.1	50.1	49.0	48.9	46.8	46.2	45.0	47.1	48.8	48.8
Avg. Dist. to Rail [m]	1.9	1.4	1.2	3.4	1.4	1.2	1.4	1.0	1.2	3.6



[ ] Ranking at each section and finish  
 -:-:- No data available at this section  
 NA No data available

Horse/Jockey Name	Mysaria/A L Lethaby
Finish Rank	3
Fastest Section Time (Section)	0:14.04 (200-0)
Top Speed [km/h] (Section)	51.8 (200-0)
Race State	Finished



NZ Metropolitan Trotting Club Inc Harness

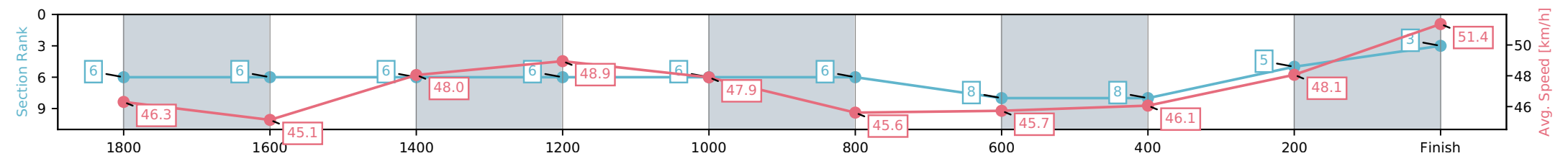
Race 2: ROAD METALS MOBILE TROT - 1980m

27 February 2026 - 5:59PM

Weather: Fine



Section	L1980	L1800	L1600	L1400	L1200	L1000	L800	L600	L400	L200
Section Times	2:31.64 (0:13.50)	2:18.14 [6] (0:16.37)	2:01.76 [6] (0:15.17)	1:46.60 [6] (0:14.71)	1:31.89 [6] (0:15.18)	1:16.71 [6] (0:16.05)	1:00.66 [8] (0:15.74)	0:44.92 [8] (0:15.77)	0:29.15 [5] (0:15.11)	0:14.04 [3] (0:14.04)
Average Speed [km/h]	46.3	45.1	48.0	48.9	47.9	45.6	45.7	46.1	48.1	51.4
Top Speed [km/h]	47.3	47.7	48.7	49.4	48.6	48.1	47.4	48.1	50.0	51.8
Avg. Dist. to Rail [m]	9.3	4.7	1.6	2.7	1.3	2.1	1.8	1.3	1.3	1.6



[ ] Ranking at each section and finish  
 -:-:- No data available at this section  
 NA No data available

Horse/Jockey Name	Stuarts Buller Boy/B N Orange
Finish Rank	4
Fastest Section Time (Section)	0:14.96 (200-0)
Top Speed [km/h] (Section)	49.8 (1980 - 1800)
Race State	Finished



NZ Metropolitan Trotting Club Inc Harness

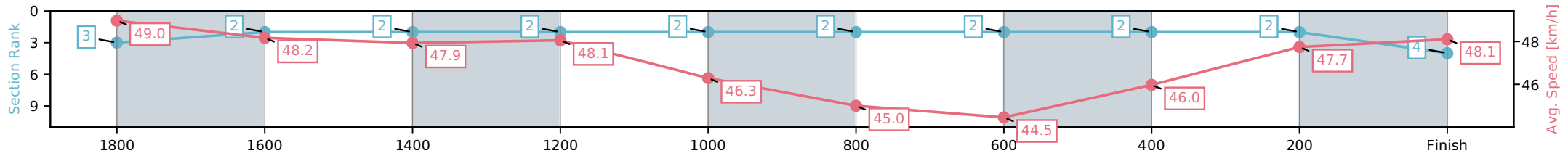
Race 2: ROAD METALS MOBILE TROT - 1980m

27 February 2026 - 5:59PM

Weather: Fine



Section	L1980	L1800	L1600	L1400	L1200	L1000	L800	L600	L400	L200
Section Times	2:31.97 (0:12.80)	2:19.17 [2] (0:15.07)	2:04.10 [2] (0:15.14)	1:48.96 [2] (0:14.98)	1:33.97 [2] (0:15.72)	1:18.25 [2] (0:16.14)	1:02.10 [2] (0:16.20)	0:45.90 [2] (0:15.77)	0:30.13 [2] (0:15.18)	0:14.96 [4] (0:14.96)
Average Speed [km/h]	49.0	48.2	47.9	48.1	46.3	45.0	44.5	46.0	47.7	48.1
Top Speed [km/h]	49.8	49.4	49.1	49.2	46.7	46.6	45.3	47.2	48.8	48.8
Avg. Dist. to Rail [m]	3.1	1.6	1.2	3.4	1.5	1.3	1.6	1.2	1.3	4.5



- [ ] Ranking at each section and finish
- :-:- No data available at this section
- NA No data available

Horse/Jockey Name	Bullet/J P Versteeg
Finish Rank	5
Fastest Section Time (Section)	0:14.65 (200-0)
Top Speed [km/h] (Section)	51.2 (1400-1200)
Race State	Finished



NZ Metropolitan Trotting Club Inc Harness

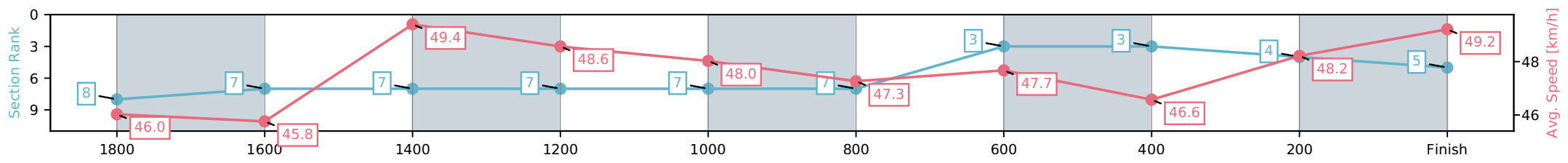
Race 2: ROAD METALS MOBILE TROT - 1980m

27 February 2026 - 5:59PM

Weather: Fine



Section	L1980	L1800	L1600	L1400	L1200	L1000	L800	L600	L400	L200
Section Times	2:32.08 (0:14.01)	2:18.07 [7] (0:16.26)	2:01.82 [7] (0:14.89)	1:46.93 [7] (0:14.82)	1:32.10 [7] (0:15.38)	1:16.72 [7] (0:15.67)	1:01.05 [3] (0:15.09)	0:45.96 [3] (0:15.90)	0:30.06 [4] (0:15.41)	0:14.65 [5] (0:14.65)
Average Speed [km/h]	46.0	45.8	49.4	48.6	48.0	47.3	47.7	46.6	48.2	49.2
Top Speed [km/h]	46.9	47.6	50.7	51.2	49.2	48.9	48.3	47.5	49.0	49.7
Avg. Dist. to Rail [m]	10.7	5.6	2.9	5.0	3.2	3.9	5.4	4.0	4.7	7.7



[ ] Ranking at each section and finish  
 -:-:- No data available at this section  
 NA No data available

Horse/Jockey Name	Sheep/L J Whittaker
Finish Rank	6
Fastest Section Time (Section)	0:14.79 (1400-1200)
Top Speed [km/h] (Section)	49.9 (1400-1200)
Race State	Finished



NZ Metropolitan Trotting Club Inc Harness

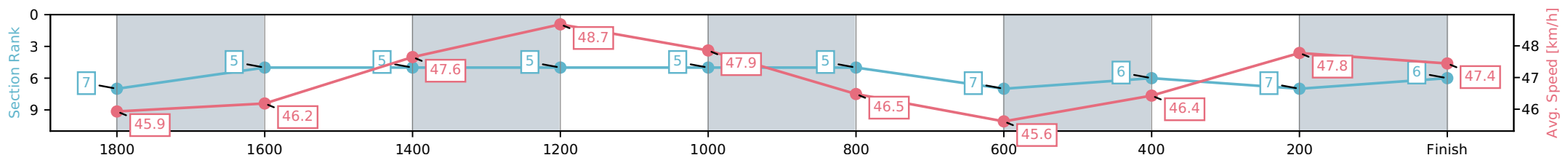
Race 2: ROAD METALS MOBILE TROT - 1980m

27 February 2026 - 5:59PM

Weather: Fine



Section	L1980	L1800	L1600	L1400	L1200	L1000	L800	L600	L400	L200
Section Times	2:32.96 (0:13.66)	2:19.30 [5] (0:15.84)	2:03.45 [5] (0:15.22)	1:48.23 [5] (0:14.79)	1:33.44 [5] (0:15.39)	1:18.05 [5] (0:15.86)	1:02.20 [7] (0:15.79)	0:46.40 [6] (0:15.80)	0:30.61 [7] (0:15.43)	0:15.18 [6] (0:15.18)
Average Speed [km/h]	45.9	46.2	47.6	48.7	47.9	46.5	45.6	46.4	47.8	47.4
Top Speed [km/h]	47.5	48.2	48.3	49.9	49.1	49.3	46.6	48.2	49.3	49.0
Avg. Dist. to Rail [m]	9.8	3.3	1.2	4.3	2.8	3.3	3.8	2.7	4.0	8.5



[ ] Ranking at each section and finish  
 -:-:- No data available at this section  
 NA No data available

Horse/Jockey Name	Lorde Franco/Craig D Thornley
Finish Rank	7
Fastest Section Time (Section)	0:14.72 (1400-1200)
Top Speed [km/h] (Section)	51.6 (1980 - 1800)
Race State	Finished



NZ Metropolitan Trotting Club Inc Harness

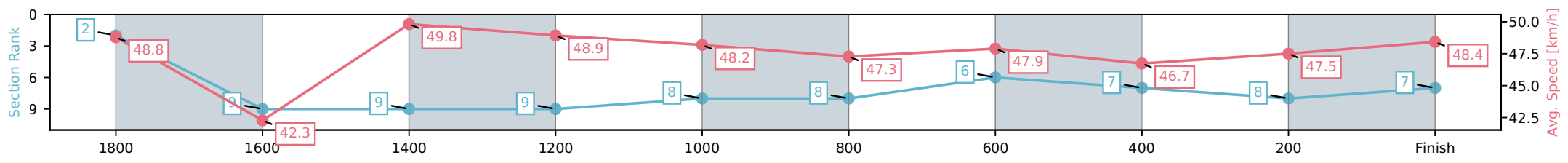
Race 2: ROAD METALS MOBILE TROT - 1980m

27 February 2026 - 5:59PM

Weather: Fine



Section	L1980	L1800	L1600	L1400	L1200	L1000	L800	L600	L400	L200
Section Times	2:32.98 (0:12.80)	2:20.18 [9] (0:18.08)	2:02.10 [9] (0:14.79)	1:47.31 [9] (0:14.72)	1:32.60 [8] (0:15.38)	1:17.22 [8] (0:15.70)	1:01.52 [6] (0:15.03)	0:46.48 [7] (0:15.91)	0:30.57 [8] (0:15.70)	0:14.87 [7] (0:14.87)
Average Speed [km/h]	48.8	42.3	49.8	48.9	48.2	47.3	47.9	46.7	47.5	48.4
Top Speed [km/h]	51.6	48.7	51.5	51.6	49.2	48.9	48.7	47.5	48.5	48.8
Avg. Dist. to Rail [m]	8.0	9.7	3.1	5.1	3.5	4.1	5.6	4.6	5.5	10.2



- [ ] Ranking at each section and finish
- :-:- No data available at this section
- NA No data available

Horse/Jockey Name	Which Way/S D Iremonger
Finish Rank	8
Fastest Section Time (Section)	0:14.71 (1400-1200)
Top Speed [km/h] (Section)	49.6 (1400-1200)
Race State	Finished



NZ Metropolitan Trotting Club Inc Harness

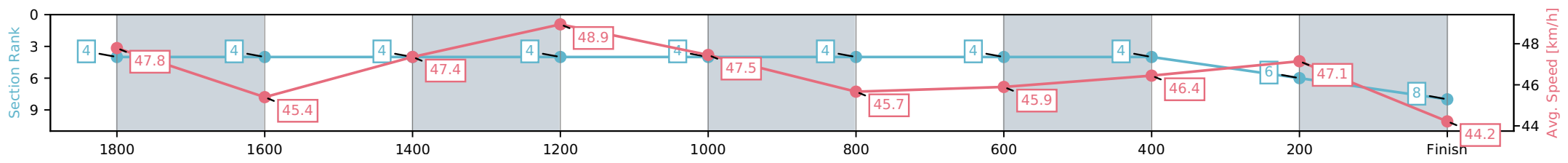
Race 2: ROAD METALS MOBILE TROT - 1980m

27 February 2026 - 5:59PM

Weather: Fine



Section	L1980	L1800	L1600	L1400	L1200	L1000	L800	L600	L400	L200
Section Times	2:33.85 (0:13.08)	2:20.77 [4] (0:15.99)	2:04.78 [4] (0:15.33)	1:49.45 [4] (0:14.71)	1:34.74 [4] (0:15.41)	1:19.34 [4] (0:16.01)	1:03.32 [4] (0:15.69)	0:47.63 [4] (0:15.81)	0:31.83 [6] (0:15.59)	0:16.24 [8] (0:16.24)
Average Speed [km/h]	47.8	45.4	47.4	48.9	47.5	45.7	45.9	46.4	47.1	44.2
Top Speed [km/h]	48.9	48.6	48.7	49.6	48.3	47.8	46.3	47.4	47.4	46.3
Avg. Dist. to Rail [m]	5.3	1.8	1.2	3.5	2.0	2.2	3.5	2.9	3.2	4.7



- [ ] Ranking at each section and finish
- :-:- No data available at this section
- NA No data available

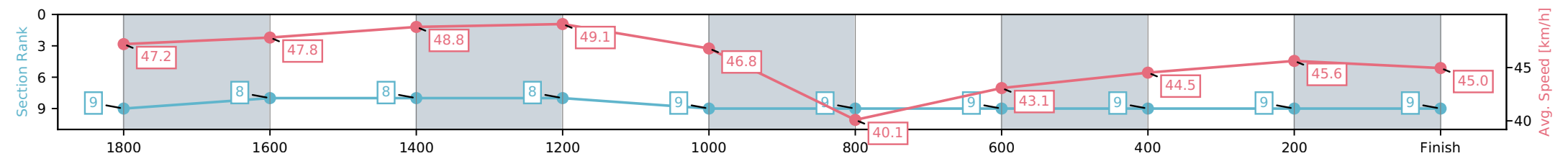
Horse/Jockey Name	Kayleebelle/R H Jenkins
Finish Rank	9
Fastest Section Time (Section)	0:14.67 (1400-1200)
Top Speed [km/h] (Section)	50.3 (1400-1200)
Race State	Finished



NZ Metropolitan Trotting Club Inc Harness  
 Race 2: ROAD METALS MOBILE TROT - 1980m  
 27 February 2026 - 5:59PM  
 Weather: Fine



Section	L1980	L1800	L1600	L1400	L1200	L1000	L800	L600	L400	L200
Section Times	2:38.91 (0:15.40)	2:23.52 [8] (0:15.31)	2:08.20 [8] (0:14.91)	1:53.30 [8] (0:14.67)	1:38.63 [9] (0:15.57)	1:23.06 [9] (0:18.11)	1:04.95 [9] (0:16.72)	0:48.23 [9] (0:16.35)	0:31.88 [9] (0:15.90)	0:15.98 [9] (0:15.98)
Average Speed [km/h]	47.2	47.8	48.8	49.1	46.8	40.1	43.1	44.5	45.6	45.0
Top Speed [km/h]	48.1	48.4	50.3	50.3	49.6	43.8	44.1	46.1	47.1	47.0
Avg. Dist. to Rail [m]	11.2	3.3	1.6	3.2	1.5	1.4	1.9	1.7	1.4	3.5



[ ] Ranking at each section and finish  
 -:-:- No data available at this section  
 NA No data available