



NZ Metropolitan Trotting Club Inc Harness
 Race 4: WOODLANDS STUD TROT - 2000m
 27 February 2026 - 7:00PM



Weather: Fine

Field Times (Race Tempo) 2:30.62 (0:15.85) 2:14.77 (0:15.30) 1:59.46 (0:15.25) 1:44.22 (0:14.83) 1:29.39 (0:15.19) 1:14.19 (0:14.90) 0:59.29 (0:14.98) 0:44.31 (0:15.20)

Rank	TAB#	Horse	Overall Time	First 400m	Top Speed km/h (Section)	L2000	L1800	L1600	L1400	L1200	L1000	L800	L600
	(BAR#)	Driver	Margin (DT-W)	Last 600m	Fastest Section (Time)	Start - 1800	1800 - 1600	1600 - 1400	1400 - 1200	1200 - 1000	1000 - 800	800 - 600	600 - 400
1	10	Rock Lobster	2:30.62	0:31.15	53.2 (2000 - 1800)	2:30.62	2:14.77 [1]	1:59.46 [1]	1:43.92 [2]	1:29.08 [3]	1:13.88 [3]	0:58.94 [3]	0:43.99 [3]
	(U1)	John R Dunn		0:43.99	200-0 (0:14.03)	(0:15.85)	(0:15.30)	(0:15.54)	(0:14.85)	(0:15.20)	(0:14.94)	(0:14.95)	(0:15.19)
2	5	Petite Trixton	2:30.74	0:31.78	52.8 (200-0)	2:30.74	2:14.39 [3]	1:58.96 [4]	1:43.50 [5]	1:28.99 [4]	1:13.88 [4]	0:58.95 [4]	0:44.00 [4]
	(5)	S E O'Reilly	0.7L (+10)	0:43.99	200-0 (0:14.11)	(0:16.35)	(0:15.43)	(0:15.46)	(0:14.51)	(0:15.11)	(0:14.93)	(0:14.96)	(0:15.20)
3	8	B D Hall	2:31.31	0:31.76	51.1 (1600-1400)	2:31.31	2:14.70 [4]	1:59.55 [3]	1:44.90 [1]	1:30.08 [1]	1:14.88 [1]	0:59.98 [1]	0:45.00 [1]
	(8)	T M Williams	4.0L (+3)	0:45.01	1600-1400 (0:14.64)	(0:16.61)	(0:15.15)	(0:14.64)	(0:14.83)	(0:15.19)	(0:14.90)	(0:14.98)	(0:15.20)
4	6	T K Megastar	2:31.51	0:31.48	52.7 (2000 - 1800)	2:31.51	2:15.35 [2]	2:00.03 [2]	1:44.52 [4]	1:29.67 [5]	1:14.46 [5]	0:59.52 [5]	0:44.55 [5]
	(6)	R D Holmes	5.2L (-1)	0:44.55	200-0 (0:14.57)	(0:16.16)	(0:15.32)	(0:15.51)	(0:14.86)	(0:15.21)	(0:14.94)	(0:14.97)	(0:15.20)
5	9	Buffy Northstains	2:31.62	0:32.61	51.9 (200-0)	2:31.62	2:14.40 [5]	1:59.01 [6]	1:43.91 [6]	1:29.43 [7]	1:14.38 [6]	0:59.50 [6]	0:44.56 [6]
	(9)	M B Holbrough	5.9L (+11)	0:44.56	1400-1200 (0:14.48)	(0:17.22)	(0:15.39)	(0:15.10)	(0:14.48)	(0:15.05)	(0:14.88)	(0:14.94)	(0:15.20)
6	11	Hoof It Hagrid	2:32.04	0:32.11	50.9 (1600-1400)	2:32.04	2:14.80 [6]	1:59.94 [5]	1:45.13 [3]	1:30.64 [2]	1:15.50 [2]	1:00.57 [2]	0:45.62 [2]
	(U2)	R E Harrison	8.3L (+13)	0:45.62	1400-1200 (0:14.49)	(0:17.24)	(0:14.87)	(0:14.81)	(0:14.49)	(0:15.14)	(0:14.94)	(0:14.95)	(0:15.22)
7	2	Tu Tangata	2:32.53	0:34.24	50.8 (1400-1200)	2:32.53	2:14.12 [9]	1:58.29 [9]	1:43.04 [9]	1:28.80 [9]	1:14.13 [9]	0:59.37 [8]	0:44.83 [8]
	(2)	P C Nairn	11.2L (-2)	0:44.83	1400-1200 (0:14.25)	(0:18.41)	(0:15.83)	(0:15.25)	(0:14.25)	(0:14.66)	(0:14.76)	(0:14.54)	(0:15.29)
8	4	Koko Kaboom	2:32.69	0:33.26	51.6 (1400-1200)	2:32.69	2:14.66 [8]	1:59.43 [8]	1:44.46 [8]	1:30.18 [8]	1:15.10 [7]	1:00.06 [7]	0:45.37 [7]
	(4)	W J House	12.2L (+5)	0:45.38	1400-1200 (0:14.27)	(0:18.03)	(0:15.23)	(0:14.97)	(0:14.27)	(0:15.08)	(0:15.03)	(0:14.69)	(0:15.22)
9	1	Lauzelle	2:33.86	0:36.45	52.2 (1200-1000)	2:33.86	2:13.68 [10]	1:57.41 [10]	1:42.41 [10]	1:28.22 [10]	1:14.17 [10]	0:59.76 [9]	0:45.75 [9]
	(1)	L F O'Reilly	19.0L (+4)	0:45.75	800-600 (0:14.01)	(0:20.18)	(0:16.27)	(0:15.00)	(0:14.19)	(0:14.05)	(0:14.41)	(0:14.01)	(0:15.19)
10	3	Father Mike	2:34.45	0:32.94	51.8 (800-600)	2:34.45	2:16.85 [7]	2:01.51 [7]	1:46.66 [7]	1:32.27 [6]	1:16.65 [8]	1:00.32 [10]	0:46.19 [10]
	(3)	L D McCormick	22.5L (-5)	0:46.19	800-600 (0:14.12)	(0:17.60)	(0:15.34)	(0:14.85)	(0:14.39)	(0:15.61)	(0:16.34)	(0:14.12)	(0:15.11)

Scratched: Aspirational Dream (#7)

- [] Position in running at each section and finish
- :-:- No data available at this section
- NA No data available
- DNT Did not track
- TAB# Saddle cloth number
- BAR# Barrier/Gate Position
- DNF Did not finish
- DT-W Distance travelled compared to winner in metres
- Fastest split
- Fastest section



NZ Metropolitan Trotting Club Inc Harness
 Race 4: WOODLANDS STUD TROT - 2000m
 27 February 2026 - 7:00PM



Weather: Fine

Field Times 0:29.12 0:14.26
 (Race Tempo) (0:14.86) (0:14.26)

Rank	TAB#	Horse	Overall Time	First 400m	Top Speed km/h (Section)	L400	L200						
	(BAR#)	Driver	Margin (DT-W)	Last 600m	Fastest Section (Time)	400 - 200	200 - Finish						
1	10	Rock Lobster	2:30.62	0:31.15	53.2 (2000 - 1800)	0:28.80 [3]	0:14.03 [2]						
	(U1)	John R Dunn		0:43.99	200-0 (0:14.03)	(0:14.77)	(0:14.03)						
2	5	Petite Trixton	2:30.74	0:31.78	52.8 (200-0)	0:28.79 [4]	0:14.11 [3]						
	(5)	S E O'Reilly	0.7L (+10)	0:43.99	200-0 (0:14.11)	(0:14.68)	(0:14.11)						
3	8	B D Hall	2:31.31	0:31.76	51.1 (1600-1400)	0:29.81 [1]	0:14.95 [1]						
	(8)	T M Williams	4.0L (+3)	0:45.01	1600-1400 (0:14.64)	(0:14.86)	(0:14.95)						
4	6	T K Megastar	2:31.51	0:31.48	52.7 (2000 - 1800)	0:29.35 [5]	0:14.57 [5]						
	(6)	R D Holmes	5.2L (-1)	0:44.55	200-0 (0:14.57)	(0:14.78)	(0:14.57)						
5	9	Buffy Northstains	2:31.62	0:32.61	51.9 (200-0)	0:29.36 [6]	0:14.52 [6]						
	(9)	M B Holbrough	5.9L (+11)	0:44.56	1400-1200 (0:14.48)	(0:14.84)	(0:14.52)						
6	11	Hoof It Hagrid	2:32.04	0:32.11	50.9 (1600-1400)	0:30.39 [2]	0:15.31 [4]						
	(U2)	R E Harrison	8.3L (+13)	0:45.62	1400-1200 (0:14.49)	(0:15.09)	(0:15.31)						
7	2	Tu Tangata	2:32.53	0:34.24	50.8 (1400-1200)	0:29.54 [8]	0:14.50 [8]						
	(2)	P C Nairn	11.2L (-2)	0:44.83	1400-1200 (0:14.25)	(0:15.04)	(0:14.50)						
8	4	Koko Kaboom	2:32.69	0:33.26	51.6 (1400-1200)	0:30.16 [7]	0:15.07 [7]						
	(4)	W J House	12.2L (+5)	0:45.38	1400-1200 (0:14.27)	(0:15.09)	(0:15.07)						
9	1	Lauzelle	2:33.86	0:36.45	52.2 (1200-1000)	0:30.56 [9]	0:15.53 [9]						
	(1)	L F O'Reilly	19.0L (+4)	0:45.75	800-600 (0:14.01)	(0:15.03)	(0:15.53)						
10	3	Father Mike	2:34.45	0:32.94	51.8 (800-600)	0:31.08 [10]	0:15.98 [10]						
	(3)	L D McCormick	22.5L (-5)	0:46.19	800-600 (0:14.12)	(0:15.10)	(0:15.98)						

Scratched: Aspirational Dream (#7)

- [] Position in running at each section and finish TAB# Saddle cloth number Fastest split
- :-:- No data available at this section BAR# Barrier/Gate Position Fastest section
- NA No data available DNF Did not finish
- DNT Did not track DT-W Distance travelled compared to winner in metres

Horse/Jockey Name	Rock Lobster/John R Dunn
Finish Rank	1
Fastest Section Time (Section)	0:14.03 (200-0)
Top Speed [km/h] (Section)	53.2 (2000 - 1800)
Race State	Finished



NZ Metropolitan Trotting Club Inc Harness

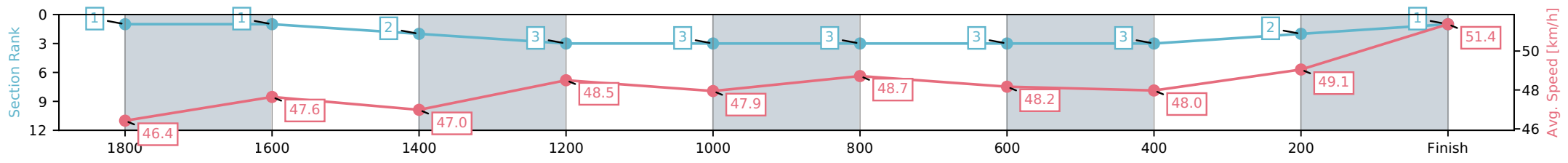
Race 4: WOODLANDS STUD TROT - 2000m

27 February 2026 - 7:00PM

Weather: Fine



Section	L2000	L1800	L1600	L1400	L1200	L1000	L800	L600	L400	L200
Section Times	2:30.62 (0:15.85)	2:14.77 [1] (0:15.30)	1:59.46 [2] (0:15.54)	1:43.92 [3] (0:14.85)	1:29.08 [3] (0:15.20)	1:13.88 [3] (0:14.94)	0:58.94 [3] (0:14.95)	0:43.99 [3] (0:15.19)	0:28.80 [2] (0:14.77)	0:14.03 [1] (0:14.03)
Average Speed [km/h]	46.4	47.6	47.0	48.5	47.9	48.7	48.2	48.0	49.1	51.4
Top Speed [km/h]	53.2	52.1	48.3	48.8	48.8	49.2	48.8	48.4	51.4	53.0
Avg. Dist. to Rail [m]	12.8	2.5	2.0	5.1	1.7	1.6	3.4	2.2	1.4	3.0



[] Ranking at each section and finish
 -:-:- No data available at this section
 NA No data available

Horse/Jockey Name	Petite Trixton/S E O'Reilly
Finish Rank	2
Fastest Section Time (Section)	0:14.11 (200-0)
Top Speed [km/h] (Section)	52.8 (200-0)
Race State	Finished



NZ Metropolitan Trotting Club Inc Harness

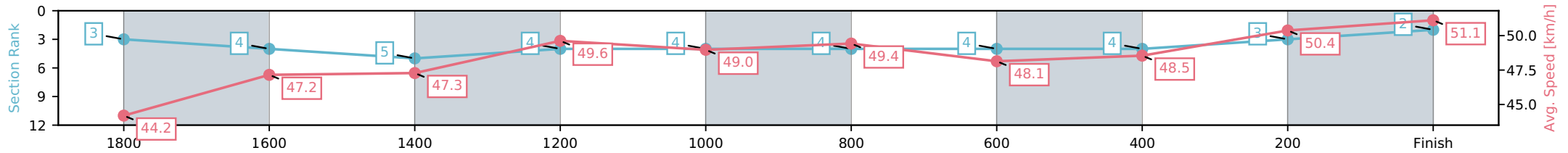
Race 4: WOODLANDS STUD TROT - 2000m

27 February 2026 - 7:00PM

Weather: Fine



Section	L2000	L1800	L1600	L1400	L1200	L1000	L800	L600	L400	L200
Section Times	2:30.74 (0:16.35)	2:14.39 [4] (0:15.43)	1:58.96 [5] (0:15.46)	1:43.50 [4] (0:14.51)	1:28.99 [4] (0:15.11)	1:13.88 [4] (0:14.93)	0:58.95 [4] (0:14.96)	0:44.00 [4] (0:15.20)	0:28.79 [3] (0:14.68)	0:14.11 [2] (0:14.11)
Average Speed [km/h]	44.2	47.2	47.3	49.6	49.0	49.4	48.1	48.5	50.4	51.1
Top Speed [km/h]	51.7	49.2	50.1	50.0	49.5	50.2	48.9	49.0	52.8	52.8
Avg. Dist. to Rail [m]	7.2	1.8	2.3	7.1	3.5	3.5	5.2	4.0	4.4	8.7



- [] Ranking at each section and finish
- :-:- No data available at this section
- NA No data available

Horse/Jockey Name	B D Hall/T M Williams
Finish Rank	3
Fastest Section Time (Section)	0:14.64 (1600-1400)
Top Speed [km/h] (Section)	51.1 (1600-1400)
Race State	Finished



NZ Metropolitan Trotting Club Inc Harness

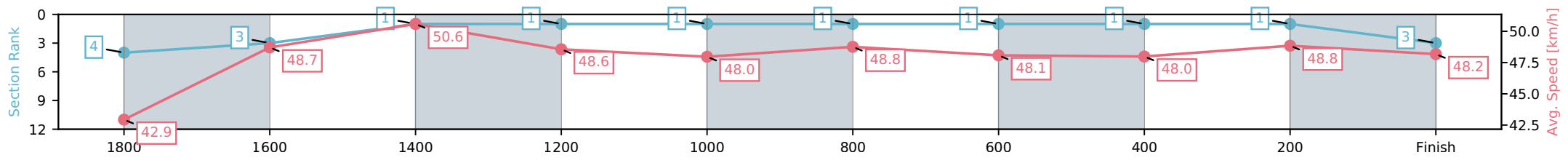
Race 4: WOODLANDS STUD TROT - 2000m

27 February 2026 - 7:00PM

Weather: Fine



Section	L2000	L1800	L1600	L1400	L1200	L1000	L800	L600	L400	L200
Section Times	2:31.31 (0:16.61)	2:14.70 [3] (0:15.15)	1:59.55 [1] (0:14.64)	1:44.90 [1] (0:14.83)	1:30.08 [1] (0:15.19)	1:14.88 [1] (0:14.90)	0:59.98 [1] (0:14.98)	0:45.00 [1] (0:15.20)	0:29.81 [1] (0:14.86)	0:14.95 [3] (0:14.95)
Average Speed [km/h]	42.9	48.7	50.6	48.6	48.0	48.8	48.1	48.0	48.8	48.2
Top Speed [km/h]	48.4	49.9	51.1	50.2	48.9	49.3	48.5	48.5	49.4	49.3
Avg. Dist. to Rail [m]	12.0	4.3	3.8	5.4	1.6	1.6	3.4	2.3	1.7	5.3



- [] Ranking at each section and finish
- :-:- No data available at this section
- NA No data available

Horse/Jockey Name	T K Megastar/R D Holmes
Finish Rank	4
Fastest Section Time (Section)	0:14.57 (200-0)
Top Speed [km/h] (Section)	52.7 (2000 - 1800)
Race State	Finished



NZ Metropolitan Trotting Club Inc Harness

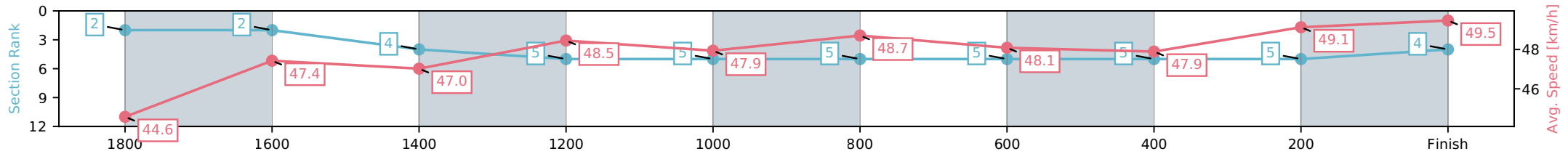
Race 4: WOODLANDS STUD TROT - 2000m

27 February 2026 - 7:00PM

Weather: Fine



Section	L2000	L1800	L1600	L1400	L1200	L1000	L800	L600	L400	L200
Section Times	2:31.51 (0:16.16)	2:15.35 [2] (0:15.32)	2:00.03 [4] (0:15.51)	1:44.52 [5] (0:14.86)	1:29.67 [5] (0:15.21)	1:14.46 [5] (0:14.94)	0:59.52 [5] (0:14.97)	0:44.55 [5] (0:15.20)	0:29.35 [5] (0:14.78)	0:14.57 [4] (0:14.57)
Average Speed [km/h]	44.6	47.4	47.0	48.5	47.9	48.7	48.1	47.9	49.1	49.5
Top Speed [km/h]	52.7	51.4	48.3	48.9	48.8	49.1	48.6	48.5	50.5	51.2
Avg. Dist. to Rail [m]	8.9	1.8	1.9	5.1	1.7	1.7	3.4	2.2	1.4	2.3



- [] Ranking at each section and finish
- :-:- No data available at this section
- NA No data available

Horse/Jockey Name	Buffy Northstains/M B Holbrough
Finish Rank	5
Fastest Section Time (Section)	0:14.48 (1400-1200)
Top Speed [km/h] (Section)	51.9 (200-0)
Race State	Finished



NZ Metropolitan Trotting Club Inc Harness

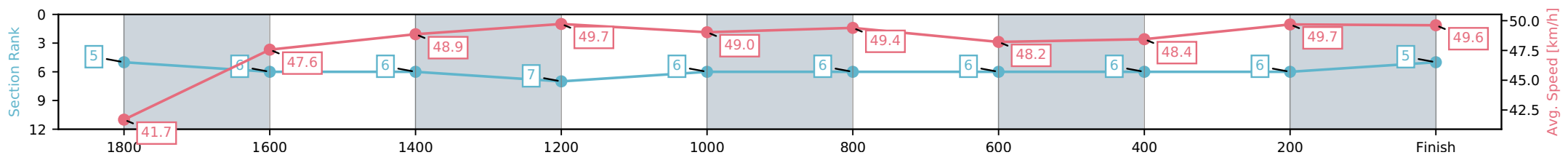
Race 4: WOODLANDS STUD TROT - 2000m

27 February 2026 - 7:00PM

Weather: Fine



Section	L2000	L1800	L1600	L1400	L1200	L1000	L800	L600	L400	L200
Section Times	2:31.62 (0:17.22)	2:14.40 [6] (0:15.39)	1:59.01 [6] (0:15.10)	1:43.91 [7] (0:14.48)	1:29.43 [6] (0:15.05)	1:14.38 [6] (0:14.88)	0:59.50 [6] (0:14.94)	0:44.56 [6] (0:15.20)	0:29.36 [6] (0:14.84)	0:14.52 [5] (0:14.52)
Average Speed [km/h]	41.7	47.6	48.9	49.7	49.0	49.4	48.2	48.4	49.7	49.6
Top Speed [km/h]	47.9	48.6	50.0	50.1	49.7	50.3	49.1	49.3	51.8	51.9
Avg. Dist. to Rail [m]	13.4	2.9	3.3	7.0	3.2	3.2	5.1	3.7	4.0	9.8



- [] Ranking at each section and finish
- :-:- No data available at this section
- NA No data available

Horse/Jockey Name	Hoof It Hagrid/R E Harrison
Finish Rank	6
Fastest Section Time (Section)	0:14.49 (1400-1200)
Top Speed [km/h] (Section)	50.9 (1600-1400)
Race State	Finished



NZ Metropolitan Trotting Club Inc Harness

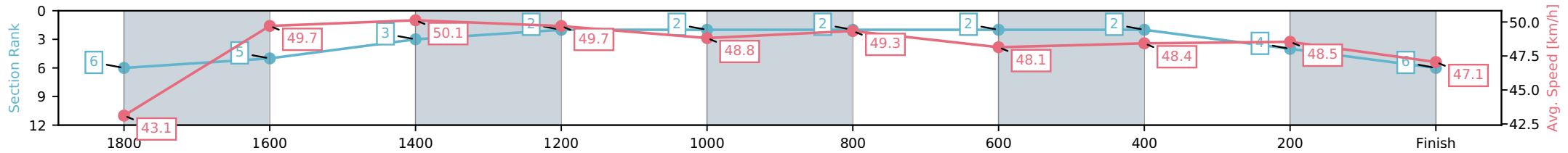
Race 4: WOODLANDS STUD TROT - 2000m

27 February 2026 - 7:00PM

Weather: Fine



Section	L2000	L1800	L1600	L1400	L1200	L1000	L800	L600	L400	L200
Section Times	2:32.04 (0:17.24)	2:14.80 [5] (0:14.87)	1:59.94 [3] (0:14.81)	1:45.13 [2] (0:14.49)	1:30.64 [2] (0:15.14)	1:15.50 [2] (0:14.94)	1:00.57 [2] (0:14.95)	0:45.62 [2] (0:15.22)	0:30.39 [4] (0:15.09)	0:15.31 [6] (0:15.31)
Average Speed [km/h]	43.1	49.7	50.1	49.7	48.8	49.3	48.1	48.4	48.5	47.1
Top Speed [km/h]	48.6	50.5	50.9	50.2	49.6	50.2	48.9	48.8	48.9	48.9
Avg. Dist. to Rail [m]	16.3	4.9	4.1	6.8	3.3	3.3	5.0	3.8	2.9	7.1



- [] Ranking at each section and finish
- :-:- No data available at this section
- NA No data available

Horse/Jockey Name	Tu Tangata/P C Nairn
Finish Rank	7
Fastest Section Time (Section)	0:14.25 (1400-1200)
Top Speed [km/h] (Section)	50.8 (1400-1200)
Race State	Finished



NZ Metropolitan Trotting Club Inc Harness

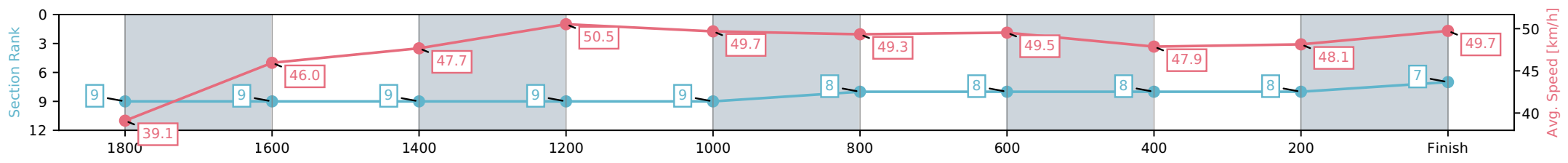
Race 4: WOODLANDS STUD TROT - 2000m

27 February 2026 - 7:00PM

Weather: Fine



Section	L2000	L1800	L1600	L1400	L1200	L1000	L800	L600	L400	L200
Section Times	2:32.53 (0:18.41)	2:14.12 [9] (0:15.83)	1:58.29 [9] (0:15.25)	1:43.04 [9] (0:14.25)	1:28.80 [9] (0:14.66)	1:14.13 [8] (0:14.76)	0:59.37 [8] (0:14.54)	0:44.83 [8] (0:15.29)	0:29.54 [8] (0:15.04)	0:14.50 [7] (0:14.50)
Average Speed [km/h]	39.1	46.0	47.7	50.5	49.7	49.3	49.5	47.9	48.1	49.7
Top Speed [km/h]	47.0	46.9	49.2	50.8	50.8	50.5	49.8	48.4	49.6	50.1
Avg. Dist. to Rail [m]	3.3	1.8	1.5	4.5	1.7	2.0	3.7	3.0	1.1	2.3



- [] Ranking at each section and finish
- :-:- No data available at this section
- NA No data available

Horse/Jockey Name	Koko Kaboom/W J House
Finish Rank	8
Fastest Section Time (Section)	0:14.27 (1400-1200)
Top Speed [km/h] (Section)	51.6 (1400-1200)
Race State	Finished



NZ Metropolitan Trotting Club Inc Harness

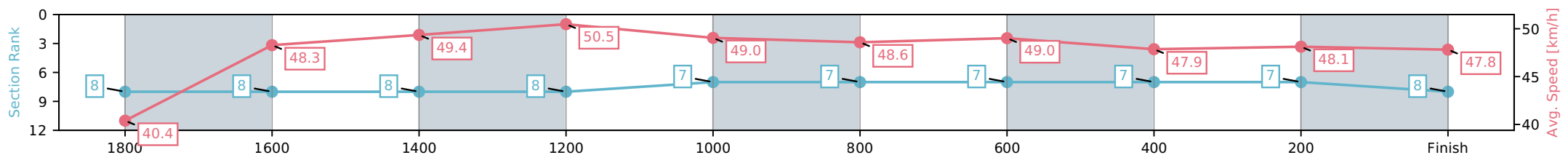
Race 4: WOODLANDS STUD TROT - 2000m

27 February 2026 - 7:00PM

Weather: Fine



Section	L2000	L1800	L1600	L1400	L1200	L1000	L800	L600	L400	L200
Section Times	2:32.69 (0:18.03)	2:14.66 [8] (0:15.23)	1:59.43 [8] (0:14.97)	1:44.46 [8] (0:14.27)	1:30.18 [7] (0:15.08)	1:15.10 [7] (0:15.03)	1:00.06 [7] (0:14.69)	0:45.37 [7] (0:15.22)	0:30.16 [7] (0:15.09)	0:15.07 [8] (0:15.07)
Average Speed [km/h]	40.4	48.3	49.4	50.5	49.0	48.6	49.0	47.9	48.1	47.8
Top Speed [km/h]	49.2	49.0	51.3	51.6	49.5	49.9	49.9	48.6	48.9	49.1
Avg. Dist. to Rail [m]	9.4	3.8	3.6	7.3	3.5	2.3	3.3	2.2	1.5	4.8



- [] Ranking at each section and finish
- :-:- No data available at this section
- NA No data available

Horse/Jockey Name	Lauzelle/L F O'Reilly
Finish Rank	9
Fastest Section Time (Section)	0:14.01 (800-600)
Top Speed [km/h] (Section)	52.2 (1200-1000)
Race State	Finished



NZ Metropolitan Trotting Club Inc Harness

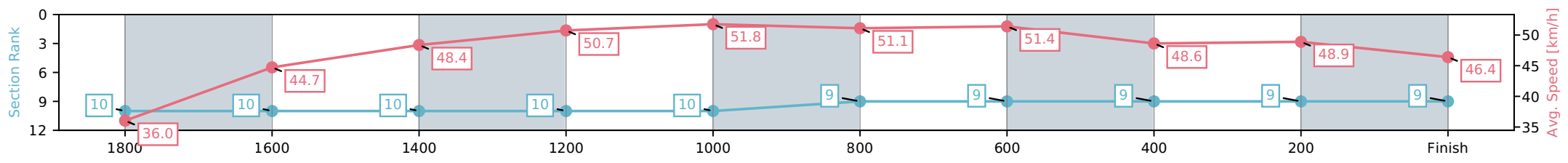
Race 4: WOODLANDS STUD TROT - 2000m



27 February 2026 - 7:00PM

Weather: Fine

Section	L2000	L1800	L1600	L1400	L1200	L1000	L800	L600	L400	L200
Section Times	2:33.86 (0:20.18)	2:13.68 [10] (0:16.27)	1:57.41 [10] (0:15.00)	1:42.41 [10] (0:14.19)	1:28.22 [10] (0:14.05)	1:14.17 [9] (0:14.41)	0:59.76 [9] (0:14.01)	0:45.75 [9] (0:15.19)	0:30.56 [9] (0:15.03)	0:15.53 [9] (0:15.53)
Average Speed [km/h]	36.0	44.7	48.4	50.7	51.8	51.1	51.4	48.6	48.9	46.4
Top Speed [km/h]	44.3	47.2	50.3	51.5	52.2	51.7	52.0	49.7	49.1	48.3
Avg. Dist. to Rail [m]	2.9	2.1	1.2	3.0	1.4	3.2	5.0	4.1	3.2	5.1



- [] Ranking at each section and finish
- :-:- No data available at this section
- NA No data available

Horse/Jockey Name	Father Mike/L D McCormick
Finish Rank	10
Fastest Section Time (Section)	0:14.12 (800-600)
Top Speed [km/h] (Section)	51.8 (800-600)
Race State	Finished



NZ Metropolitan Trotting Club Inc Harness

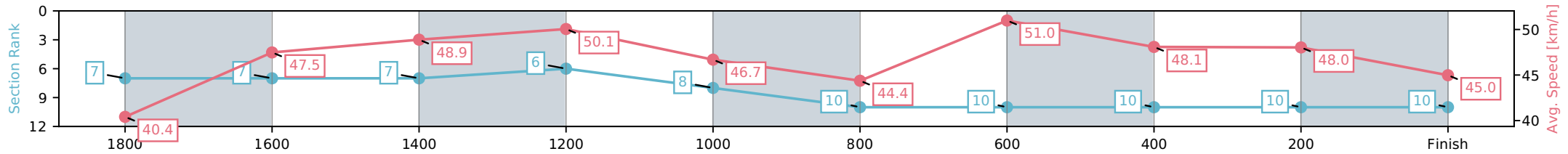
Race 4: WOODLANDS STUD TROT - 2000m

27 February 2026 - 7:00PM

Weather: Fine



Section	L2000	L1800	L1600	L1400	L1200	L1000	L800	L600	L400	L200
Section Times	2:34.45 (0:17.60)	2:16.85 [7] (0:15.34)	2:01.51 [7] (0:14.85)	1:46.66 [6] (0:14.39)	1:32.27 [8] (0:15.61)	1:16.65 [10] (0:16.34)	1:00.32 [10] (0:14.12)	0:46.19 [10] (0:15.11)	0:31.08 [10] (0:15.10)	0:15.98 [10] (0:15.98)
Average Speed [km/h]	40.4	47.5	48.9	50.1	46.7	44.4	51.0	48.1	48.0	45.0
Top Speed [km/h]	48.1	48.7	50.6	51.7	48.1	51.2	51.8	49.5	48.2	48.0
Avg. Dist. to Rail [m]	5.0	2.0	1.4	4.9	1.7	1.1	2.7	1.9	1.0	1.7



- [] Ranking at each section and finish
- :-:- No data available at this section
- NA No data available