



NZ Metropolitan Trotting Club Inc Harness  
 Race 6: TYRE GENERAL HANDICAP TROT - 2000m  
 27 February 2026 - 7:55PM



Weather: Fine

Field Times (Race Tempo) 2:31.95 (0:16.76) 2:15.19 (0:14.07) 2:01.12 (0:15.23) 1:45.89 (0:15.34) 1:30.55 (0:16.46) 1:14.09 (0:16.04) 0:58.05 (0:14.85) 0:43.21 (0:14.22)

Rank	TAB#	Horse	Overall Time	First 400m	Top Speed km/h (Section)	L2000	L1800	L1600	L1400	L1200	L1000	L800	L600
	(BAR#)	Driver	Margin (DT-W)	Last 600m	Fastest Section (Time)	Start - 1800	1800 - 1600	1600 - 1400	1400 - 1200	1200 - 1000	1000 - 800	800 - 600	600 - 400
1	6	Franco Josiah	2:31.95	0:30.83	53.1 (2000 - 1800)	2:31.95	2:15.19 [1]	2:01.12 [1]	1:45.89 [1]	1:30.55 [1]	1:14.09 [1]	0:58.05 [1]	0:43.21 [1]
	(U1)	J C Morrison		0:43.21	1800-1600 (0:14.07)	(0:16.76)	(0:14.07)	(0:15.23)	(0:15.34)	(0:16.46)	(0:16.04)	(0:14.85)	(0:14.22)
2	5	One El	2:32.07	0:32.36	52.4 (400-200)	2:32.07	2:14.64 [6]	1:59.71 [6]	1:44.23 [6]	1:29.27 [6]	1:13.35 [5]	0:57.48 [5]	0:42.90 [4]
	(5)	C J DeFilippi	0.7L (+16)	0:42.90	200-0 (0:14.24)	(0:17.44)	(0:14.92)	(0:15.48)	(0:14.96)	(0:15.92)	(0:15.87)	(0:14.58)	(0:14.38)
3	9	Paris Prince	2:32.37	0:33.03	53.2 (400-200)	2:32.37	2:14.20 [8]	1:59.34 [8]	1:43.78 [8]	1:28.87 [8]	1:12.94 [8]	0:57.13 [8]	0:42.53 [8]
	(1)	S J Thornley	2.5L (+16)	0:42.53	200-0 (0:13.92)	(0:18.17)	(0:14.86)	(0:15.56)	(0:14.91)	(0:15.93)	(0:15.82)	(0:14.60)	(0:14.43)
4	1	Premium Player	2:32.38	0:31.45	52.0 (1800-1600)	2:32.38	2:15.22 [4]	2:00.93 [3]	1:45.63 [3]	1:30.24 [3]	1:13.93 [4]	0:57.88 [4]	0:43.09 [5]
	(1)	G D Smith	2.5L (-2)	0:43.09	200-0 (0:14.26)	(0:17.16)	(0:14.29)	(0:15.29)	(0:15.39)	(0:16.31)	(0:16.05)	(0:14.79)	(0:14.42)
5	8	Rachmaninov	2:32.44	0:31.16	52.8 (1800-1600)	2:32.44	2:15.64 [2]	2:01.28 [2]	1:46.06 [2]	1:30.68 [2]	1:14.28 [2]	0:58.22 [2]	0:43.41 [3]
	(U3)	R D Close	2.9L (+1)	0:43.41	600-400 (0:14.32)	(0:16.80)	(0:14.36)	(0:15.22)	(0:15.37)	(0:16.41)	(0:16.05)	(0:14.81)	(0:14.32)
6	4	Sunny Louis	2:32.49	0:32.06	51.1 (600-400)	2:32.49	2:15.34 [3]	2:00.43 [5]	1:44.98 [5]	1:30.03 [4]	1:14.08 [3]	0:58.22 [3]	0:43.65 [2]
	(4)	B N Orange	3.2L (+11)	0:43.64	600-400 (0:14.38)	(0:17.15)	(0:14.91)	(0:15.45)	(0:14.95)	(0:15.94)	(0:15.86)	(0:14.57)	(0:14.38)
7	3	Vertigo	2:32.53	0:31.83	52.2 (400-200)	2:32.53	2:14.96 [7]	2:00.69 [4]	1:45.38 [4]	1:30.05 [5]	1:13.73 [6]	0:57.70 [6]	0:42.93 [7]
	(3)	L D McCormick	3.4L (+0)	0:42.93	200-0 (0:14.24)	(0:17.57)	(0:14.26)	(0:15.31)	(0:15.33)	(0:16.32)	(0:16.03)	(0:14.77)	(0:14.44)
8	2	Zoltan Boscik	2:32.56	0:33.40	53.9 (400-200)	2:32.56	2:14.04 [9]	1:59.16 [9]	1:43.66 [9]	1:28.78 [9]	1:12.81 [9]	0:57.02 [10]	0:42.39 [10]
	(2)	L J Whittaker	3.6L (+14)	0:42.38	200-0 (0:13.95)	(0:18.52)	(0:14.88)	(0:15.50)	(0:14.89)	(0:15.96)	(0:15.79)	(0:14.63)	(0:14.39)
9	10	Helloveamoment	2:32.61	0:33.83	52.4 (200-0)	2:32.61	2:13.83 [10]	1:58.78 [10]	1:43.33 [10]	1:28.40 [10]	1:12.68 [10]	0:57.30 [9]	0:42.62 [9]
	(2)	S J Ottley	3.9L (+6)	0:42.62	200-0 (0:14.05)	(0:18.78)	(0:15.05)	(0:15.45)	(0:14.92)	(0:15.72)	(0:15.38)	(0:14.68)	(0:14.45)
10	7	Wilma's Boy	2:35.14	0:32.41	52.0 (600-400)	2:35.14	2:17.84 [5]	2:02.73 [7]	1:46.94 [7]	1:32.03 [7]	1:16.08 [7]	1:00.26 [7]	0:45.64 [6]
	(U2)	R J Butt	18.8L (+18)	0:45.64	600-400 (0:14.37)	(0:17.30)	(0:15.11)	(0:15.79)	(0:14.91)	(0:15.95)	(0:15.82)	(0:14.61)	(0:14.37)

- [ ] Position in running at each section and finish
- :-:- No data available at this section
- NA No data available
- DNT Did not track
- TAB# Saddle cloth number
- BAR# Barrier/Gate Position
- DNF Did not finish
- DT-W Distance travelled compared to winner in metres
- Fastest split
- Fastest section



NZ Metropolitan Trotting Club Inc Harness  
 Race 6: TYRE GENERAL HANDICAP TROT - 2000m  
 27 February 2026 - 7:55PM



Weather: Fine

Field Times                      0:28.98      0:14.74  
 (Race Tempo)                    (0:14.25)    (0:14.74)

Rank	TAB#	Horse	Overall Time	First 400m	Top Speed km/h (Section)	L400	L200						
	(BAR#)	Driver	Margin (DT-W)	Last 600m	Fastest Section (Time)	400 - 200	200 - Finish						
1	6	Franco Josiah	2:31.95	0:30.83	53.1 (2000 - 1800)	0:28.98 [1]	0:14.74 [1]						
	(U1)	J C Morrison		0:43.21	1800-1600 (0:14.07)	(0:14.25)	(0:14.74)						
2	5	One El	2:32.07	0:32.36	52.4 (400-200)	0:28.52 [4]	0:14.24 [4]						
	(5)	C J DeFilippi	0.7L (+16)	0:42.90	200-0 (0:14.24)	(0:14.28)	(0:14.24)						
3	9	Paris Prince	2:32.37	0:33.03	53.2 (400-200)	0:28.10 [8]	0:13.92 [8]						
	(1)	S J Thornley	2.5L (+16)	0:42.53	200-0 (0:13.92)	(0:14.18)	(0:13.92)						
4	1	Premium Player	2:32.38	0:31.45	52.0 (1800-1600)	0:28.67 [5]	0:14.26 [5]						
	(1)	G D Smith	2.5L (-2)	0:43.09	200-0 (0:14.26)	(0:14.41)	(0:14.26)						
5	8	Rachmaninov	2:32.44	0:31.16	52.8 (1800-1600)	0:29.09 [3]	0:14.68 [3]						
	(U3)	R D Close	2.9L (+1)	0:43.41	600-400 (0:14.32)	(0:14.41)	(0:14.68)						
6	4	Sunny Louis	2:32.49	0:32.06	51.1 (600-400)	0:29.26 [2]	0:14.85 [2]						
	(4)	B N Orange	3.2L (+11)	0:43.64	600-400 (0:14.38)	(0:14.41)	(0:14.85)						
7	3	Vertigo	2:32.53	0:31.83	52.2 (400-200)	0:28.49 [7]	0:14.24 [6]						
	(3)	L D McCormick	3.4L (+0)	0:42.93	200-0 (0:14.24)	(0:14.25)	(0:14.24)						
8	2	Zoltan Boscik	2:32.56	0:33.40	53.9 (400-200)	0:28.00 [10]	0:13.95 [10]						
	(2)	L J Whittaker	3.6L (+14)	0:42.38	200-0 (0:13.95)	(0:14.04)	(0:13.95)						
9	10	Helloveamoment	2:32.61	0:33.83	52.4 (200-0)	0:28.18 [9]	0:14.05 [9]						
	(2)	S J Ottley	3.9L (+6)	0:42.62	200-0 (0:14.05)	(0:14.12)	(0:14.05)						
10	7	Wilma's Boy	2:35.14	0:32.41	52.0 (600-400)	0:31.28 [6]	0:16.82 [7]						
	(U2)	R J Butt	18.8L (+18)	0:45.64	600-400 (0:14.37)	(0:14.45)	(0:16.82)						

- [ ] Position in running at each section and finish    TAB# Saddle cloth number                       Fastest split
- :-:- No data available at this section                      BAR# Barrier/Gate Position                                       Fastest section
- NA No data available    DNF Did not finish
- DNT Did not track    DT-W Distance travelled compared to winner in metres

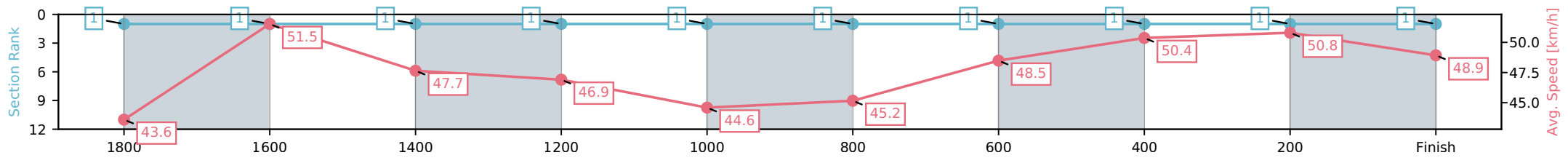
Horse/Jockey Name	Franco Josiah/J C Morrison
Finish Rank	1
Fastest Section Time (Section)	0:14.07 (1800-1600)
Top Speed [km/h] (Section)	53.1 (2000 - 1800)
Race State	Finished



NZ Metropolitan Trotting Club Inc Harness  
 Race 6: TYRE GENERAL HANDICAP TROT - 2000m  
 27 February 2026 - 7:55PM  
 Weather: Fine



Section	L2000	L1800	L1600	L1400	L1200	L1000	L800	L600	L400	L200
Section Times	2:31.95 (0:16.76)	2:15.19 [1] (0:14.07)	2:01.12 [1] (0:15.23)	1:45.89 [1] (0:15.34)	1:30.55 [1] (0:16.46)	1:14.09 [1] (0:16.04)	0:58.05 [1] (0:14.85)	0:43.21 [1] (0:14.22)	0:28.98 [1] (0:14.25)	0:14.74 [1] (0:14.74)
Average Speed [km/h]	43.6	51.5	47.7	46.9	44.6	45.2	48.5	50.4	50.8	48.9
Top Speed [km/h]	53.1	52.9	49.2	47.7	45.1	45.6	49.8	50.8	51.2	51.2
Avg. Dist. to Rail [m]	13.2	2.1	1.3	3.1	2.3	1.3	0.6	0.6	1.4	4.6



[ ] Ranking at each section and finish  
 -:-:- No data available at this section  
 NA No data available

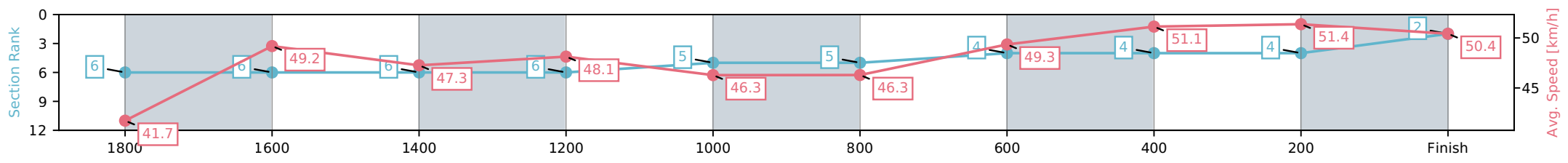
Horse/Jockey Name	One El/C J DeFilippi
Finish Rank	2
Fastest Section Time (Section)	0:14.24 (200-0)
Top Speed [km/h] (Section)	52.4 (400-200)
Race State	Finished



NZ Metropolitan Trotting Club Inc Harness  
 Race 6: TYRE GENERAL HANDICAP TROT - 2000m  
 27 February 2026 - 7:55PM  
 Weather: Fine



Section	L2000	L1800	L1600	L1400	L1200	L1000	L800	L600	L400	L200
Section Times	2:32.07 (0:17.44)	2:14.64 [6] (0:14.92)	1:59.71 [6] (0:15.48)	1:44.23 [6] (0:14.96)	1:29.27 [5] (0:15.92)	1:13.35 [5] (0:15.87)	0:57.48 [4] (0:14.58)	0:42.90 [4] (0:14.38)	0:28.52 [4] (0:14.28)	0:14.24 [2] (0:14.24)
Average Speed [km/h]	41.7	49.2	47.3	48.1	46.3	46.3	49.3	51.1	51.4	50.4
Top Speed [km/h]	50.9	49.8	49.5	49.3	47.2	46.8	50.7	51.4	52.4	52.4
Avg. Dist. to Rail [m]	10.0	3.5	2.2	4.4	2.9	2.8	3.6	3.0	3.1	5.9



[ ] Ranking at each section and finish  
 -:-:- No data available at this section  
 NA No data available

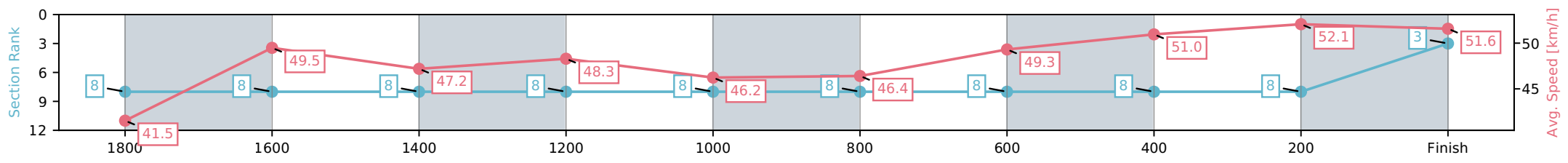
Horse/Jockey Name	Paris Prince/S J Thornley
Finish Rank	3
Fastest Section Time (Section)	0:13.92 (200-0)
Top Speed [km/h] (Section)	53.2 (400-200)
Race State	Finished



NZ Metropolitan Trotting Club Inc Harness  
 Race 6: TYRE GENERAL HANDICAP TROT - 2000m  
 27 February 2026 - 7:55PM  
 Weather: Fine



Section	L2000	L1800	L1600	L1400	L1200	L1000	L800	L600	L400	L200
Section Times	2:32.37 (0:18.17)	2:14.20 [8] (0:14.86)	1:59.34 [8] (0:15.56)	1:43.78 [8] (0:14.91)	1:28.87 [8] (0:15.93)	1:12.94 [8] (0:15.82)	0:57.13 [8] (0:14.60)	0:42.53 [8] (0:14.43)	0:28.10 [8] (0:14.18)	0:13.92 [3] (0:13.92)
Average Speed [km/h]	41.5	49.5	47.2	48.3	46.2	46.4	49.3	51.0	52.1	51.6
Top Speed [km/h]	49.8	49.9	49.7	49.2	47.5	46.9	50.5	51.9	53.2	53.1
Avg. Dist. to Rail [m]	5.2	3.5	2.7	4.6	2.9	2.8	3.6	3.1	4.2	9.1



[ ] Ranking at each section and finish  
 -:-:- No data available at this section  
 NA No data available

Horse/Jockey Name	Premium Player/G D Smith
Finish Rank	4
Fastest Section Time (Section)	0:14.26 (200-0)
Top Speed [km/h] (Section)	52.0 (1800-1600)
Race State	Finished



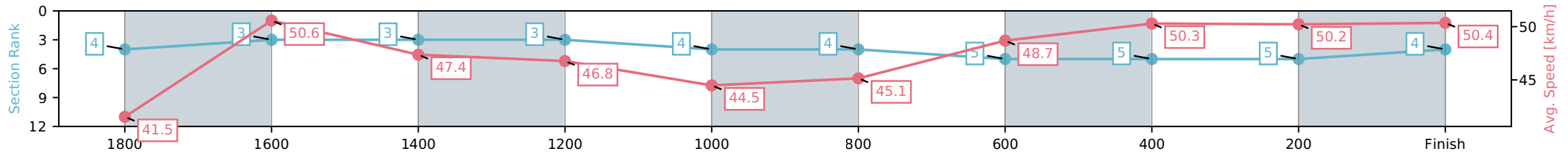
NZ Metropolitan Trotting Club Inc Harness  
 Race 6: TYRE GENERAL HANDICAP TROT - 2000m



27 February 2026 - 7:55PM

Weather: Fine

Section	L2000	L1800	L1600	L1400	L1200	L1000	L800	L600	L400	L200
Section Times	2:32.38 (0:17.16)	2:15.22 [3] (0:14.29)	2:00.93 [3] (0:15.29)	1:45.63 [3] (0:15.39)	1:30.24 [4] (0:16.31)	1:13.93 [4] (0:16.05)	0:57.88 [5] (0:14.79)	0:43.09 [5] (0:14.42)	0:28.67 [5] (0:14.41)	0:14.26 [4] (0:14.26)
Average Speed [km/h]	41.5	50.6	47.4	46.8	44.5	45.1	48.7	50.3	50.2	50.4
Top Speed [km/h]	51.7	52.0	48.1	47.7	45.4	45.5	49.7	50.7	51.4	51.6
Avg. Dist. to Rail [m]	1.9	0.9	1.0	2.6	1.0	1.1	1.8	1.3	1.1	6.2



- [ ] Ranking at each section and finish
- :-:- No data available at this section
- NA No data available

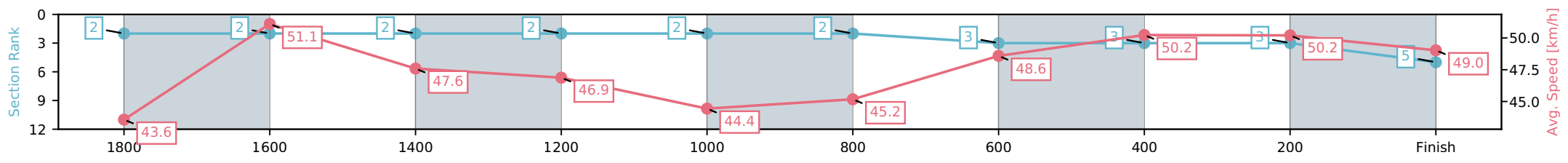
Horse/Jockey Name	Rachmaninov/R D Close
Finish Rank	5
Fastest Section Time (Section)	0:14.32 (600-400)
Top Speed [km/h] (Section)	52.8 (1800-1600)
Race State	Finished



NZ Metropolitan Trotting Club Inc Harness  
 Race 6: TYRE GENERAL HANDICAP TROT - 2000m  
 27 February 2026 - 7:55PM  
 Weather: Fine



Section	L2000	L1800	L1600	L1400	L1200	L1000	L800	L600	L400	L200
Section Times	2:32.44 (0:16.80)	2:15.64 [2] (0:14.36)	2:01.28 [2] (0:15.22)	1:46.06 [2] (0:15.37)	1:30.68 [2] (0:16.41)	1:14.28 [2] (0:16.05)	0:58.22 [3] (0:14.81)	0:43.41 [3] (0:14.32)	0:29.09 [3] (0:14.41)	0:14.68 [5] (0:14.68)
Average Speed [km/h]	43.6	51.1	47.6	46.9	44.4	45.2	48.6	50.2	50.2	49.0
Top Speed [km/h]	52.5	52.8	49.1	47.8	45.1	45.7	50.0	50.4	50.8	50.8
Avg. Dist. to Rail [m]	17.2	4.2	1.1	2.6	1.6	1.3	0.9	0.4	1.2	3.0



[ ] Ranking at each section and finish  
 -:-:- No data available at this section  
 NA No data available

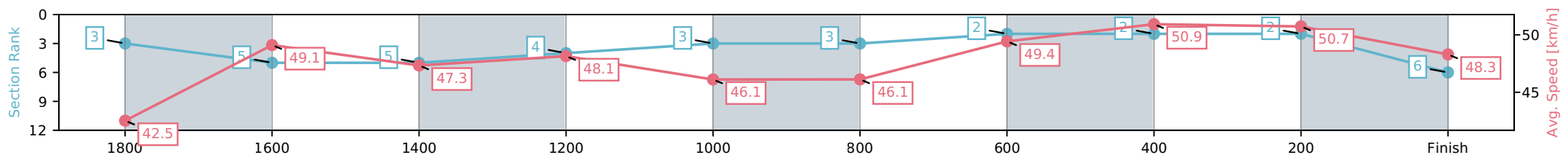
Horse/Jockey Name	Sunny Louis/B N Orange
Finish Rank	6
Fastest Section Time (Section)	0:14.38 (600-400)
Top Speed [km/h] (Section)	51.1 (600-400)
Race State	Finished



NZ Metropolitan Trotting Club Inc Harness  
 Race 6: TYRE GENERAL HANDICAP TROT - 2000m  
 27 February 2026 - 7:55PM  
 Weather: Fine



Section	L2000	L1800	L1600	L1400	L1200	L1000	L800	L600	L400	L200
Section Times	2:32.49 (0:17.15)	2:15.34 [5] (0:14.91)	2:00.43 [5] (0:15.45)	1:44.98 [4] (0:14.95)	1:30.03 [3] (0:15.94)	1:14.08 [3] (0:15.86)	0:58.22 [2] (0:14.57)	0:43.65 [2] (0:14.38)	0:29.26 [2] (0:14.41)	0:14.85 [6] (0:14.85)
Average Speed [km/h]	42.5	49.1	47.3	48.1	46.1	46.1	49.4	50.9	50.7	48.3
Top Speed [km/h]	50.5	49.6	49.3	49.1	46.7	46.9	50.8	51.1	51.0	50.4
Avg. Dist. to Rail [m]	7.2	2.9	2.0	3.8	2.6	2.5	3.2	2.5	2.4	4.3



[ ] Ranking at each section and finish  
 -:-:- No data available at this section  
 NA No data available

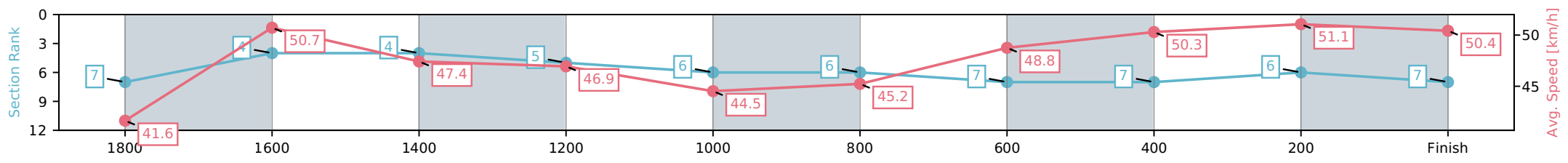
Horse/Jockey Name	Vertigo/L D McCormick
Finish Rank	7
Fastest Section Time (Section)	0:14.24 (200-0)
Top Speed [km/h] (Section)	52.2 (400-200)
Race State	Finished



NZ Metropolitan Trotting Club Inc Harness  
 Race 6: TYRE GENERAL HANDICAP TROT - 2000m  
 27 February 2026 - 7:55PM  
 Weather: Fine



Section	L2000	L1800	L1600	L1400	L1200	L1000	L800	L600	L400	L200
Section Times	2:32.53 (0:17.57)	2:14.96 [4] (0:14.26)	2:00.69 [4] (0:15.31)	1:45.38 [5] (0:15.33)	1:30.05 [6] (0:16.32)	1:13.73 [6] (0:16.03)	0:57.70 [7] (0:14.77)	0:42.93 [7] (0:14.44)	0:28.49 [6] (0:14.25)	0:14.24 [7] (0:14.24)
Average Speed [km/h]	41.6	50.7	47.4	46.9	44.5	45.2	48.8	50.3	51.1	50.4
Top Speed [km/h]	50.3	51.0	49.6	48.0	45.5	45.8	49.7	50.8	52.2	52.0
Avg. Dist. to Rail [m]	5.4	1.2	1.2	2.8	1.2	1.3	2.0	1.4	2.0	7.6



[ ] Ranking at each section and finish  
 -:-:- No data available at this section  
 NA No data available

Horse/Jockey Name	Zoltan Boscik/L J Whittaker
Finish Rank	8
Fastest Section Time (Section)	0:13.95 (200-0)
Top Speed [km/h] (Section)	53.9 (400-200)
Race State	Finished



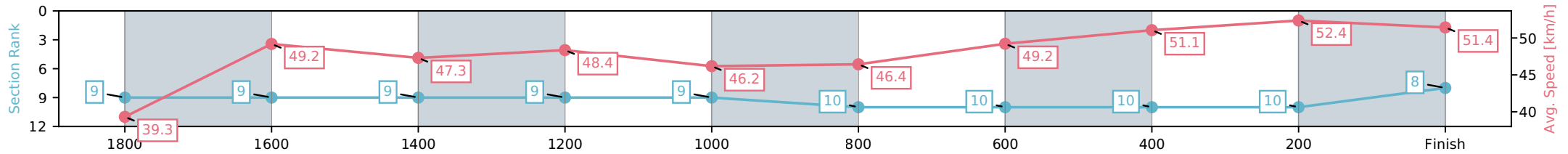
NZ Metropolitan Trotting Club Inc Harness  
 Race 6: TYRE GENERAL HANDICAP TROT - 2000m



27 February 2026 - 7:55PM

Weather: Fine

Section	L2000	L1800	L1600	L1400	L1200	L1000	L800	L600	L400	L200
Section Times	2:32.56 (0:18.52)	2:14.04 [9] (0:14.88)	1:59.16 [9] (0:15.50)	1:43.66 [9] (0:14.89)	1:28.78 [9] (0:15.96)	1:12.81 [10] (0:15.79)	0:57.02 [10] (0:14.63)	0:42.39 [10] (0:14.39)	0:28.00 [10] (0:14.04)	0:13.95 [8] (0:13.95)
Average Speed [km/h]	39.3	49.2	47.3	48.4	46.2	46.4	49.2	51.1	52.4	51.4
Top Speed [km/h]	49.8	49.6	49.6	49.3	48.0	47.3	50.5	52.2	53.9	52.8
Avg. Dist. to Rail [m]	5.4	3.1	2.4	4.6	2.9	2.8	3.7	3.1	3.2	5.0



- [ ] Ranking at each section and finish
- :-:- No data available at this section
- NA No data available

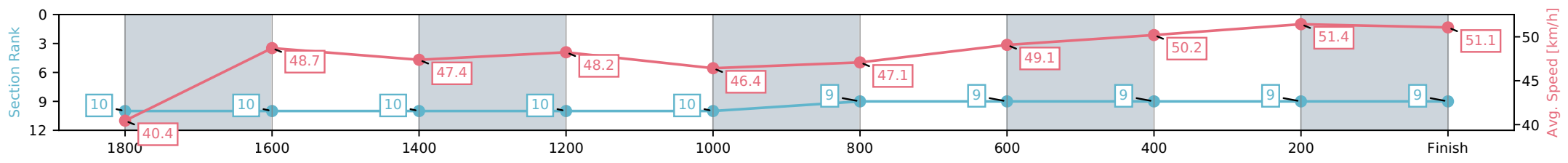
Horse/Jockey Name	Helloveamoment/S J Ottley
Finish Rank	9
Fastest Section Time (Section)	0:14.05 (200-0)
Top Speed [km/h] (Section)	52.4 (200-0)
Race State	Finished



NZ Metropolitan Trotting Club Inc Harness  
 Race 6: TYRE GENERAL HANDICAP TROT - 2000m  
 27 February 2026 - 7:55PM  
 Weather: Fine



Section	L2000	L1800	L1600	L1400	L1200	L1000	L800	L600	L400	L200
Section Times	2:32.61 (0:18.78)	2:13.83 [10] (0:15.05)	1:58.78 [10] (0:15.45)	1:43.33 [10] (0:14.92)	1:28.40 [10] (0:15.72)	1:12.68 [9] (0:15.38)	0:57.30 [9] (0:14.68)	0:42.62 [9] (0:14.45)	0:28.18 [9] (0:14.12)	0:14.05 [9] (0:14.05)
Average Speed [km/h]	40.4	48.7	47.4	48.2	46.4	47.1	49.1	50.2	51.4	51.1
Top Speed [km/h]	49.1	49.4	49.0	49.0	48.0	48.1	50.0	51.0	52.2	52.4
Avg. Dist. to Rail [m]	8.2	3.5	2.4	5.0	1.8	1.1	2.2	1.4	1.3	1.4



[ ] Ranking at each section and finish  
 -:-:- No data available at this section  
 NA No data available

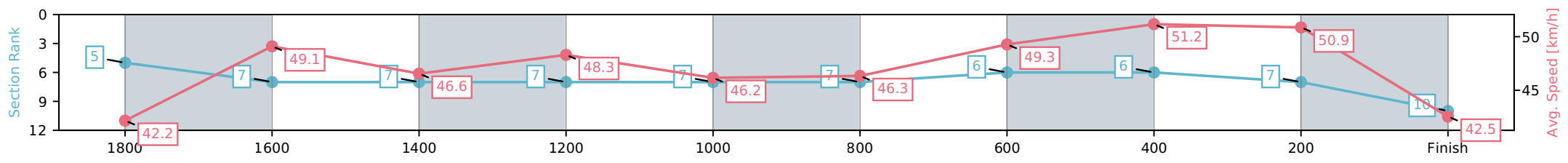
Horse/Jockey Name	Wilma's Boy/R J Butt
Finish Rank	10
Fastest Section Time (Section)	0:14.37 (600-400)
Top Speed [km/h] (Section)	52.0 (600-400)
Race State	Finished



NZ Metropolitan Trotting Club Inc Harness  
 Race 6: TYRE GENERAL HANDICAP TROT - 2000m  
 27 February 2026 - 7:55PM  
 Weather: Fine



Section	L2000	L1800	L1600	L1400	L1200	L1000	L800	L600	L400	L200
Section Times	2:35.14 (0:17.30)	2:17.84 [7] (0:15.11)	2:02.73 [7] (0:15.79)	1:46.94 [7] (0:14.91)	1:32.03 [7] (0:15.95)	1:16.08 [7] (0:15.82)	1:00.26 [6] (0:14.61)	0:45.64 [6] (0:14.37)	0:31.28 [7] (0:14.45)	0:16.82 [10] (0:16.82)
Average Speed [km/h]	42.2	49.1	46.6	48.3	46.2	46.3	49.3	51.2	50.9	42.5
Top Speed [km/h]	50.1	50.3	47.3	49.5	47.0	46.8	50.7	52.0	51.7	48.6
Avg. Dist. to Rail [m]	14.8	5.2	2.8	4.4	2.8	2.7	3.5	3.0	3.5	5.6



[ ] Ranking at each section and finish  
 -:-:- No data available at this section  
 NA No data available