



NZ Metropolitan Trotting Club Inc Harness
 Race 7: MATT HARRISON CONSTRUCTION MOBILE PACE - 1980m
 27 February 2026 - 8:23PM



Weather: Fine

Field Times (Race Tempo) 2:22.50 (0:11.54) 2:10.96 (0:14.95) 1:56.01 (0:15.01) 1:41.00 (0:15.02) 1:25.98 (0:15.76) 1:10.22 (0:15.54) 0:54.68 (0:14.37) 0:40.31 (0:14.07)

| Rank | TAB# | Horse | Overall Time | First 400m | Top Speed km/h (Section) | L1980 | L1800 | L1600 | L1400 | L1200 | L1000 | L800 | L600 |
|------|--------|--------------------|---------------|------------|--------------------------|--------------|-------------|-------------|-------------|-------------|-------------|-------------|-------------|
| | (BAR#) | Driver | Margin (DT-W) | Last 600m | Fastest Section (Time) | Start - 1800 | 1800 - 1600 | 1600 - 1400 | 1400 - 1200 | 1200 - 1000 | 1000 - 800 | 800 - 600 | 600 - 400 |
| 1 | 8 | Jumal | 2:22.50 | 0:28.85 | 58.3 (200-0) | 2:22.50 | 2:10.96 [1] | 1:55.56 [2] | 1:40.58 [2] | 1:25.65 [2] | 1:09.86 [2] | 0:54.34 [2] | 0:40.01 [3] |
| | (8) | S J Ottley | | 0:40.01 | 200-0 (0:12.53) | (0:11.54) | (0:15.40) | (0:14.98) | (0:14.94) | (0:15.80) | (0:15.52) | (0:14.32) | (0:14.05) |
| 2 | 9 | The Lazarus Effect | 2:22.56 | 0:28.39 | 56.6 (200-0) | 2:22.56 | 2:10.87 [2] | 1:56.07 [1] | 1:41.06 [1] | 1:26.04 [1] | 1:10.28 [1] | 0:54.74 [1] | 0:40.37 [1] |
| | (9) | R J Butt | 0.4L (+2) | 0:40.38 | 200-0 (0:12.89) | (0:11.69) | (0:14.80) | (0:15.01) | (0:15.02) | (0:15.76) | (0:15.54) | (0:14.37) | (0:14.07) |
| 3 | 3 | Sonofamistry | 2:23.02 | 0:29.32 | 57.4 (400-200) | 2:23.02 | 2:11.21 [3] | 1:55.65 [3] | 1:40.67 [3] | 1:25.72 [3] | 1:10.06 [3] | 0:54.52 [4] | 0:40.24 [4] |
| | (3) | T M Williams | 3.0L (+1) | 0:40.25 | 200-0 (0:12.91) | (0:11.81) | (0:15.56) | (0:14.98) | (0:14.95) | (0:15.67) | (0:15.54) | (0:14.28) | (0:14.04) |
| 4 | 10 | Bazooka | 2:24.07 | 0:29.75 | 54.1 (400-200) | 2:24.07 | 2:11.24 [5] | 1:55.84 [5] | 1:40.91 [5] | 1:26.41 [5] | 1:11.01 [4] | 0:55.75 [3] | 0:41.62 [2] |
| | (10) | B N Orange | 9.2L (+14) | 0:41.63 | 400-200 (0:13.62) | (0:12.83) | (0:15.40) | (0:14.93) | (0:14.50) | (0:15.40) | (0:15.26) | (0:14.13) | (0:13.97) |
| 5 | 4 | Bryce's Meddle | 2:24.29 | 0:30.82 | 55.1 (200-0) | 2:24.29 | 2:11.05 [7] | 1:55.31 [7] | 1:40.48 [7] | 1:25.91 [7] | 1:10.56 [8] | 0:55.28 [7] | 0:41.16 [6] |
| | (4) | John R Dunn | 10.5L (+11) | 0:41.17 | 400-200 (0:13.51) | (0:13.24) | (0:15.74) | (0:14.83) | (0:14.57) | (0:15.35) | (0:15.28) | (0:14.12) | (0:14.09) |
| 6 | 2 | Captain Kobe | 2:24.36 | 0:30.28 | 53.8 (200-0) | 2:24.36 | 2:11.35 [6] | 1:55.75 [6] | 1:40.94 [6] | 1:26.44 [6] | 1:10.93 [6] | 0:55.67 [5] | 0:41.51 [5] |
| | (2) | W J House | 10.9L (+11) | 0:41.51 | 200-0 (0:13.80) | (0:13.01) | (0:15.60) | (0:14.80) | (0:14.50) | (0:15.52) | (0:15.26) | (0:14.16) | (0:13.90) |
| 7 | 5 | Song Sung Blue | 2:24.77 | 0:31.17 | 55.5 (400-200) | 2:24.77 | 2:11.22 [8] | 1:55.46 [8] | 1:40.63 [8] | 1:26.35 [8] | 1:11.15 [7] | 0:55.59 [8] | 0:41.36 [8] |
| | (5) | G N Thornley | 13.4L (+7) | 0:41.36 | 400-200 (0:13.52) | (0:13.55) | (0:15.76) | (0:14.83) | (0:14.28) | (0:15.20) | (0:15.55) | (0:14.23) | (0:14.11) |
| 8 | 1 | Showcase | 2:31.18 | 0:29.64 | 51.5 (1980 - 1800) | 2:31.18 | 2:18.67 [4] | 2:03.36 [4] | 1:48.32 [4] | 1:33.54 [4] | 1:17.85 [5] | 1:02.31 [6] | 0:48.00 [7] |
| | (1) | Craig D Thornley | 51.1L (+1) | 0:48.01 | 800-600 (0:14.30) | (0:12.51) | (0:15.31) | (0:15.04) | (0:14.77) | (0:15.70) | (0:15.54) | (0:14.30) | (0:14.91) |

Scratched: Munroe's Mate (#6), Slots (#7)

- [] Position in running at each section and finish
- :-:- No data available at this section
- NA No data available
- DNT Did not track
- TAB# Saddle cloth number
- BAR# Barrier/Gate Position
- DNF Did not finish
- DT-W Distance travelled compared to winner in metres
- [] Fastest split
- [█] Fastest section



NZ Metropolitan Trotting Club Inc Harness
 Race 7: MATT HARRISON CONSTRUCTION MOBILE PACE - 1980m
 27 February 2026 - 8:23PM



Weather: Fine

Field Times 0:26.25 0:12.83
 (Race Tempo) (0:13.42) (0:12.83)

| Rank | TAB# | Horse | Overall Time | First 400m | Top Speed km/h (Section) | L400 | L200 | | | | | | |
|------|--------|--------------------|---------------|------------|--------------------------|-------------|--------------|--|--|--|--|--|--|
| | (BAR#) | Driver | Margin (DT-W) | Last 600m | Fastest Section (Time) | 400 - 200 | 200 - Finish | | | | | | |
| 1 | 8 | Jumal | 2:22.50 | 0:28.85 | 58.3 (200-0) | 0:25.96 [3] | 0:12.53 [2] | | | | | | |
| | (8) | S J Ottley | | 0:40.01 | 200-0 (0:12.53) | (0:13.43) | (0:12.53) | | | | | | |
| 2 | 9 | The Lazarus Effect | 2:22.56 | 0:28.39 | 56.6 (200-0) | 0:26.31 [1] | 0:12.89 [1] | | | | | | |
| | (9) | R J Butt | 0.4L (+2) | 0:40.38 | 200-0 (0:12.89) | (0:13.42) | (0:12.89) | | | | | | |
| 3 | 3 | Sonofamistry | 2:23.02 | 0:29.32 | 57.4 (400-200) | 0:26.20 [5] | 0:12.91 [4] | | | | | | |
| | (3) | T M Williams | 3.0L (+1) | 0:40.25 | 200-0 (0:12.91) | (0:13.30) | (0:12.91) | | | | | | |
| 4 | 10 | Bazooka | 2:24.07 | 0:29.75 | 54.1 (400-200) | 0:27.65 [2] | 0:14.04 [3] | | | | | | |
| | (10) | B N Orange | 9.2L (+14) | 0:41.63 | 400-200 (0:13.62) | (0:13.62) | (0:14.04) | | | | | | |
| 5 | 4 | Bryce's Meddle | 2:24.29 | 0:30.82 | 55.1 (200-0) | 0:27.08 [6] | 0:13.57 [6] | | | | | | |
| | (4) | John R Dunn | 10.5L (+11) | 0:41.17 | 400-200 (0:13.51) | (0:13.51) | (0:13.57) | | | | | | |
| 6 | 2 | Captain Kobe | 2:24.36 | 0:30.28 | 53.8 (200-0) | 0:27.61 [4] | 0:13.80 [5] | | | | | | |
| | (2) | W J House | 10.9L (+11) | 0:41.51 | 200-0 (0:13.80) | (0:13.81) | (0:13.80) | | | | | | |
| 7 | 5 | Song Sung Blue | 2:24.77 | 0:31.17 | 55.5 (400-200) | 0:27.25 [7] | 0:13.73 [7] | | | | | | |
| | (5) | G N Thornley | 13.4L (+7) | 0:41.36 | 400-200 (0:13.52) | (0:13.52) | (0:13.73) | | | | | | |
| 8 | 1 | Showcase | 2:31.18 | 0:29.64 | 51.5 (1980 - 1800) | 0:33.10 [8] | 0:17.02 [8] | | | | | | |
| | (1) | Craig D Thornley | 51.1L (+1) | 0:48.01 | 800-600 (0:14.30) | (0:16.08) | (0:17.02) | | | | | | |

Scratched: Munroe's Mate (#6), Slots (#7)

[] Position in running at each section and finish TAB# Saddle cloth number

Fastest split

-:-:- No data available at this section

BAR# Barrier/Gate Position

Fastest section

NA No data available

DNF Did not finish

DNT Did not track

DT-W Distance travelled compared to winner in metres

| | |
|--------------------------------|------------------|
| Horse/Jockey Name | Jumal/S J Ottley |
| Finish Rank | 1 |
| Fastest Section Time (Section) | 0:12.53 (200-0) |
| Top Speed [km/h] (Section) | 58.3 (200-0) |
| Race State | Finished |



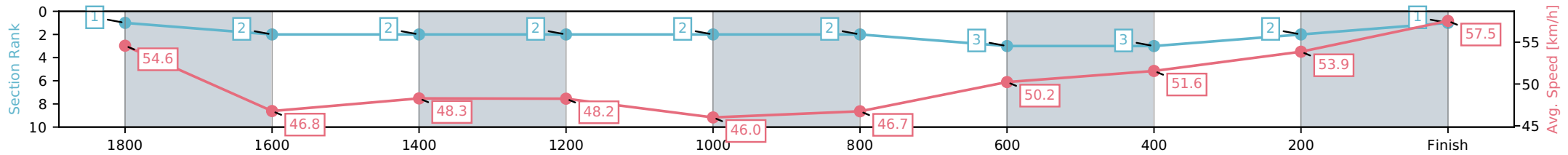
NZ Metropolitan Trotting Club Inc Harness
 Race 7: MATT HARRISON CONSTRUCTION MOBILE PACE - 1980m



27 February 2026 - 8:23PM

Weather: Fine

| Section | L1980 | L1800 | L1600 | L1400 | L1200 | L1000 | L800 | L600 | L400 | L200 |
|------------------------|----------------------|--------------------------|--------------------------|--------------------------|--------------------------|--------------------------|--------------------------|--------------------------|--------------------------|--------------------------|
| Section Times | 2:22.50 (0:11.54) | 2:10.96 [2] (0:15.40) | 1:55.56 [2] (0:14.98) | 1:40.58 [2] (0:14.94) | 1:25.65 [2] (0:15.80) | 1:09.86 [2] (0:15.52) | 0:54.34 [3] (0:14.32) | 0:40.01 [3] (0:14.05) | 0:25.96 [2] (0:13.43) | 0:12.53 [1] (0:12.53) |
| Average Speed [km/h] | 54.6 | 46.8 | 48.3 | 48.2 | 46.0 | 46.7 | 50.2 | 51.6 | 53.9 | 57.5 |
| Top Speed [km/h] | 56.6 | 50.0 | 49.0 | 49.1 | 47.7 | 49.0 | 50.8 | 52.9 | 56.8 | 58.3 |
| Avg. Dist. to Rail [m] | 5.9 | 0.7 | 1.0 | 4.0 | 1.3 | 1.1 | 1.2 | 1.0 | 0.9 | 1.7 |



- [] Ranking at each section and finish
- :-:- No data available at this section
- NA No data available

| | |
|--------------------------------|-----------------------------|
| Horse/Jockey Name | The Lazarus Effect/R J Butt |
| Finish Rank | 2 |
| Fastest Section Time (Section) | 0:12.89 (200-0) |
| Top Speed [km/h] (Section) | 56.6 (200-0) |
| Race State | Finished |



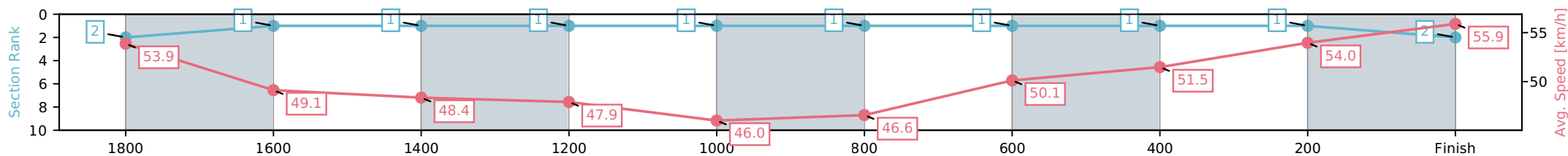
NZ Metropolitan Trotting Club Inc Harness
 Race 7: MATT HARRISON CONSTRUCTION MOBILE PACE -
 1980m



27 February 2026 - 8:23PM

Weather: Fine

| Section | L1980 | L1800 | L1600 | L1400 | L1200 | L1000 | L800 | L600 | L400 | L200 |
|------------------------|----------------------|--------------------------|--------------------------|--------------------------|--------------------------|--------------------------|--------------------------|--------------------------|--------------------------|--------------------------|
| Section Times | 2:22.56 (0:11.69) | 2:10.87 [1] (0:14.80) | 1:56.07 [1] (0:15.01) | 1:41.06 [1] (0:15.02) | 1:26.04 [1] (0:15.76) | 1:10.28 [1] (0:15.54) | 0:54.74 [1] (0:14.37) | 0:40.37 [1] (0:14.07) | 0:26.31 [1] (0:13.42) | 0:12.89 [2] (0:12.89) |
| Average Speed [km/h] | 53.9 | 49.1 | 48.4 | 47.9 | 46.0 | 46.6 | 50.1 | 51.5 | 54.0 | 55.9 |
| Top Speed [km/h] | 55.1 | 52.1 | 48.7 | 48.6 | 47.0 | 48.7 | 50.5 | 52.6 | 56.2 | 56.6 |
| Avg. Dist. to Rail [m] | 8.3 | 2.1 | 1.2 | 3.6 | 1.1 | 0.8 | 0.9 | 1.0 | 1.2 | 3.6 |



- [] Ranking at each section and finish
- :-:- No data available at this section
- NA No data available

| | |
|--------------------------------|---------------------------|
| Horse/Jockey Name | Sonofamistry/T M Williams |
| Finish Rank | 3 |
| Fastest Section Time (Section) | 0:12.91 (200-0) |
| Top Speed [km/h] (Section) | 57.4 (400-200) |
| Race State | Finished |



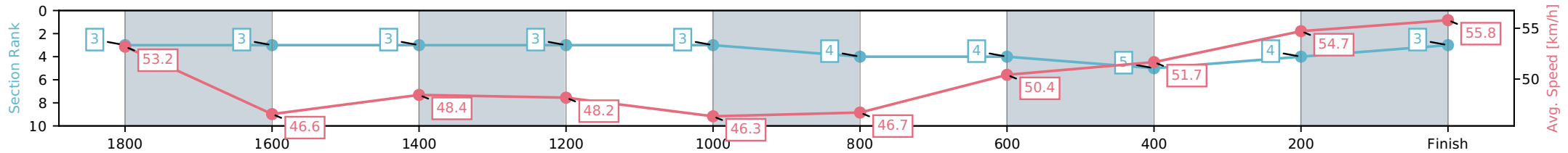
NZ Metropolitan Trotting Club Inc Harness
 Race 7: MATT HARRISON CONSTRUCTION MOBILE PACE -
 1980m



27 February 2026 - 8:23PM

Weather: Fine

| Section | L1980 | L1800 | L1600 | L1400 | L1200 | L1000 | L800 | L600 | L400 | L200 |
|------------------------|----------------------|--------------------------|--------------------------|--------------------------|--------------------------|--------------------------|--------------------------|--------------------------|--------------------------|--------------------------|
| Section Times | 2:23.02 (0:11.81) | 2:11.21 [3] (0:15.56) | 1:55.65 [3] (0:14.98) | 1:40.67 [3] (0:14.95) | 1:25.72 [3] (0:15.67) | 1:10.06 [4] (0:15.54) | 0:54.52 [4] (0:14.28) | 0:40.24 [5] (0:14.04) | 0:26.20 [4] (0:13.30) | 0:12.91 [3] (0:12.91) |
| Average Speed [km/h] | 53.2 | 46.6 | 48.4 | 48.2 | 46.3 | 46.7 | 50.4 | 51.7 | 54.7 | 55.8 |
| Top Speed [km/h] | 55.4 | 49.3 | 49.0 | 49.3 | 47.5 | 49.2 | 51.0 | 53.2 | 57.4 | 57.3 |
| Avg. Dist. to Rail [m] | 2.7 | 1.1 | 1.2 | 3.3 | 1.2 | 1.0 | 1.0 | 1.1 | 2.3 | 6.9 |



- [] Ranking at each section and finish
- :-:- No data available at this section
- NA No data available

| | |
|--------------------------------|--------------------|
| Horse/Jockey Name | Bazooka/B N Orange |
| Finish Rank | 4 |
| Fastest Section Time (Section) | 0:13.62 (400-200) |
| Top Speed [km/h] (Section) | 54.1 (400-200) |
| Race State | Finished |



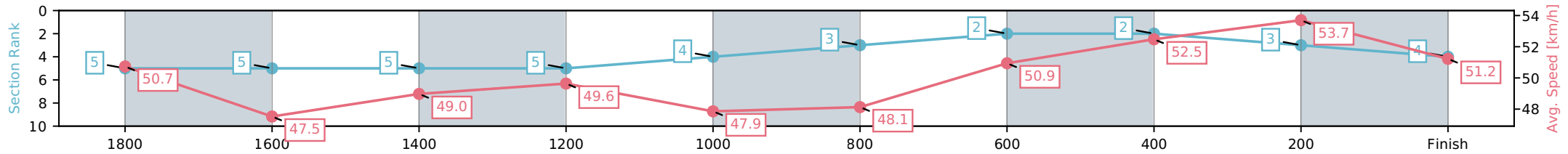
NZ Metropolitan Trotting Club Inc Harness
 Race 7: MATT HARRISON CONSTRUCTION MOBILE PACE -
 1980m



27 February 2026 - 8:23PM

Weather: Fine

| Section | L1980 | L1800 | L1600 | L1400 | L1200 | L1000 | L800 | L600 | L400 | L200 |
|------------------------|----------------------|--------------------------|--------------------------|--------------------------|--------------------------|--------------------------|--------------------------|--------------------------|--------------------------|--------------------------|
| Section Times | 2:24.07 (0:12.83) | 2:11.24 [5] (0:15.40) | 1:55.84 [5] (0:14.93) | 1:40.91 [5] (0:14.50) | 1:26.41 [4] (0:15.40) | 1:11.01 [3] (0:15.26) | 0:55.75 [2] (0:14.13) | 0:41.62 [2] (0:13.97) | 0:27.65 [3] (0:13.62) | 0:14.04 [4] (0:14.04) |
| Average Speed [km/h] | 50.7 | 47.5 | 49.0 | 49.6 | 47.9 | 48.1 | 50.9 | 52.5 | 53.7 | 51.2 |
| Top Speed [km/h] | 51.9 | 49.2 | 49.9 | 50.2 | 48.6 | 49.6 | 51.3 | 53.9 | 54.1 | 54.0 |
| Avg. Dist. to Rail [m] | 2.2 | 2.5 | 2.1 | 5.3 | 3.0 | 2.7 | 3.0 | 2.6 | 2.6 | 4.6 |



- [] Ranking at each section and finish
- :-:- No data available at this section
- NA No data available

| | |
|--------------------------------|----------------------------|
| Horse/Jockey Name | Bryce's Meddle/John R Dunn |
| Finish Rank | 5 |
| Fastest Section Time (Section) | 0:13.51 (400-200) |
| Top Speed [km/h] (Section) | 55.1 (200-0) |
| Race State | Finished |



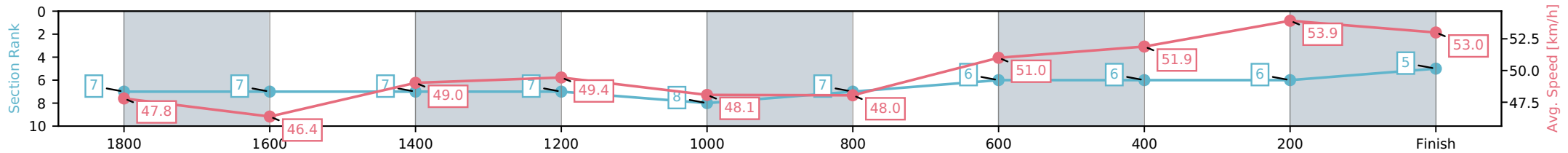
NZ Metropolitan Trotting Club Inc Harness
 Race 7: MATT HARRISON CONSTRUCTION MOBILE PACE -
 1980m



27 February 2026 - 8:23PM

Weather: Fine

| Section | L1980 | L1800 | L1600 | L1400 | L1200 | L1000 | L800 | L600 | L400 | L200 |
|------------------------|----------------------|--------------------------|--------------------------|--------------------------|--------------------------|--------------------------|--------------------------|--------------------------|--------------------------|--------------------------|
| Section Times | 2:24.29 (0:13.24) | 2:11.05 [7] (0:15.74) | 1:55.31 [7] (0:14.83) | 1:40.48 [7] (0:14.57) | 1:25.91 [8] (0:15.35) | 1:10.56 [7] (0:15.28) | 0:55.28 [6] (0:14.12) | 0:41.16 [6] (0:14.09) | 0:27.08 [6] (0:13.51) | 0:13.57 [5] (0:13.57) |
| Average Speed [km/h] | 47.8 | 46.4 | 49.0 | 49.4 | 48.1 | 48.0 | 51.0 | 51.9 | 53.9 | 53.0 |
| Top Speed [km/h] | 50.0 | 47.7 | 49.6 | 49.7 | 49.4 | 49.9 | 51.3 | 53.3 | 55.0 | 55.1 |
| Avg. Dist. to Rail [m] | 5.7 | 2.4 | 1.5 | 5.5 | 3.1 | 2.7 | 3.2 | 2.4 | 1.9 | 3.3 |



- [] Ranking at each section and finish
- :-:- No data available at this section
- NA No data available

| | |
|--------------------------------|------------------------|
| Horse/Jockey Name | Captain Kobe/W J House |
| Finish Rank | 6 |
| Fastest Section Time (Section) | 0:13.80 (200-0) |
| Top Speed [km/h] (Section) | 53.8 (200-0) |
| Race State | Finished |



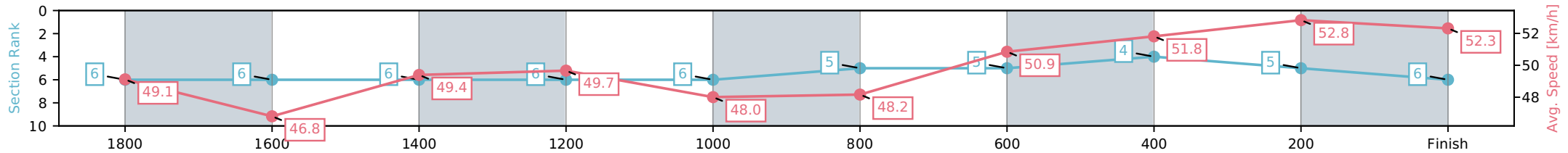
NZ Metropolitan Trotting Club Inc Harness
 Race 7: MATT HARRISON CONSTRUCTION MOBILE PACE -
 1980m



27 February 2026 - 8:23PM

Weather: Fine

| Section | L1980 | L1800 | L1600 | L1400 | L1200 | L1000 | L800 | L600 | L400 | L200 |
|------------------------|----------------------|--------------------------|--------------------------|--------------------------|--------------------------|--------------------------|--------------------------|--------------------------|--------------------------|--------------------------|
| Section Times | 2:24.36 (0:13.01) | 2:11.35 [6] (0:15.60) | 1:55.75 [6] (0:14.80) | 1:40.94 [6] (0:14.50) | 1:26.44 [6] (0:15.52) | 1:10.93 [5] (0:15.26) | 0:55.67 [5] (0:14.16) | 0:41.51 [4] (0:13.90) | 0:27.61 [5] (0:13.81) | 0:13.80 [6] (0:13.80) |
| Average Speed [km/h] | 49.1 | 46.8 | 49.4 | 49.7 | 48.0 | 48.2 | 50.9 | 51.8 | 52.8 | 52.3 |
| Top Speed [km/h] | 49.7 | 48.5 | 50.0 | 50.1 | 48.8 | 49.6 | 51.1 | 53.2 | 53.4 | 53.8 |
| Avg. Dist. to Rail [m] | 3.0 | 2.5 | 2.5 | 6.5 | 4.2 | 2.9 | 2.0 | 0.6 | 2.8 | 6.4 |



- [] Ranking at each section and finish
- :-:- No data available at this section
- NA No data available

| | |
|--------------------------------|-----------------------------|
| Horse/Jockey Name | Song Sung Blue/G N Thornley |
| Finish Rank | 7 |
| Fastest Section Time (Section) | 0:13.52 (400-200) |
| Top Speed [km/h] (Section) | 55.5 (400-200) |
| Race State | Finished |



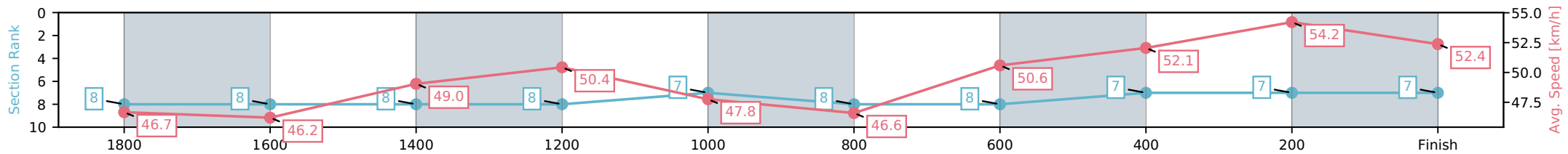
NZ Metropolitan Trotting Club Inc Harness
 Race 7: MATT HARRISON CONSTRUCTION MOBILE PACE -
 1980m



27 February 2026 - 8:23PM

Weather: Fine

| Section | L1980 | L1800 | L1600 | L1400 | L1200 | L1000 | L800 | L600 | L400 | L200 |
|------------------------|----------------------|--------------------------|--------------------------|--------------------------|--------------------------|--------------------------|--------------------------|--------------------------|--------------------------|--------------------------|
| Section Times | 2:24.77 (0:13.55) | 2:11.22 [8] (0:15.76) | 1:55.46 [8] (0:14.83) | 1:40.63 [8] (0:14.28) | 1:26.35 [7] (0:15.20) | 1:11.15 [8] (0:15.55) | 0:55.59 [8] (0:14.23) | 0:41.36 [7] (0:14.11) | 0:27.25 [7] (0:13.52) | 0:13.73 [7] (0:13.73) |
| Average Speed [km/h] | 46.7 | 46.2 | 49.0 | 50.4 | 47.8 | 46.6 | 50.6 | 52.1 | 54.2 | 52.4 |
| Top Speed [km/h] | 49.6 | 47.9 | 49.6 | 51.8 | 50.8 | 49.1 | 51.6 | 53.6 | 55.5 | 55.3 |
| Avg. Dist. to Rail [m] | 7.0 | 2.3 | 1.6 | 4.1 | 1.2 | 1.0 | 2.0 | 2.8 | 2.9 | 4.4 |



- [] Ranking at each section and finish
- :-:- No data available at this section
- NA No data available

| | |
|--------------------------------|---------------------------|
| Horse/Jockey Name | Showcase/Craig D Thornley |
| Finish Rank | 8 |
| Fastest Section Time (Section) | 0:14.30 (800-600) |
| Top Speed [km/h] (Section) | 51.5 (1980 - 1800) |
| Race State | Finished |



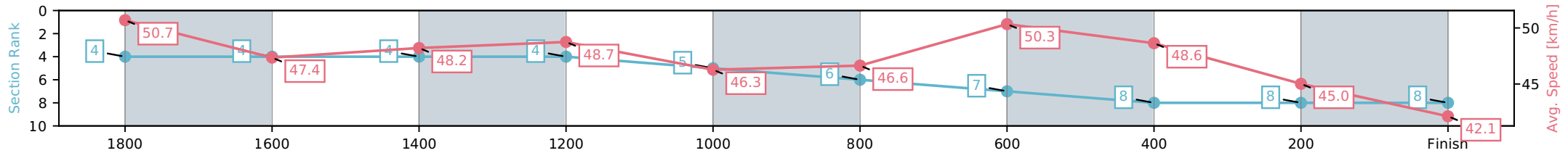
NZ Metropolitan Trotting Club Inc Harness
 Race 7: MATT HARRISON CONSTRUCTION MOBILE PACE -
 1980m



27 February 2026 - 8:23PM

Weather: Fine

| Section | L1980 | L1800 | L1600 | L1400 | L1200 | L1000 | L800 | L600 | L400 | L200 |
|------------------------|----------------------|--------------------------|--------------------------|--------------------------|--------------------------|--------------------------|--------------------------|--------------------------|--------------------------|--------------------------|
| Section Times | 2:31.18 (0:12.51) | 2:18.67 [4] (0:15.31) | 2:03.36 [4] (0:15.04) | 1:48.32 [4] (0:14.77) | 1:33.54 [5] (0:15.70) | 1:17.85 [6] (0:15.54) | 1:02.31 [7] (0:14.30) | 0:48.00 [8] (0:14.91) | 0:33.10 [8] (0:16.08) | 0:17.02 [8] (0:17.02) |
| Average Speed [km/h] | 50.7 | 47.4 | 48.2 | 48.7 | 46.3 | 46.6 | 50.3 | 48.6 | 45.0 | 42.1 |
| Top Speed [km/h] | 51.5 | 49.3 | 48.6 | 49.4 | 47.6 | 48.8 | 50.6 | 50.1 | 47.0 | 43.7 |
| Avg. Dist. to Rail [m] | 2.0 | 1.4 | 1.1 | 3.3 | 1.2 | 1.0 | 1.1 | 1.1 | 1.1 | 2.9 |



- [] Ranking at each section and finish
- :-:- No data available at this section
- NA No data available