



NZ Metropolitan Trotting Club Inc Harness

Race 8: FRED SHAW MEMORIAL NZ TROTTING CHAMPIONSHIP (MOBILE TROT) (Gr1) - 2600m

27 February 2026 - 8:54PM



Weather: Fine

Field Times	3:13.02	3:00.59	2:45.29	2:29.71	2:14.16	1:58.51	1:43.34	1:28.64
(Race Tempo)	(0:12.43)	(0:15.30)	(0:15.57)	(0:15.56)	(0:15.64)	(0:15.17)	(0:14.70)	(0:15.28)

Rank	TAB#	Horse	Overall Time	First 400m	Top Speed km/h (Section)	L2600	L2400	L2200	L2000	L1800	L1600	L1400	L1200
	(BAR#)	Driver	Margin (DT-W)	Last 600m	Fastest Section (Time)	Start - 2400	2400 - 2200	2200 - 2000	2000 - 1800	1800 - 1600	1600 - 1400	1400 - 1200	1200 - 1000
1	5	Muscle Mountain	3:13.02	0:27.73	56.3 (2600 - 2400)	3:13.02	3:00.59 [1]	2:45.29 [1]	2:29.39 [2]	2:13.83 [2]	1:58.22 [2]	1:43.04 [2]	1:28.35 [2]
	(5)	B T Hope		0:43.31	2600 - 2400 (0:12.43)	(0:12.43)	(0:15.30)	(0:15.90)	(0:15.56)	(0:15.62)	(0:15.17)	(0:14.70)	(0:15.29)
2	4	Eurostyle	3:13.15	0:27.79	54.6 (2600 - 2400)	3:13.15	3:00.38 [3]	2:45.36 [2]	2:29.84 [1]	2:14.28 [1]	1:58.64 [1]	1:43.47 [1]	1:28.77 [1]
	(4)	K A Butt	0.8L (+4)	0:43.73	2600 - 2400 (0:12.77)	(0:12.77)	(0:15.02)	(0:15.52)	(0:15.56)	(0:15.64)	(0:15.17)	(0:14.70)	(0:15.28)
3	6	Mr Love	3:13.19	0:28.98	53.1 (800-600)	3:13.19	2:59.77 [7]	2:44.21 [7]	2:28.25 [8]	2:12.90 [8]	1:57.38 [8]	1:42.33 [7]	1:27.70 [7]
	(6)	B N Orange	1.0L (+24)	0:43.55	2600 - 2400 (0:13.42)	(0:13.42)	(0:15.56)	(0:15.96)	(0:15.36)	(0:15.52)	(0:15.04)	(0:14.63)	(0:15.34)
4	7	Bounce N Beyond	3:13.96	0:29.32	54.2 (600-400)	3:13.96	3:00.36 [8]	2:44.63 [8]	2:28.68 [9]	2:13.35 [9]	1:57.80 [9]	1:42.79 [9]	1:28.16 [9]
	(7)	John R Dunn	5.5L (+30)	0:43.67	2600 - 2400 (0:13.60)	(0:13.60)	(0:15.72)	(0:15.95)	(0:15.34)	(0:15.54)	(0:15.02)	(0:14.63)	(0:15.34)
5	9	Bet N Win	3:14.01	0:29.65	53.2 (600-400)	3:14.01	3:00.40 [9]	2:44.36 [10]	2:28.42 [10]	2:13.08 [10]	1:57.55 [10]	1:42.52 [10]	1:27.90 [10]
	(9)	R J Butt	5.8L (+31)	0:43.70	2600 - 2400 (0:13.61)	(0:13.61)	(0:16.04)	(0:15.94)	(0:15.34)	(0:15.54)	(0:15.03)	(0:14.61)	(0:15.37)
6	8	Midnight Dash	3:14.51	0:29.41	52.8 (800-600)	3:14.51	3:00.61 [10]	2:45.09 [9]	2:29.82 [7]	2:14.40 [7]	1:58.78 [7]	1:43.62 [8]	1:28.98 [8]
	(8)	G N Thornley	8.8L (+8)	0:44.52	2600 - 2400 (0:13.90)	(0:13.90)	(0:15.51)	(0:15.27)	(0:15.42)	(0:15.63)	(0:15.16)	(0:14.64)	(0:15.39)
7	1	Nellie Doyle	3:16.27	0:28.04	54.2 (2600 - 2400)	3:16.27	3:03.53 [2]	2:48.22 [3]	2:32.29 [3]	2:16.78 [3]	2:01.14 [4]	1:45.98 [4]	1:31.30 [4]
	(1)	S J Ottley	19.2L (+2)	0:46.22	2600 - 2400 (0:12.74)	(0:12.74)	(0:15.30)	(0:15.94)	(0:15.51)	(0:15.64)	(0:15.15)	(0:14.68)	(0:15.31)
8	10	Moses	3:16.66	0:28.39	53.8 (2600 - 2400)	3:16.66	3:03.49 [5]	2:48.27 [5]	2:32.34 [5]	2:16.84 [5]	2:01.22 [6]	1:46.05 [6]	1:31.40 [6]
	(10)	S E O'Reilly	21.4L (+2)	0:46.26	2600 - 2400 (0:13.17)	(0:13.17)	(0:15.22)	(0:15.93)	(0:15.50)	(0:15.62)	(0:15.16)	(0:14.65)	(0:15.36)
9	3	George Eliot	3:17.09	0:28.57	52.1 (2600 - 2400)	3:17.09	3:03.74 [6]	2:48.53 [6]	2:32.54 [6]	2:17.18 [6]	2:01.66 [5]	1:46.56 [5]	1:31.93 [5]
	(3)	R D Close	23.9L (+19)	0:46.61	2600 - 2400 (0:13.36)	(0:13.36)	(0:15.21)	(0:15.99)	(0:15.36)	(0:15.52)	(0:15.10)	(0:14.62)	(0:15.32)
10	2	Father Time	3:19.74	0:28.22	52.7 (2600 - 2400)	3:19.74	3:06.74 [4]	2:51.52 [4]	2:35.52 [4]	2:20.16 [4]	2:04.64 [3]	1:49.53 [3]	1:34.90 [3]
	(2)	T M Williams	39.5L (+18)	0:49.59	2600 - 2400 (0:13.00)	(0:13.00)	(0:15.22)	(0:15.99)	(0:15.36)	(0:15.52)	(0:15.11)	(0:14.63)	(0:15.32)

- [] Position in running at each section and finish
- :-:- No data available at this section
- NA No data available
- DNT Did not track
- TAB# Saddle cloth number
- BAR# Barrier/Gate Position
- DNF Did not finish
- DT-W Distance travelled compared to winner in metres
- Fastest split
- Fastest section



NZ Metropolitan Trotting Club Inc Harness

Race 8: FRED SHAW MEMORIAL NZ TROTTING CHAMPIONSHIP (MOBILE TROT) (Gr1) - 2600m

27 February 2026 - 8:54PM



Weather: Fine

Field Times	1:13.36	0:58.13	0:43.60	0:29.24	0:14.74
(Race Tempo)	(0:15.23)	(0:14.53)	(0:14.36)	(0:14.50)	(0:14.74)

Rank	TAB#	Horse	Overall Time	First 400m	Top Speed km/h (Section)	L1000	L800	L600	L400	L200			
	(BAR#)	Driver	Margin (DT-W)	Last 600m	Fastest Section (Time)	1000 - 800	800 - 600	600 - 400	400 - 200	200 - Finish			
1	5	Muscle Mountain	3:13.02	0:27.73	56.3 (2600 - 2400)	1:13.06 [2]	0:57.84 [2]	0:43.31 [3]	0:28.96 [2]	0:14.50 [2]			
	(5)	B T Hope		0:43.31	2600 - 2400 (0:12.43)	(0:15.22)	(0:14.53)	(0:14.35)	(0:14.46)	(0:14.50)			
2	4	Eurostyle	3:13.15	0:27.79	54.6 (2600 - 2400)	1:13.49 [1]	0:58.26 [1]	0:43.73 [1]	0:29.37 [1]	0:14.87 [1]			
	(4)	K A Butt	0.8L (+4)	0:43.73	2600 - 2400 (0:12.77)	(0:15.23)	(0:14.53)	(0:14.36)	(0:14.50)	(0:14.87)			
3	6	Mr Love	3:13.19	0:28.98	53.1 (800-600)	1:12.36 [7]	0:57.25 [7]	0:43.55 [2]	0:29.08 [3]	0:14.61 [3]			
	(6)	B N Orange	1.0L (+24)	0:43.55	2600 - 2400 (0:13.42)	(0:15.11)	(0:13.70)	(0:14.47)	(0:14.47)	(0:14.61)			
4	7	Bounce N Beyond	3:13.96	0:29.32	54.2 (600-400)	1:12.82 [9]	0:57.66 [9]	0:43.67 [7]	0:29.67 [4]	0:15.11 [4]			
	(7)	John R Dunn	5.5L (+30)	0:43.67	2600 - 2400 (0:13.60)	(0:15.16)	(0:13.99)	(0:14.00)	(0:14.56)	(0:15.11)			
5	9	Bet N Win	3:14.01	0:29.65	53.2 (600-400)	1:12.54 [10]	0:57.38 [10]	0:43.70 [8]	0:29.32 [7]	0:14.79 [6]			
	(9)	R J Butt	5.8L (+31)	0:43.70	2600 - 2400 (0:13.61)	(0:15.16)	(0:13.68)	(0:14.38)	(0:14.53)	(0:14.79)			
6	8	Midnight Dash	3:14.51	0:29.41	52.8 (800-600)	1:13.59 [8]	0:58.44 [8]	0:44.52 [4]	0:30.03 [5]	0:15.34 [5]			
	(8)	G N Thornley	8.8L (+8)	0:44.52	2600 - 2400 (0:13.90)	(0:15.15)	(0:13.92)	(0:14.48)	(0:14.70)	(0:15.34)			
7	1	Nellie Doyle	3:16.27	0:28.04	54.2 (2600 - 2400)	1:15.99 [4]	1:00.78 [4]	0:46.22 [5]	0:31.59 [6]	0:16.37 [7]			
	(1)	S J Ottley	19.2L (+2)	0:46.22	2600 - 2400 (0:12.74)	(0:15.21)	(0:14.56)	(0:14.63)	(0:15.22)	(0:16.37)			
8	10	Moses	3:16.66	0:28.39	53.8 (2600 - 2400)	1:16.04 [6]	1:00.84 [6]	0:46.25 [9]	0:31.64 [8]	0:16.52 [8]			
	(10)	S E O'Reilly	21.4L (+2)	0:46.26	2600 - 2400 (0:13.17)	(0:15.20)	(0:14.58)	(0:14.62)	(0:15.12)	(0:16.52)			
9	3	George Elliot	3:17.09	0:28.57	52.1 (2600 - 2400)	1:16.62 [5]	1:01.37 [5]	0:46.60 [10]	0:31.61 [9]	0:16.26 [9]			
	(3)	R D Close	23.9L (+19)	0:46.61	2600 - 2400 (0:13.36)	(0:15.24)	(0:14.77)	(0:15.00)	(0:15.35)	(0:16.26)			
10	2	Father Time	3:19.74	0:28.22	52.7 (2600 - 2400)	1:19.58 [3]	1:04.37 [3]	0:49.59 [6]	0:34.05 [10]	0:18.04 [10]			
	(2)	T M Williams	39.5L (+18)	0:49.59	2600 - 2400 (0:13.00)	(0:15.21)	(0:14.78)	(0:15.54)	(0:16.01)	(0:18.04)			

[] Position in running at each section and finish TAB# Saddle cloth number

Fastest split

-:-:- No data available at this section

BAR# Barrier/Gate Position

Fastest section

NA No data available

DNF Did not finish

DNT Did not track

DT-W Distance travelled compared to winner in metres

Horse/Jockey Name	Muscle Mountain/B T Hope
Finish Rank	1
Fastest Section Time (Section)	0:12.43 (2600 - 2400)
Top Speed [km/h] (Section)	56.3 (2600 - 2400)
Race State	Finished



NZ Metropolitan Trotting Club Inc Harness

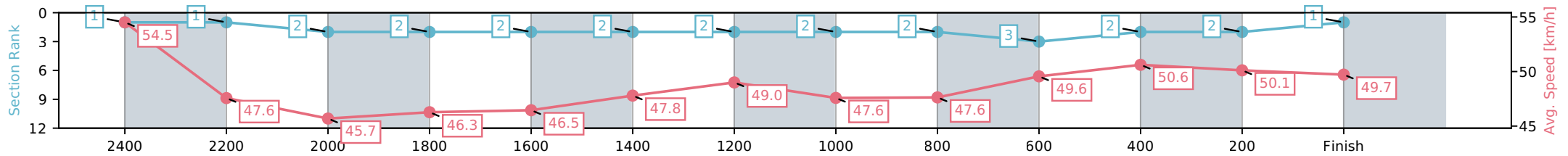
Race 8: FRED SHAW MEMORIAL NZ TROTTING CHAMPIONSHIP (MOBILE TROT) (Gr1) - 2600m



27 February 2026 - 8:54PM

Weather: Fine

Section	L2600	L2400	L2200	L2000	L1800	L1600	L1400	L1200	L1000	L800	L600	L400	L200
Section Times	3:13.02 (0:12.43)	3:00.59 [1] (0:15.30)	2:45.29 [2] (0:15.90)	2:29.39 [2] (0:15.56)	2:13.83 [2] (0:15.62)	1:58.22 [2] (0:15.17)	1:43.04 [2] (0:14.70)	1:28.35 [2] (0:15.29)	1:13.06 [2] (0:15.22)	0:57.84 [3] (0:14.53)	0:43.31 [2] (0:14.35)	0:28.96 [2] (0:14.46)	0:14.50 [1] (0:14.50)
Average Speed [km/h]	54.5	47.6	45.7	46.3	46.5	47.8	49.0	47.6	47.6	49.6	50.6	50.1	49.7
Top Speed [km/h]	56.3	50.9	46.2	46.6	47.3	49.4	49.4	48.4	48.3	50.8	51.1	51.7	53.4
Avg. Dist. to Rail [m]	8.3	1.5	1.4	1.9	1.4	1.2	3.9	1.4	1.2	1.9	1.5	1.2	1.8



- [] Ranking at each section and finish
- :-:- No data available at this section
- NA No data available

Horse/Jockey Name	Eurostyle/K A Butt
Finish Rank	2
Fastest Section Time (Section)	0:12.77 (2600 - 2400)
Top Speed [km/h] (Section)	54.6 (2600 - 2400)
Race State	Finished



NZ Metropolitan Trotting Club Inc Harness

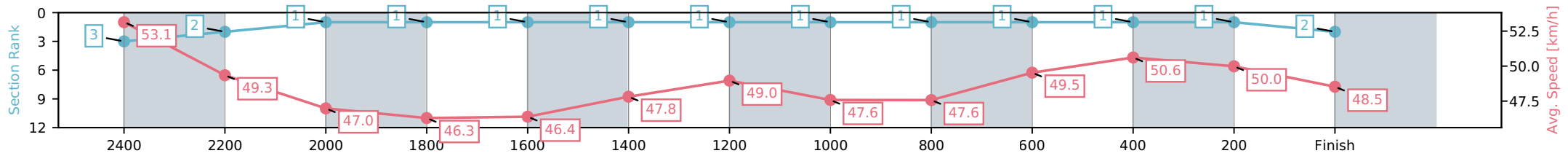
Race 8: FRED SHAW MEMORIAL NZ TROTting CHAMPIONSHIP (MOBILE TROT) (Gr1) - 2600m



27 February 2026 - 8:54PM

Weather: Fine

Section	L2600	L2400	L2200	L2000	L1800	L1600	L1400	L1200	L1000	L800	L600	L400	L200
Section Times	3:13.15 (0:12.77)	3:00.38 [2] (0:15.02)	2:45.36 [1] (0:15.52)	2:29.84 [1] (0:15.56)	2:14.28 [1] (0:15.64)	1:58.64 [1] (0:15.17)	1:43.47 [1] (0:14.70)	1:28.77 [1] (0:15.28)	1:13.49 [1] (0:15.23)	0:58.26 [1] (0:14.53)	0:43.73 [1] (0:14.36)	0:29.37 [1] (0:14.50)	0:14.87 [2] (0:14.87)
Average Speed [km/h]	53.1	49.3	47.0	46.3	46.4	47.8	49.0	47.6	47.6	49.5	50.6	50.0	48.5
Top Speed [km/h]	54.6	52.0	48.8	46.5	47.4	49.0	49.4	48.5	48.2	50.8	51.1	50.4	50.5
Avg. Dist. to Rail [m]	7.6	3.9	2.2	1.9	1.4	1.2	3.9	1.4	1.1	1.8	1.5	1.4	4.8



- [] Ranking at each section and finish
- :-:- No data available at this section
- NA No data available

Horse/Jockey Name	Mr Love/B N Orange
Finish Rank	3
Fastest Section Time (Section)	0:13.42 (2600 - 2400)
Top Speed [km/h] (Section)	53.1 (800-600)
Race State	Finished



NZ Metropolitan Trotting Club Inc Harness

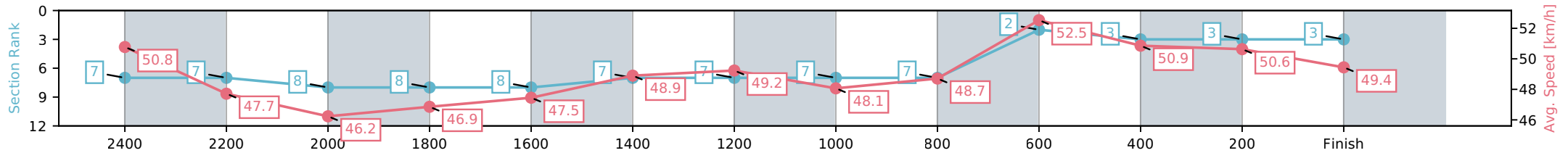
Race 8: FRED SHAW MEMORIAL NZ TROTting CHAMPIONSHIP (MOBILE TROT) (Gr1) - 2600m



27 February 2026 - 8:54PM

Weather: Fine

Section	L2600	L2400	L2200	L2000	L1800	L1600	L1400	L1200	L1000	L800	L600	L400	L200
Section Times	3:13.19 (0:13.42)	2:59.77 [7] (0:15.56)	2:44.21 [8] (0:15.96)	2:28.25 [8] (0:15.36)	2:12.90 [8] (0:15.52)	1:57.38 [7] (0:15.04)	1:42.33 [7] (0:14.63)	1:27.70 [7] (0:15.34)	1:12.36 [7] (0:15.11)	0:57.25 [2] (0:13.70)	0:43.55 [3] (0:14.47)	0:29.08 [3] (0:14.47)	0:14.61 [3] (0:14.61)
Average Speed [km/h]	50.8	47.7	46.2	46.9	47.5	48.9	49.2	48.1	48.7	52.5	50.9	50.6	49.4
Top Speed [km/h]	52.1	48.7	47.4	47.6	48.7	49.2	49.6	48.7	51.4	53.1	51.6	50.9	50.9
Avg. Dist. to Rail [m]	10.4	4.2	3.5	4.2	3.6	3.1	6.0	3.1	3.3	5.1	3.2	2.9	6.3



- [] Ranking at each section and finish
- :-:- No data available at this section
- NA No data available

Horse/Jockey Name	Bounce N Beyond/John R Dunn
Finish Rank	4
Fastest Section Time (Section)	0:13.60 (2600 - 2400)
Top Speed [km/h] (Section)	54.2 (600-400)
Race State	Finished



NZ Metropolitan Trotting Club Inc Harness

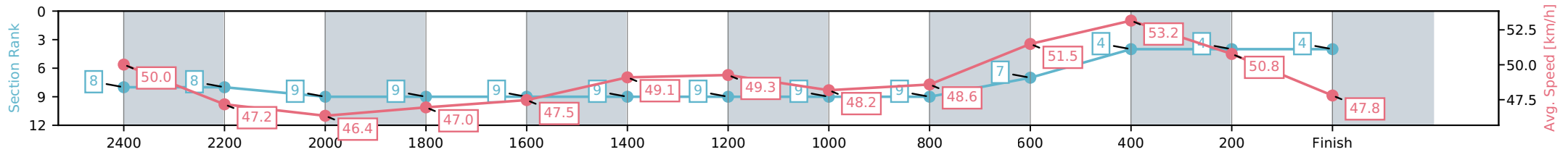
Race 8: FRED SHAW MEMORIAL NZ TROTTING CHAMPIONSHIP (MOBILE TROT) (Gr1) - 2600m



27 February 2026 - 8:54PM

Weather: Fine

Section	L2600	L2400	L2200	L2000	L1800	L1600	L1400	L1200	L1000	L800	L600	L400	L200
Section Times	3:13.96 (0:13.60)	3:00.36 [8] (0:15.72)	2:44.63 [9] (0:15.95)	2:28.68 [9] (0:15.34)	2:13.35 [9] (0:15.54)	1:57.80 [9] (0:15.02)	1:42.79 [9] (0:14.63)	1:28.16 [9] (0:15.34)	1:12.82 [9] (0:15.16)	0:57.66 [7] (0:13.99)	0:43.67 [4] (0:14.00)	0:29.67 [4] (0:14.56)	0:15.11 [4] (0:15.11)
Average Speed [km/h]	50.0	47.2	46.4	47.0	47.5	49.1	49.3	48.2	48.6	51.5	53.2	50.8	47.8
Top Speed [km/h]	52.4	47.9	47.8	47.9	48.8	49.4	49.7	49.0	51.4	53.5	54.2	52.1	49.9
Avg. Dist. to Rail [m]	12.5	4.2	3.7	4.4	3.9	3.4	6.2	3.4	3.4	6.3	5.1	4.1	6.7



- [] Ranking at each section and finish
- :-:- No data available at this section
- NA No data available

Horse/Jockey Name	Bet N Win/R J Butt
Finish Rank	5
Fastest Section Time (Section)	0:13.61 (2600 - 2400)
Top Speed [km/h] (Section)	53.2 (600-400)
Race State	Finished



NZ Metropolitan Trotting Club Inc Harness

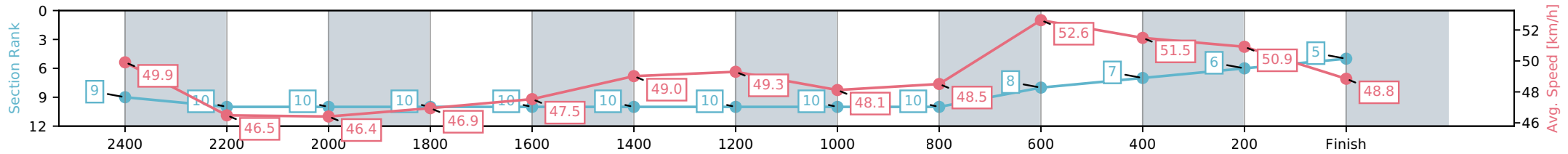
Race 8: FRED SHAW MEMORIAL NZ TROTTING CHAMPIONSHIP (MOBILE TROT) (Gr1) - 2600m



27 February 2026 - 8:54PM

Weather: Fine

Section	L2600	L2400	L2200	L2000	L1800	L1600	L1400	L1200	L1000	L800	L600	L400	L200
Section Times	3:14.01 (0:13.61)	3:00.40 [10] (0:16.04)	2:44.36 [10] (0:15.94)	2:28.42 [10] (0:15.34)	2:13.08 [10] (0:15.54)	1:57.55 [10] (0:15.03)	1:42.52 [10] (0:14.61)	1:27.90 [10] (0:15.37)	1:12.54 [10] (0:15.16)	0:57.38 [8] (0:13.68)	0:43.70 [7] (0:14.38)	0:29.32 [6] (0:14.53)	0:14.79 [5] (0:14.79)
Average Speed [km/h]	49.9	46.5	46.4	46.9	47.5	49.0	49.3	48.1	48.5	52.6	51.5	50.9	48.8
Top Speed [km/h]	52.6	48.2	47.8	47.9	48.6	49.5	49.8	49.1	51.0	53.2	53.2	51.8	50.4
Avg. Dist. to Rail [m]	15.3	5.1	3.8	4.6	4.1	3.2	6.4	3.4	3.3	5.3	4.2	4.2	8.7



- [] Ranking at each section and finish
- :-:- No data available at this section
- NA No data available

Horse/Jockey Name	Midnight Dash/G N Thornley
Finish Rank	6
Fastest Section Time (Section)	0:13.90 (2600 - 2400)
Top Speed [km/h] (Section)	52.8 (800-600)
Race State	Finished



NZ Metropolitan Trotting Club Inc Harness

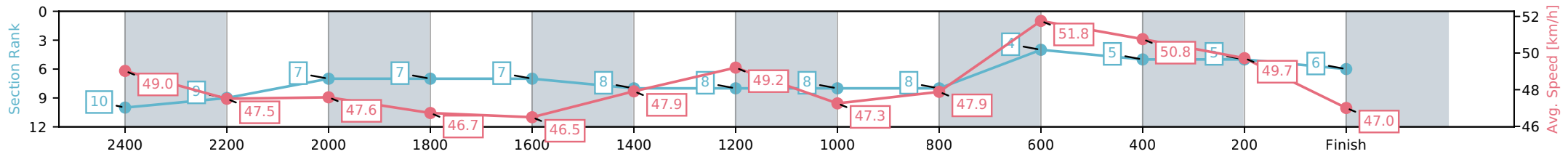
Race 8: FRED SHAW MEMORIAL NZ TROTTING CHAMPIONSHIP (MOBILE TROT) (Gr1) - 2600m



27 February 2026 - 8:54PM

Weather: Fine

Section	L2600	L2400	L2200	L2000	L1800	L1600	L1400	L1200	L1000	L800	L600	L400	L200
Section Times	3:14.51 (0:13.90)	3:00.61 [9] (0:15.51)	2:45.09 [7] (0:15.27)	2:29.82 [7] (0:15.42)	2:14.40 [7] (0:15.63)	1:58.78 [8] (0:15.16)	1:43.62 [8] (0:14.64)	1:28.98 [8] (0:15.39)	1:13.59 [8] (0:15.15)	0:58.44 [4] (0:13.92)	0:44.52 [5] (0:14.48)	0:30.03 [5] (0:14.70)	0:15.34 [6] (0:15.34)
Average Speed [km/h]	49.0	47.5	47.6	46.7	46.5	47.9	49.2	47.3	47.9	51.8	50.8	49.7	47.0
Top Speed [km/h]	51.8	50.0	50.4	48.2	47.9	48.8	49.9	48.6	49.8	52.8	52.5	50.4	50.3
Avg. Dist. to Rail [m]	13.9	3.7	1.6	2.5	1.7	1.3	4.1	1.4	1.5	5.0	3.4	2.2	3.7



- [] Ranking at each section and finish
- :-:- No data available at this section
- NA No data available

Horse/Jockey Name	Nellie Doyle/S J Ottley
Finish Rank	7
Fastest Section Time (Section)	0:12.74 (2600 - 2400)
Top Speed [km/h] (Section)	54.2 (2600 - 2400)
Race State	Finished



NZ Metropolitan Trotting Club Inc Harness

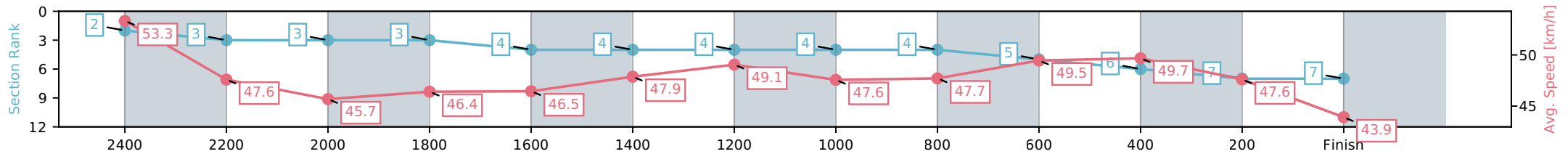
Race 8: FRED SHAW MEMORIAL NZ TROTTING CHAMPIONSHIP (MOBILE TROT) (Gr1) - 2600m



27 February 2026 - 8:54PM

Weather: Fine

Section	L2600	L2400	L2200	L2000	L1800	L1600	L1400	L1200	L1000	L800	L600	L400	L200
Section Times	3:16.27 (0:12.74)	3:03.53 [3] (0:15.30)	2:48.22 [3] (0:15.94)	2:32.29 [3] (0:15.51)	2:16.78 [4] (0:15.64)	2:01.14 [4] (0:15.15)	1:45.98 [4] (0:14.68)	1:31.30 [4] (0:15.31)	1:15.99 [4] (0:15.21)	1:00.78 [5] (0:14.56)	0:46.22 [6] (0:14.63)	0:31.59 [7] (0:15.22)	0:16.37 [7] (0:16.37)
Average Speed [km/h]	53.3	47.6	45.7	46.4	46.5	47.9	49.1	47.6	47.7	49.5	49.7	47.6	43.9
Top Speed [km/h]	54.2	51.4	46.5	46.7	47.5	49.4	49.7	48.5	48.5	50.5	50.6	48.8	46.9
Avg. Dist. to Rail [m]	3.2	1.6	1.7	2.2	1.6	1.3	4.0	1.5	1.3	1.9	1.6	1.3	3.4



- [] Ranking at each section and finish
- :-:- No data available at this section
- NA No data available

Horse/Jockey Name	Moses/S E O'Reilly
Finish Rank	8
Fastest Section Time (Section)	0:13.17 (2600 - 2400)
Top Speed [km/h] (Section)	53.8 (2600 - 2400)
Race State	Finished



NZ Metropolitan Trotting Club Inc Harness

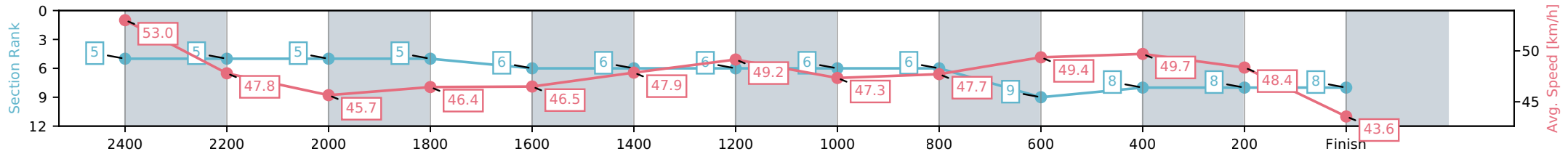
Race 8: FRED SHAW MEMORIAL NZ TROTTING CHAMPIONSHIP (MOBILE TROT) (Gr1) - 2600m



27 February 2026 - 8:54PM

Weather: Fine

Section	L2600	L2400	L2200	L2000	L1800	L1600	L1400	L1200	L1000	L800	L600	L400	L200
Section Times	3:16.66 (0:13.17)	3:03.49 [5] (0:15.22)	2:48.27 [5] (0:15.93)	2:32.34 [5] (0:15.50)	2:16.84 [6] (0:15.62)	2:01.22 [6] (0:15.16)	1:46.05 [6] (0:14.65)	1:31.40 [6] (0:15.36)	1:16.04 [6] (0:15.20)	1:00.84 [9] (0:14.58)	0:46.25 [8] (0:14.62)	0:31.64 [8] (0:15.12)	0:16.52 [8] (0:16.52)
Average Speed [km/h]	53.0	47.8	45.7	46.4	46.5	47.9	49.2	47.3	47.7	49.4	49.7	48.4	43.6
Top Speed [km/h]	53.8	53.1	47.0	47.1	47.7	48.9	49.7	48.3	48.5	50.2	50.3	49.4	47.2
Avg. Dist. to Rail [m]	3.4	1.5	1.6	2.4	1.7	1.3	4.1	1.4	1.3	2.0	1.5	2.6	5.7



- [] Ranking at each section and finish
- :-:- No data available at this section
- NA No data available

Horse/Jockey Name	George Eliot/R D Close
Finish Rank	9
Fastest Section Time (Section)	0:13.36 (2600 - 2400)
Top Speed [km/h] (Section)	52.1 (2600 - 2400)
Race State	Finished



NZ Metropolitan Trotting Club Inc Harness

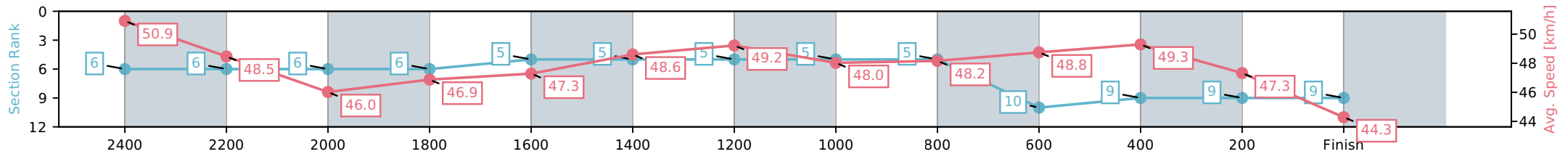
Race 8: FRED SHAW MEMORIAL NZ TROTTING CHAMPIONSHIP (MOBILE TROT) (Gr1) - 2600m



27 February 2026 - 8:54PM

Weather: Fine

Section	L2600	L2400	L2200	L2000	L1800	L1600	L1400	L1200	L1000	L800	L600	L400	L200
Section Times	3:17.09 (0:13.36)	3:03.74 [6] (0:15.21)	2:48.53 [6] (0:15.99)	2:32.54 [6] (0:15.36)	2:17.18 [5] (0:15.52)	2:01.66 [5] (0:15.10)	1:46.56 [5] (0:14.62)	1:31.93 [5] (0:15.32)	1:16.62 [5] (0:15.24)	1:01.37 [10] (0:14.77)	0:46.60 [9] (0:15.00)	0:31.61 [9] (0:15.35)	0:16.26 [9] (0:16.26)
Average Speed [km/h]	50.9	48.5	46.0	46.9	47.3	48.6	49.2	48.0	48.2	48.8	49.3	47.3	44.3
Top Speed [km/h]	52.1	51.6	47.1	47.6	48.3	48.9	49.5	48.6	48.9	49.1	49.6	49.0	46.7
Avg. Dist. to Rail [m]	6.1	3.1	3.2	4.1	3.2	2.8	5.8	2.9	2.8	3.8	3.9	1.5	4.6



- [] Ranking at each section and finish
- :-:- No data available at this section
- NA No data available

Horse/Jockey Name	Father Time/T M Williams
Finish Rank	10
Fastest Section Time (Section)	0:13.00 (2600 - 2400)
Top Speed [km/h] (Section)	52.7 (2600 - 2400)
Race State	Finished



NZ Metropolitan Trotting Club Inc Harness

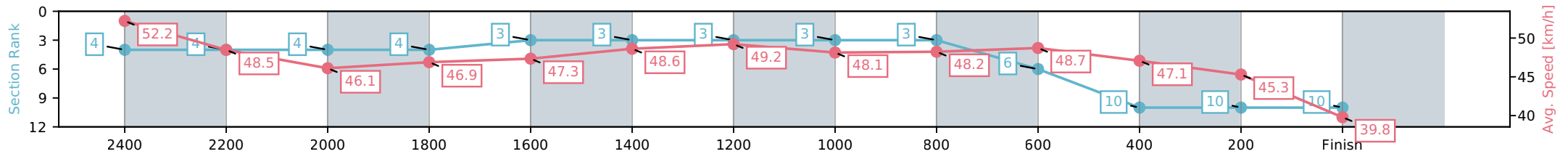
Race 8: FRED SHAW MEMORIAL NZ TROTTING CHAMPIONSHIP (MOBILE TROT) (Gr1) - 2600m



27 February 2026 - 8:54PM

Weather: Fine

Section	L2600	L2400	L2200	L2000	L1800	L1600	L1400	L1200	L1000	L800	L600	L400	L200
Section Times	3:19.74 (0:13.00)	3:06.74 [4] (0:15.22)	2:51.52 [4] (0:15.99)	2:35.52 [4] (0:15.36)	2:20.16 [3] (0:15.52)	2:04.64 [3] (0:15.11)	1:49.53 [3] (0:14.63)	1:34.90 [3] (0:15.32)	1:19.58 [3] (0:15.21)	1:04.37 [6] (0:14.78)	0:49.59 [10] (0:15.54)	0:34.05 [10] (0:16.01)	0:18.04 [10] (0:18.04)
Average Speed [km/h]	52.2	48.5	46.1	46.9	47.3	48.6	49.2	48.1	48.2	48.7	47.1	45.3	39.8
Top Speed [km/h]	52.7	51.0	46.9	47.6	48.1	48.9	49.5	48.6	48.8	49.0	48.4	46.9	43.8
Avg. Dist. to Rail [m]	4.7	3.2	3.4	3.9	3.4	2.8	5.5	3.0	2.8	3.6	2.6	1.5	4.5



- [] Ranking at each section and finish
- :-:- No data available at this section
- NA No data available