



NZ Metropolitan Trotting Club Inc Harness  
 Race 9: GOLD BAND TAXIS MOBILE PACE - 1980m  
 27 February 2026 - 9:24PM



Weather: Fine

Field Times (Race Tempo) 2:24.97 (0:11.06) 2:13.91 (0:13.16) 2:00.75 (0:14.61) 1:46.14 (0:15.74) 1:30.40 (0:16.29) 1:14.11 (0:15.26) 0:58.86 (0:15.28) 0:43.58 (0:14.81)

Rank	TAB#	Horse	Overall Time	First 400m	Top Speed km/h (Section)	L1980	L1800	L1600	L1400	L1200	L1000	L800	L600
	(BAR#)	Driver	Margin (DT-W)	Last 600m	Fastest Section (Time)	Start - 1800	1800 - 1600	1600 - 1400	1400 - 1200	1200 - 1000	1000 - 800	800 - 600	600 - 400
1	5	Treacherous Dreams	2:24.97	0:26.07	56.8 (1980 - 1800)	2:24.97	2:13.84 [2]	2:00.75 [1]	1:46.14 [1]	1:30.40 [1]	1:14.11 [1]	0:58.86 [1]	0:43.58 [1]
	(5)	J W Cox		0:43.58	1800-1600 (0:13.09)	(0:11.13)	(0:13.09)	(0:14.60)	(0:15.74)	(0:16.29)	(0:15.26)	(0:15.28)	(0:14.82)
2	2	Topaz	2:25.10	0:27.84	53.0 (1800-1600)	2:25.10	2:13.09 [8]	1:59.06 [8]	1:44.68 [8]	1:29.09 [8]	1:13.99 [2]	0:58.90 [2]	0:43.65 [2]
	(2)	W J House	0.7L (+16)	0:43.65	1800-1600 (0:14.03)	(0:12.01)	(0:14.03)	(0:14.38)	(0:15.59)	(0:15.10)	(0:15.09)	(0:15.25)	(0:14.80)
3	1	Patiro	2:25.29	0:27.10	54.4 (1980 - 1800)	2:25.29	2:13.69 [5]	2:00.03 [5]	1:45.78 [4]	1:30.05 [4]	1:13.80 [5]	0:58.53 [5]	0:43.26 [6]
	(1)	S W Hill	1.9L (-3)	0:43.26	1800-1600 (0:13.67)	(0:11.60)	(0:13.67)	(0:14.25)	(0:15.73)	(0:16.25)	(0:15.27)	(0:15.27)	(0:14.79)
4	10	Commander Joe	2:25.77	0:27.33	54.7 (1980 - 1800)	2:25.77	2:13.80 [7]	1:59.96 [7]	1:45.78 [7]	1:30.11 [6]	1:13.98 [7]	0:58.70 [7]	0:43.45 [9]
	(10)	S J Thornley	4.7L (+9)	0:43.45	1800-1600 (0:13.84)	(0:11.97)	(0:13.84)	(0:14.18)	(0:15.67)	(0:16.13)	(0:15.27)	(0:15.25)	(0:14.84)
5	4	Matai Harry	2:25.88	0:27.49	54.0 (1980 - 1800)	2:25.88	2:14.22 [6]	2:00.27 [6]	1:45.90 [6]	1:30.18 [7]	1:13.97 [8]	0:58.79 [8]	0:43.57 [8]
	(4)	O G Thornley	5.4L (+16)	0:43.57	1800-1600 (0:13.95)	(0:11.66)	(0:13.95)	(0:14.37)	(0:15.72)	(0:16.20)	(0:15.18)	(0:15.22)	(0:14.52)
6	7	Bettor Be Sharp	2:25.99	0:27.03	55.7 (1980 - 1800)	2:25.99	2:14.57 [4]	2:00.86 [4]	1:46.36 [5]	1:30.60 [5]	1:14.41 [6]	0:59.20 [6]	0:43.99 [5]
	(7)	S E O'Reilly	6.0L (+22)	0:43.99	1800-1600 (0:13.71)	(0:11.42)	(0:13.71)	(0:14.50)	(0:15.76)	(0:16.19)	(0:15.20)	(0:15.21)	(0:14.61)
7	8	Tempo Warrior	2:25.99	0:28.16	53.3 (1980 - 1800)	2:25.99	2:13.68 [9]	1:59.62 [9]	1:45.48 [9]	1:29.95 [9]	1:13.86 [9]	0:58.59 [9]	0:43.36 [10]
	(8)	B N Orange	6.0L (+2)	0:43.36	1800-1600 (0:14.06)	(0:12.31)	(0:14.06)	(0:14.14)	(0:15.53)	(0:16.09)	(0:15.27)	(0:15.23)	(0:14.61)
8	9	The Coalman	2:26.06	0:28.49	53.5 (1800-1600)	2:26.06	2:13.55 [10]	1:59.36 [10]	1:45.24 [10]	1:29.72 [10]	1:13.79 [10]	0:58.66 [10]	0:43.82 [7]
	(9)	S J Ottley	6.4L (+24)	0:43.82	1600-1400 (0:14.12)	(0:12.51)	(0:14.20)	(0:14.12)	(0:15.52)	(0:15.92)	(0:15.14)	(0:14.84)	(0:14.64)
9	6	I'm Rockin	2:26.13	0:26.17	58.2 (1980 - 1800)	2:26.13	2:15.07 [1]	2:01.87 [2]	1:46.87 [3]	1:31.04 [3]	1:14.83 [4]	0:59.61 [4]	0:44.38 [4]
	(6)	R D Close	6.8L (+17)	0:44.37	1800-1600 (0:13.20)	(0:11.06)	(0:13.20)	(0:15.00)	(0:15.83)	(0:16.21)	(0:15.22)	(0:15.24)	(0:14.78)
10	3	Better Be Quick	2:26.18	0:26.64	55.5 (1980 - 1800)	2:26.18	2:14.79 [3]	2:01.31 [3]	1:47.07 [2]	1:31.28 [2]	1:15.01 [3]	0:59.73 [3]	0:44.47 [3]
	(3)	John R Dunn	7.1L (-3)	0:44.47	1800-1600 (0:13.48)	(0:11.39)	(0:13.48)	(0:14.24)	(0:15.79)	(0:16.27)	(0:15.27)	(0:15.26)	(0:14.80)

- [ ] Position in running at each section and finish
- :-:- No data available at this section
- NA No data available
- DNT Did not track
- TAB# Saddle cloth number
- BAR# Barrier/Gate Position
- DNF Did not finish
- DT-W Distance travelled compared to winner in metres
- Fastest split
- Fastest section



NZ Metropolitan Trotting Club Inc Harness  
 Race 9: GOLD BAND TAXIS MOBILE PACE - 1980m  
 27 February 2026 - 9:24PM



Weather: Fine

Field Times                      0:28.76      0:14.42  
 (Race Tempo)                    (0:14.34)    (0:14.42)

Rank	TAB#	Horse	Overall Time	First 400m	Top Speed km/h (Section)	L400	L200						
	(BAR#)	Driver	Margin (DT-W)	Last 600m	Fastest Section (Time)	400 - 200	200 - Finish						
1	5	Treacherous Dreams	2:24.97	0:26.07	56.8 (1980 - 1800)	0:28.76 [1]	0:14.42 [1]						
	(5)	J W Cox		0:43.58	1800-1600 (0:13.09)	(0:14.34)	(0:14.42)						
2	2	Topaz	2:25.10	0:27.84	53.0 (1800-1600)	0:28.85 [2]	0:14.48 [2]						
	(2)	W J House	0.7L (+16)	0:43.65	1800-1600 (0:14.03)	(0:14.37)	(0:14.48)						
3	1	Patiro	2:25.29	0:27.10	54.4 (1980 - 1800)	0:28.47 [6]	0:14.01 [6]						
	(1)	S W Hill	1.9L (-3)	0:43.26	1800-1600 (0:13.67)	(0:14.46)	(0:14.01)						
4	10	Commander Joe	2:25.77	0:27.33	54.7 (1980 - 1800)	0:28.61 [9]	0:14.01 [10]						
	(10)	S J Thornley	4.7L (+9)	0:43.45	1800-1600 (0:13.84)	(0:14.60)	(0:14.01)						
5	4	Matai Harry	2:25.88	0:27.49	54.0 (1980 - 1800)	0:29.06 [7]	0:14.38 [8]						
	(4)	O G Thornley	5.4L (+16)	0:43.57	1800-1600 (0:13.95)	(0:14.67)	(0:14.38)						
6	7	Bettor Be Sharp	2:25.99	0:27.03	55.7 (1980 - 1800)	0:29.38 [5]	0:14.71 [5]						
	(7)	S E O'Reilly	6.0L (+22)	0:43.99	1800-1600 (0:13.71)	(0:14.67)	(0:14.71)						
7	8	Tempo Warrior	2:25.99	0:28.16	53.3 (1980 - 1800)	0:28.75 [10]	0:14.36 [9]						
	(8)	B N Orange	6.0L (+2)	0:43.36	1800-1600 (0:14.06)	(0:14.39)	(0:14.36)						
8	9	The Coalman	2:26.06	0:28.49	53.5 (1800-1600)	0:29.19 [8]	0:14.62 [7]						
	(9)	S J Ottley	6.4L (+24)	0:43.82	1600-1400 (0:14.12)	(0:14.56)	(0:14.62)						
9	6	I'm Rockin	2:26.13	0:26.17	58.2 (1980 - 1800)	0:29.59 [4]	0:14.94 [4]						
	(6)	R D Close	6.8L (+17)	0:44.37	1800-1600 (0:13.20)	(0:14.65)	(0:14.94)						
10	3	Better Be Quick	2:26.18	0:26.64	55.5 (1980 - 1800)	0:29.67 [3]	0:15.16 [3]						
	(3)	John R Dunn	7.1L (-3)	0:44.47	1800-1600 (0:13.48)	(0:14.51)	(0:15.16)						

[ ] Position in running at each section and finish    TAB# Saddle cloth number

Fastest split

-:-:- No data available at this section

BAR# Barrier/Gate Position

Fastest section

NA No data available

DNF Did not finish

DNT Did not track

DT-W Distance travelled compared to winner in metres

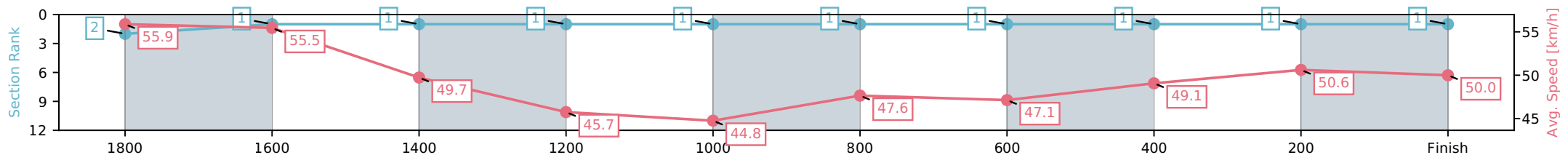
Horse/Jockey Name	Treacherous Dreams/J W Cox
Finish Rank	1
Fastest Section Time (Section)	0:13.09 (1800-1600)
Top Speed [km/h] (Section)	56.8 (1980 - 1800)
Race State	Finished



NZ Metropolitan Trotting Club Inc Harness  
 Race 9: GOLD BAND TAXIS MOBILE PACE - 1980m  
 27 February 2026 - 9:24PM  
 Weather: Fine



Section	L1980	L1800	L1600	L1400	L1200	L1000	L800	L600	L400	L200
Section Times	2:24.97 (0:11.13)	2:13.84 [1] (0:13.09)	2:00.75 [1] (0:14.60)	1:46.14 [1] (0:15.74)	1:30.40 [1] (0:16.29)	1:14.11 [1] (0:15.26)	0:58.86 [1] (0:15.28)	0:43.58 [1] (0:14.82)	0:28.76 [1] (0:14.34)	0:14.42 [1] (0:14.42)
Average Speed [km/h]	55.9	55.5	49.7	45.7	44.8	47.6	47.1	49.1	50.6	50.0
Top Speed [km/h]	56.8	56.7	54.2	46.9	46.8	49.5	47.5	50.3	52.1	52.0
Avg. Dist. to Rail [m]	7.1	1.7	1.4	3.8	1.6	1.4	1.3	1.4	1.7	4.9



[ ] Ranking at each section and finish  
 -:-:- No data available at this section  
 NA No data available

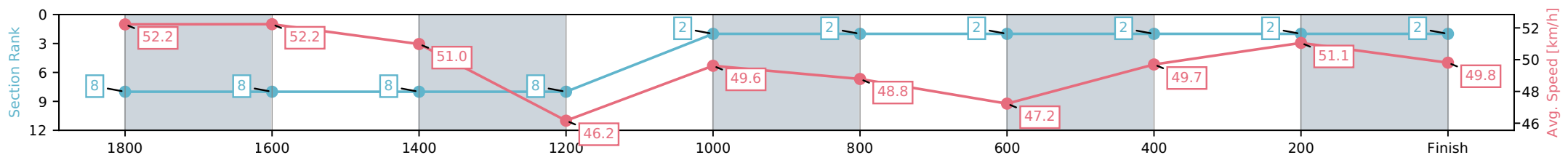
Horse/Jockey Name	Topaz/W J House
Finish Rank	2
Fastest Section Time (Section)	0:14.03 (1800-1600)
Top Speed [km/h] (Section)	53.0 (1800-1600)
Race State	Finished



NZ Metropolitan Trotting Club Inc Harness  
 Race 9: GOLD BAND TAXIS MOBILE PACE - 1980m  
 27 February 2026 - 9:24PM  
 Weather: Fine



Section	L1980	L1800	L1600	L1400	L1200	L1000	L800	L600	L400	L200
Section Times	2:25.10 (0:12.01)	2:13.09 [8] (0:14.03)	1:59.06 [8] (0:14.38)	1:44.68 [8] (0:15.59)	1:29.09 [2] (0:15.10)	1:13.99 [2] (0:15.09)	0:58.90 [2] (0:15.25)	0:43.65 [2] (0:14.80)	0:28.85 [2] (0:14.37)	0:14.48 [2] (0:14.48)
Average Speed [km/h]	52.2	52.2	51.0	46.2	49.6	48.8	47.2	49.7	51.1	49.8
Top Speed [km/h]	52.9	53.0	52.6	49.8	51.0	51.0	47.8	50.9	51.9	51.6
Avg. Dist. to Rail [m]	3.2	2.6	2.5	5.5	4.8	3.2	2.8	3.0	3.1	6.6



[ ] Ranking at each section and finish  
 -:-:- No data available at this section  
 NA No data available

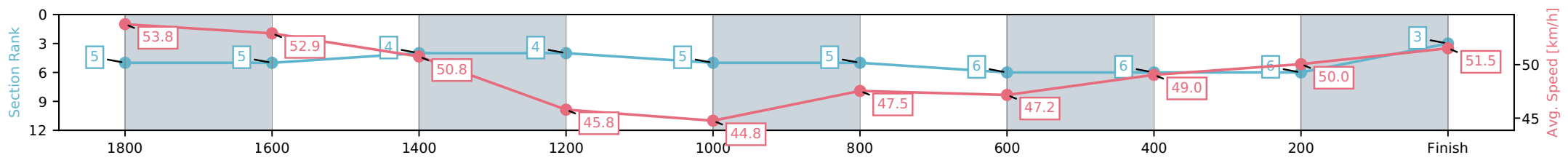
Horse/Jockey Name	Patiro/S W Hill
Finish Rank	3
Fastest Section Time (Section)	0:13.67 (1800-1600)
Top Speed [km/h] (Section)	54.4 (1980 - 1800)
Race State	Finished



NZ Metropolitan Trotting Club Inc Harness  
 Race 9: GOLD BAND TAXIS MOBILE PACE - 1980m  
 27 February 2026 - 9:24PM  
 Weather: Fine



Section	L1980	L1800	L1600	L1400	L1200	L1000	L800	L600	L400	L200
Section Times	2:25.29 (0:11.60)	2:13.69 [5] (0:13.67)	2:00.03 [4] (0:14.25)	1:45.78 [4] (0:15.73)	1:30.05 [5] (0:16.25)	1:13.80 [5] (0:15.27)	0:58.53 [6] (0:15.27)	0:43.26 [6] (0:14.79)	0:28.47 [6] (0:14.46)	0:14.01 [3] (0:14.01)
Average Speed [km/h]	53.8	52.9	50.8	45.8	44.8	47.5	47.2	49.0	50.0	51.5
Top Speed [km/h]	54.4	53.7	52.9	48.1	46.4	49.3	47.7	50.6	51.0	53.3
Avg. Dist. to Rail [m]	1.4	0.8	0.9	3.7	1.3	1.3	1.2	1.2	1.1	3.7



[ ] Ranking at each section and finish  
 -:-:- No data available at this section  
 NA No data available

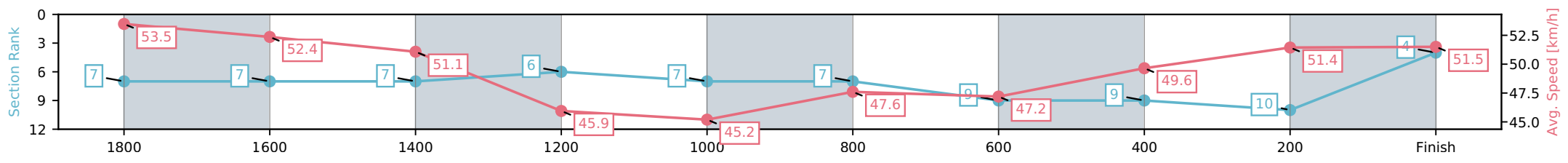
Horse/Jockey Name	Commander Joe/S J Thornley
Finish Rank	4
Fastest Section Time (Section)	0:13.84 (1800-1600)
Top Speed [km/h] (Section)	54.7 (1980 - 1800)
Race State	Finished



NZ Metropolitan Trotting Club Inc Harness  
 Race 9: GOLD BAND TAXIS MOBILE PACE - 1980m  
 27 February 2026 - 9:24PM  
 Weather: Fine



Section	L1980	L1800	L1600	L1400	L1200	L1000	L800	L600	L400	L200
Section Times	2:25.77 (0:11.97)	2:13.80 [7] (0:13.84)	1:59.96 [7] (0:14.18)	1:45.78 [6] (0:15.67)	1:30.11 [7] (0:16.13)	1:13.98 [7] (0:15.27)	0:58.70 [9] (0:15.25)	0:43.45 [9] (0:14.84)	0:28.61 [10] (0:14.60)	0:14.01 [4] (0:14.01)
Average Speed [km/h]	53.5	52.4	51.1	45.9	45.2	47.6	47.2	49.6	51.4	51.5
Top Speed [km/h]	54.7	53.2	52.8	48.4	46.4	49.1	47.7	51.9	51.9	52.5
Avg. Dist. to Rail [m]	1.8	1.1	1.1	3.9	1.6	1.5	1.5	2.9	6.8	12.1



[ ] Ranking at each section and finish  
 -:-:- No data available at this section  
 NA No data available

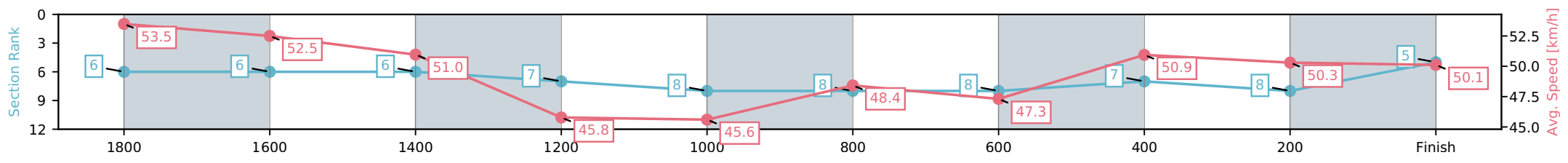
Horse/Jockey Name	Matai Harry/O G Thornley
Finish Rank	5
Fastest Section Time (Section)	0:13.95 (1800-1600)
Top Speed [km/h] (Section)	54.0 (1980 - 1800)
Race State	Finished



NZ Metropolitan Trotting Club Inc Harness  
 Race 9: GOLD BAND TAXIS MOBILE PACE - 1980m  
 27 February 2026 - 9:24PM  
 Weather: Fine



Section	L1980	L1800	L1600	L1400	L1200	L1000	L800	L600	L400	L200
Section Times	2:25.88 (0:11.66)	2:14.22 [6] (0:13.95)	2:00.27 [6] (0:14.37)	1:45.90 [7] (0:15.72)	1:30.18 [8] (0:16.20)	1:13.97 [8] (0:15.18)	0:58.79 [8] (0:15.22)	0:43.57 [7] (0:14.52)	0:29.06 [8] (0:14.67)	0:14.38 [5] (0:14.38)
Average Speed [km/h]	53.5	52.5	51.0	45.8	45.6	48.4	47.3	50.9	50.3	50.1
Top Speed [km/h]	54.0	53.2	52.4	49.1	48.0	49.7	48.4	51.9	51.6	50.8
Avg. Dist. to Rail [m]	5.6	2.6	2.5	5.6	3.2	3.0	3.0	3.7	3.9	5.0



[ ] Ranking at each section and finish  
 -:-:- No data available at this section  
 NA No data available

Horse/Jockey Name	Bettor Be Sharp/S E O'Reilly
Finish Rank	6
Fastest Section Time (Section)	0:13.71 (1800-1600)
Top Speed [km/h] (Section)	55.7 (1980 - 1800)
Race State	Finished



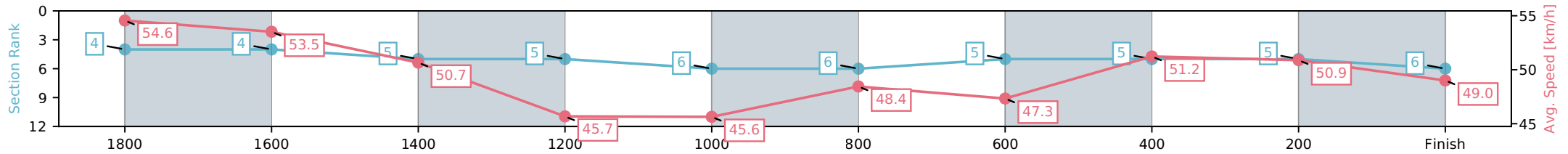
NZ Metropolitan Trotting Club Inc Harness  
 Race 9: GOLD BAND TAXIS MOBILE PACE - 1980m



27 February 2026 - 9:24PM

Weather: Fine

Section	L1980	L1800	L1600	L1400	L1200	L1000	L800	L600	L400	L200
Section Times	2:25.99 (0:11.42)	2:14.57 [4] (0:13.71)	2:00.86 [5] (0:14.50)	1:46.36 [5] (0:15.76)	1:30.60 [6] (0:16.19)	1:14.41 [6] (0:15.20)	0:59.20 [5] (0:15.21)	0:43.99 [5] (0:14.61)	0:29.38 [5] (0:14.67)	0:14.71 [6] (0:14.71)
Average Speed [km/h]	54.6	53.5	50.7	45.7	45.6	48.4	47.3	51.2	50.9	49.0
Top Speed [km/h]	55.7	55.0	52.9	48.3	48.0	50.2	49.1	52.2	51.8	50.1
Avg. Dist. to Rail [m]	10.7	3.5	2.7	5.5	3.2	3.1	3.0	5.0	5.6	8.5



- [ ] Ranking at each section and finish
- :-:- No data available at this section
- NA No data available

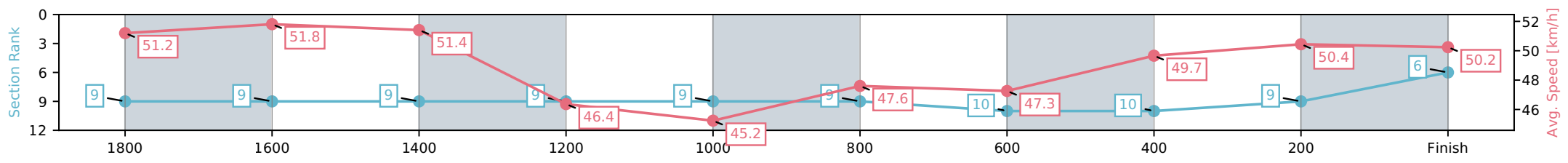
Horse/Jockey Name	Tempo Warrior/B N Orange
Finish Rank	7
Fastest Section Time (Section)	0:14.06 (1800-1600)
Top Speed [km/h] (Section)	53.3 (1980 - 1800)
Race State	Finished



NZ Metropolitan Trotting Club Inc Harness  
 Race 9: GOLD BAND TAXIS MOBILE PACE - 1980m  
 27 February 2026 - 9:24PM  
 Weather: Fine



Section	L1980	L1800	L1600	L1400	L1200	L1000	L800	L600	L400	L200
Section Times	2:25.99 (0:12.31)	2:13.68 [9] (0:14.06)	1:59.62 [9] (0:14.14)	1:45.48 [9] (0:15.53)	1:29.95 [9] (0:16.09)	1:13.86 [9] (0:15.27)	0:58.59 [10] (0:15.23)	0:43.36 [10] (0:14.61)	0:28.75 [9] (0:14.39)	0:14.36 [6] (0:14.36)
Average Speed [km/h]	51.2	51.8	51.4	46.4	45.2	47.6	47.3	49.7	50.4	50.2
Top Speed [km/h]	53.3	52.5	51.9	50.3	46.6	48.6	47.8	51.0	51.2	51.1
Avg. Dist. to Rail [m]	9.6	2.3	1.4	3.8	1.5	1.4	1.5	1.4	1.5	1.4



[ ] Ranking at each section and finish  
 -:-:- No data available at this section  
 NA No data available

Horse/Jockey Name	The Coalman/S J Ottley
Finish Rank	8
Fastest Section Time (Section)	0:14.12 (1600-1400)
Top Speed [km/h] (Section)	53.5 (1800-1600)
Race State	Finished



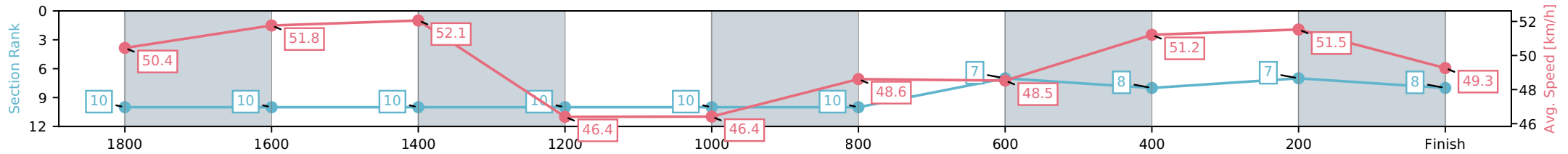
NZ Metropolitan Trotting Club Inc Harness  
 Race 9: GOLD BAND TAXIS MOBILE PACE - 1980m



27 February 2026 - 9:24PM

Weather: Fine

Section	L1980	L1800	L1600	L1400	L1200	L1000	L800	L600	L400	L200
Section Times	2:26.06 (0:12.51)	2:13.55 [10] (0:14.20)	1:59.36 [10] (0:14.12)	1:45.24 [10] (0:15.52)	1:29.72 [10] (0:15.92)	1:13.79 [10] (0:15.14)	0:58.66 [7] (0:14.84)	0:43.82 [8] (0:14.64)	0:29.19 [7] (0:14.56)	0:14.62 [8] (0:14.62)
Average Speed [km/h]	50.4	51.8	52.1	46.4	46.4	48.6	48.5	51.2	51.5	49.3
Top Speed [km/h]	52.6	53.5	53.3	50.0	47.9	49.8	51.7	52.4	52.0	51.2
Avg. Dist. to Rail [m]	11.5	3.5	2.8	5.7	3.2	3.0	3.6	5.5	6.6	10.3



- [ ] Ranking at each section and finish
- :-:- No data available at this section
- NA No data available

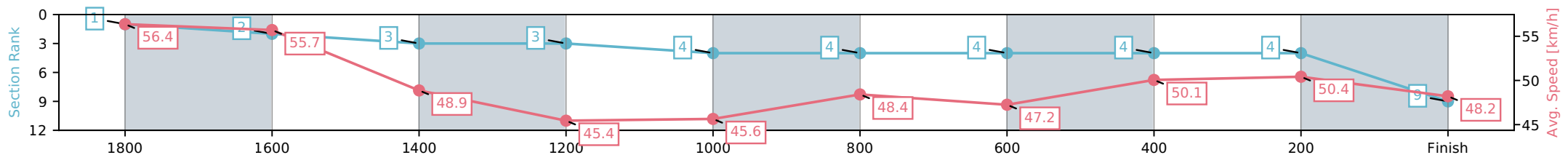
Horse/Jockey Name	I'm Rockin/R D Close
Finish Rank	9
Fastest Section Time (Section)	0:13.20 (1800-1600)
Top Speed [km/h] (Section)	58.2 (1980 - 1800)
Race State	Finished



NZ Metropolitan Trotting Club Inc Harness  
 Race 9: GOLD BAND TAXIS MOBILE PACE - 1980m  
 27 February 2026 - 9:24PM  
 Weather: Fine



Section	L1980	L1800	L1600	L1400	L1200	L1000	L800	L600	L400	L200
Section Times	2:26.13 (0:11.06)	2:15.07 [2] (0:13.20)	2:01.87 [3] (0:15.00)	1:46.87 [3] (0:15.83)	1:31.04 [4] (0:16.21)	1:14.83 [4] (0:15.22)	0:59.61 [4] (0:15.24)	0:44.38 [4] (0:14.78)	0:29.59 [4] (0:14.65)	0:14.94 [9] (0:14.94)
Average Speed [km/h]	56.4	55.7	48.9	45.4	45.6	48.4	47.2	50.1	50.4	48.2
Top Speed [km/h]	58.2	57.0	53.3	46.8	47.9	50.3	47.8	51.9	51.5	49.5
Avg. Dist. to Rail [m]	9.4	3.7	2.6	5.4	3.3	3.2	2.9	3.6	3.9	6.6



- [ ] Ranking at each section and finish
- :-:- No data available at this section
- NA No data available

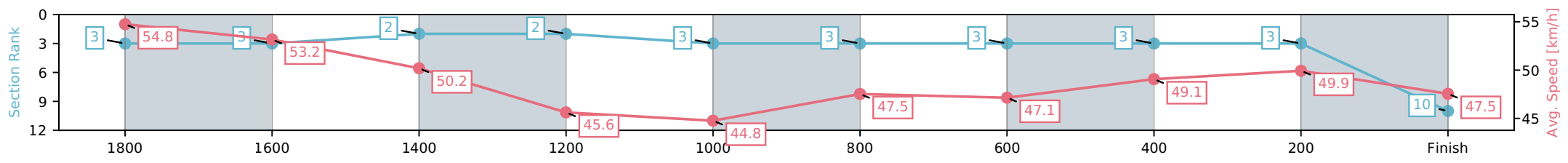
Horse/Jockey Name	Better Be Quick/John R Dunn
Finish Rank	10
Fastest Section Time (Section)	0:13.48 (1800-1600)
Top Speed [km/h] (Section)	55.5 (1980 - 1800)
Race State	Finished



NZ Metropolitan Trotting Club Inc Harness  
 Race 9: GOLD BAND TAXIS MOBILE PACE - 1980m  
 27 February 2026 - 9:24PM  
 Weather: Fine



Section	L1980	L1800	L1600	L1400	L1200	L1000	L800	L600	L400	L200
Section Times	2:26.18 (0:11.39)	2:14.79 [3] (0:13.48)	2:01.31 [2] (0:14.24)	1:47.07 [2] (0:15.79)	1:31.28 [3] (0:16.27)	1:15.01 [3] (0:15.27)	0:59.73 [3] (0:15.26)	0:44.47 [3] (0:14.80)	0:29.67 [3] (0:14.51)	0:15.16 [10] (0:15.16)
Average Speed [km/h]	54.8	53.2	50.2	45.6	44.8	47.5	47.1	49.1	49.9	47.5
Top Speed [km/h]	55.5	54.6	53.8	47.6	46.5	49.4	47.5	50.8	50.2	49.8
Avg. Dist. to Rail [m]	3.5	0.6	0.9	3.5	1.5	1.3	1.2	1.3	1.1	2.9



- [ ] Ranking at each section and finish
- :-:- No data available at this section
- NA No data available