



NZ Metropolitan Trotting Club Inc Harness

Race 1: RACING TOWARDS A CURE. LET'S GO, TEAM TEAL! MOBILE PACE - 1980m

13 March 2026 - 5:06PM



Weather: Fine

Field Times	2:24.98	2:13.31	1:58.20	1:42.60	1:27.68	1:13.46	0:58.02	0:42.49
(Race Tempo)	(0:11.67)	(0:15.11)	(0:15.61)	(0:14.92)	(0:14.22)	(0:15.44)	(0:15.53)	(0:14.80)

Rank	TAB#	Horse	Overall Time	First 400m	Top Speed km/h (Section)	L1980	L1800	L1600	L1400	L1200	L1000	L800	L600
	(BAR#)	Driver	Margin (DT-W)	Last 600m	Fastest Section (Time)	Start - 1800	1800 - 1600	1600 - 1400	1400 - 1200	1200 - 1000	1000 - 800	800 - 600	600 - 400
1	2	Brilliant Chase	2:25.08	0:28.94	55.0 (200-0)	2:25.08	2:13.41 [1]	1:58.30 [1]	1:42.69 [1]	1:27.78 [1]	1:13.26 [3]	0:57.78 [3]	0:42.25 [4]
	(2)	S W Hill		0:42.25	200-0 (0:13.29)	(0:11.67)	(0:15.11)	(0:15.61)	(0:14.92)	(0:14.51)	(0:15.49)	(0:15.53)	(0:14.73)
2	9	Arma Hunter	2:25.10	0:30.42	53.6 (200-0)	2:25.10	2:12.65 [6]	1:56.79 [7]	1:41.53 [6]	1:27.57 [2]	1:13.58 [1]	0:58.14 [1]	0:42.60 [2]
	(9)	John R Dunn	0.1L (+17)	0:42.49	200-0 (0:13.50)	(0:12.45)	(0:15.86)	(0:15.26)	(0:13.96)	(0:14.00)	(0:15.44)	(0:15.54)	(0:14.79)
3	4	Route Sixty Six	2:25.27	0:29.44	56.2 (200-0)	2:25.27	2:13.33 [2]	1:58.01 [2]	1:42.54 [2]	1:27.69 [3]	1:13.17 [4]	0:57.64 [5]	0:42.12 [6]
	(4)	W J House	1.0L (+4)	0:41.99	200-0 (0:13.13)	(0:11.94)	(0:15.33)	(0:15.47)	(0:14.85)	(0:14.52)	(0:15.53)	(0:15.52)	(0:14.78)
4	10	Stumpy Blackler	2:25.55	0:29.74	56.3 (200-0)	2:25.55	2:12.75 [8]	1:57.40 [6]	1:42.07 [5]	1:27.32 [8]	1:12.74 [9]	0:57.23 [9]	0:41.67 [10]
	(10)	A M Butt	2.6L (+1)	0:41.54	200-0 (0:12.99)	(0:12.80)	(0:15.36)	(0:15.33)	(0:14.75)	(0:14.57)	(0:15.51)	(0:15.56)	(0:14.78)
5	3	Jukebox Gypsy	2:25.73	0:30.20	54.5 (200-0)	2:25.73	2:13.36 [3]	1:57.70 [5]	1:42.06 [7]	1:27.50 [7]	1:13.30 [7]	0:57.96 [6]	0:42.60 [5]
	(3)	S E O'Reilly	3.6L (+18)	0:42.49	200-0 (0:13.60)	(0:12.37)	(0:15.66)	(0:15.65)	(0:14.55)	(0:14.20)	(0:15.34)	(0:15.36)	(0:14.87)
6	6	Monkee Major	2:25.84	0:30.57	56.5 (200-0)	2:25.84	2:12.88 [9]	1:57.36 [9]	1:42.07 [8]	1:27.34 [9]	1:12.77 [11]	0:57.16 [11]	0:41.73 [11]
	(6)	J C Morrison	4.2L (+7)	0:41.60	200-0 (0:13.04)	(0:12.96)	(0:15.52)	(0:15.29)	(0:14.73)	(0:14.57)	(0:15.62)	(0:15.43)	(0:14.79)
7	5	Emma Swan	2:25.86	0:30.04	52.9 (200-0)	2:25.86	2:13.43 [5]	1:57.97 [4]	1:42.50 [4]	1:27.98 [5]	1:13.76 [4]	0:58.51 [4]	0:43.19 [3]
	(5)	R T May	4.3L (+21)	0:43.13	200-0 (0:13.84)	(0:12.43)	(0:15.46)	(0:15.47)	(0:14.52)	(0:14.22)	(0:15.25)	(0:15.32)	(0:14.74)
8	1	Whyamihere	2:25.98	0:29.62	54.2 (200-0)	2:25.98	2:13.56 [4]	1:58.36 [3]	1:42.92 [3]	1:28.07 [6]	1:13.56 [6]	0:58.11 [7]	0:42.48 [8]
	(1)	J F Curtin	5.0L (-1)	0:42.40	200-0 (0:13.49)	(0:12.42)	(0:15.20)	(0:15.44)	(0:14.84)	(0:14.51)	(0:15.46)	(0:15.63)	(0:14.66)
9	11	Hugo	2:26.15	0:30.07	53.8 (200-0)	2:26.15	2:13.50 [7]	1:57.82 [8]	1:42.18 [9]	1:27.60 [10]	1:13.38 [8]	0:58.07 [8]	0:42.74 [7]
	(11)	S J Thornley	5.9L (+19)	0:42.63	200-0 (0:13.55)	(0:12.65)	(0:15.67)	(0:15.65)	(0:14.57)	(0:14.22)	(0:15.31)	(0:15.33)	(0:14.86)
10	8	Happy Harriet	2:26.32	0:31.01	54.6 (200-0)	2:26.32	2:12.73 [11]	1:57.38 [11]	1:42.22 [11]	1:27.54 [11]	1:13.26 [10]	0:57.93 [10]	0:42.59 [9]
	(8)	R D Close	6.9L (+14)	0:42.49	200-0 (0:13.52)	(0:13.59)	(0:15.35)	(0:15.16)	(0:14.68)	(0:14.28)	(0:15.33)	(0:15.33)	(0:14.85)

- [] Position in running at each section and finish
- [-:-] No data available at this section
- NA No data available
- DNT Did not track
- TAB# Saddle cloth number
- BAR# Barrier/Gate Position
- DNF Did not finish
- DT-W Distance travelled compared to winner in metres
- Fastest split
- Fastest section



NZ Metropolitan Trotting Club Inc Harness
 Race 1: RACING TOWARDS A CURE. LET'S GO, TEAM TEAL! MOBILE PACE - 1980m
 13 March 2026 - 5:06PM



Weather: Fine

Field Times (Race Tempo) 2:24.98 (0:11.67) 2:13.31 (0:15.11) 1:58.20 (0:15.61) 1:42.60 (0:14.92) 1:27.68 (0:14.22) 1:13.46 (0:15.44) 0:58.02 (0:15.53) 0:42.49 (0:14.80)

Rank	TAB#	Horse	Overall Time	First 400m	Top Speed km/h (Section)	L1980	L1800	L1600	L1400	L1200	L1000	L800	L600
	(BAR#)	Driver	Margin (DT-W)	Last 600m	Fastest Section (Time)	Start - 1800	1800 - 1600	1600 - 1400	1400 - 1200	1200 - 1000	1000 - 800	800 - 600	600 - 400
11	7	Sofia Rose	2:26.50	0:30.94	55.4 (1200-1000)	2:26.50	2:13.27 [10]	1:57.70 [10]	1:42.44 [10]	1:28.76 [4]	1:14.91 [2]	0:59.40 [2]	0:44.01 [1]
	(7)	B N Orange	7.9L (+20)	0:43.92	1400-1200 (0:13.69)	(0:13.23)	(0:15.57)	(0:15.26)	(0:13.69)	(0:13.85)	(0:15.51)	(0:15.39)	(0:14.87)

[] Position in running at each section and finish TAB# Saddle cloth number

Fastest split

-:--:-- No data available at this section

BAR# Barrier/Gate Position

Fastest section

NA No data available

DNF Did not finish

DNT Did not track

DT-W Distance travelled compared to winner in metres



NZ Metropolitan Trotting Club Inc Harness
 Race 1: RACING TOWARDS A CURE. LET'S GO, TEAM TEAL! MOBILE PACE - 1980m
 13 March 2026 - 5:06PM



Weather: Fine

Field Times 0:27.69 0:13.50
 (Race Tempo) (0:14.20) (0:13.50)

Rank	TAB#	Horse	Overall Time	First 400m	Top Speed km/h (Section)	L400	L200						
	(BAR#)	Driver	Margin (DT-W)	Last 600m	Fastest Section (Time)	400 - 200	200 - Finish						
1	2	Brilliant Chase	2:25.08	0:28.94	55.0 (200-0)	0:27.52 [4]	0:13.29 [3]						
	(2)	S W Hill		0:42.25	200-0 (0:13.29)	(0:14.23)	(0:13.29)						
2	9	Arma Hunter	2:25.10	0:30.42	53.6 (200-0)	0:27.81 [1]	0:13.61 [1]						
	(9)	John R Dunn	0.1L (+17)	0:42.49	200-0 (0:13.50)	(0:14.20)	(0:13.50)						
3	4	Route Sixty Six	2:25.27	0:29.44	56.2 (200-0)	0:27.35 [5]	0:13.26 [5]						
	(4)	W J House	1.0L (+4)	0:41.99	200-0 (0:13.13)	(0:14.08)	(0:13.13)						
4	10	Stumpy Blackler	2:25.55	0:29.74	56.3 (200-0)	0:26.88 [10]	0:13.11 [8]						
	(10)	A M Butt	2.6L (+1)	0:41.54	200-0 (0:12.99)	(0:13.77)	(0:12.99)						
5	3	Jukebox Gypsy	2:25.73	0:30.20	54.5 (200-0)	0:27.73 [6]	0:13.71 [6]						
	(3)	S E O'Reilly	3.6L (+18)	0:42.49	200-0 (0:13.60)	(0:14.02)	(0:13.60)						
6	6	Monkee Major	2:25.84	0:30.57	56.5 (200-0)	0:26.93 [11]	0:13.16 [10]						
	(6)	J C Morrison	4.2L (+7)	0:41.60	200-0 (0:13.04)	(0:13.77)	(0:13.04)						
7	5	Emma Swan	2:25.86	0:30.04	52.9 (200-0)	0:28.44 [3]	0:13.89 [4]						
	(5)	R T May	4.3L (+21)	0:43.13	200-0 (0:13.84)	(0:14.55)	(0:13.84)						
8	1	Whyamihere	2:25.98	0:29.62	54.2 (200-0)	0:27.82 [7]	0:13.57 [7]						
	(1)	J F Curtin	5.0L (-1)	0:42.40	200-0 (0:13.49)	(0:14.25)	(0:13.49)						
9	11	Hugo	2:26.15	0:30.07	53.8 (200-0)	0:27.88 [8]	0:13.66 [9]						
	(11)	S J Thornley	5.9L (+19)	0:42.63	200-0 (0:13.55)	(0:14.22)	(0:13.55)						
10	8	Happy Harriet	2:26.32	0:31.01	54.6 (200-0)	0:27.74 [9]	0:13.63 [11]						
	(8)	R D Close	6.9L (+14)	0:42.49	200-0 (0:13.52)	(0:14.12)	(0:13.52)						

[] Position in running at each section and finish TAB# Saddle cloth number

Fastest split

-:-:- No data available at this section

BAR# Barrier/Gate Position

Fastest section

NA No data available

DNF Did not finish

DNT Did not track

DT-W Distance travelled compared to winner in metres



NZ Metropolitan Trotting Club Inc Harness
 Race 1: RACING TOWARDS A CURE. LET'S GO, TEAM TEAL! MOBILE PACE - 1980m
 13 March 2026 - 5:06PM



Weather: Fine

Field Times 0:27.69 0:13.50
 (Race Tempo) (0:14.20) (0:13.50)

Rank	TAB#	Horse	Overall Time	First 400m	Top Speed km/h (Section)	L400	L200						
	(BAR#)	Driver	Margin (DT-W)	Last 600m	Fastest Section (Time)	400 - 200	200 - Finish						
11	7	Sofia Rose	2:26.50	0:30.94	55.4 (1200-1000)	0:29.14 [2]	0:14.85 [2]						
	(7)	B N Orange	7.9L (+20)	0:43.92	1400-1200 (0:13.69)	(0:14.29)	(0:14.76)						

[] Position in running at each section and finish TAB# Saddle cloth number

Fastest split

-:--:-- No data available at this section

BAR# Barrier/Gate Position

Fastest section

NA No data available

DNF Did not finish

DNT Did not track

DT-W Distance travelled compared to winner in metres

Horse/Jockey Name	Brilliant Chase/S W Hill
Finish Rank	1
Fastest Section Time (Section)	0:13.29 (200-0)
Top Speed [km/h] (Section)	55.0 (200-0)
Race State	Finished



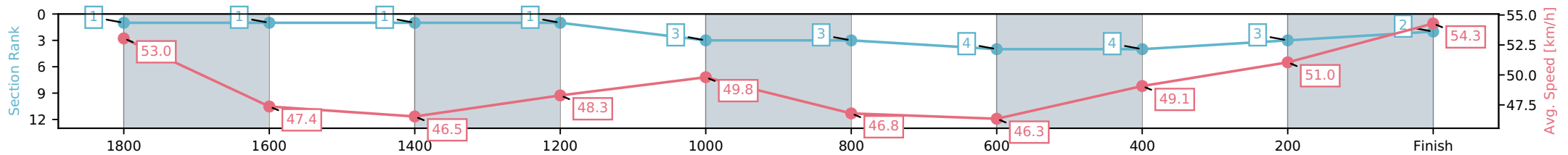
NZ Metropolitan Trotting Club Inc Harness
 Race 1: RACING TOWARDS A CURE. LET'S GO, TEAM TEAL!
 MOBILE PACE - 1980m



13 March 2026 - 5:06PM

Weather: Fine

Section	L1980	L1800	L1600	L1400	L1200	L1000	L800	L600	L400	L200
Section Times	2:25.08 (0:11.67)	2:13.41 [1] (0:15.11)	1:58.30 [1] (0:15.61)	1:42.69 [1] (0:14.92)	1:27.78 [3] (0:14.51)	1:13.26 [3] (0:15.49)	0:57.78 [4] (0:15.53)	0:42.25 [4] (0:14.73)	0:27.52 [3] (0:14.23)	0:13.29 [2] (0:13.29)
Average Speed [km/h]	53.0	47.4	46.5	48.3	49.8	46.8	46.3	49.1	51.0	54.3
Top Speed [km/h]	54.7	50.4	46.9	49.8	50.4	50.3	48.6	50.1	53.6	55.0
Avg. Dist. to Rail [m]	1.1	0.7	1.6	3.6	0.7	1.0	1.5	1.0	1.5	2.0



[] Ranking at each section and finish
 -:-:- No data available at this section
 NA No data available

Horse/Jockey Name	Arma Hunter/John R Dunn
Finish Rank	2
Fastest Section Time (Section)	0:13.50 (200-0)
Top Speed [km/h] (Section)	53.6 (200-0)
Race State	Finished



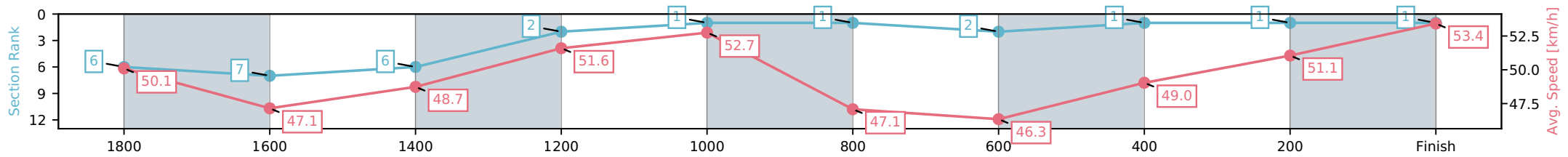
NZ Metropolitan Trotting Club Inc Harness
 Race 1: RACING TOWARDS A CURE. LET'S GO, TEAM TEAL!
 MOBILE PACE - 1980m



13 March 2026 - 5:06PM

Weather: Fine

Section	L1980	L1800	L1600	L1400	L1200	L1000	L800	L600	L400	L200
Section Times	2:25.10 (0:12.45)	2:12.65 [7] (0:15.86)	1:56.79 [6] (0:15.26)	1:41.53 [2] (0:13.96)	1:27.57 [1] (0:14.00)	1:13.58 [1] (0:15.44)	0:58.14 [2] (0:15.54)	0:42.60 [1] (0:14.79)	0:27.81 [1] (0:14.20)	0:13.61 [1] (0:13.50)
Average Speed [km/h]	50.1	47.1	48.7	51.6	52.7	47.1	46.3	49.0	51.1	53.4
Top Speed [km/h]	50.8	49.4	50.2	52.7	53.6	51.7	48.2	50.0	52.6	53.6
Avg. Dist. to Rail [m]	13.8	6.3	4.4	7.1	3.2	1.5	2.3	1.5	1.4	3.4



- [] Ranking at each section and finish
- :-:- No data available at this section
- NA No data available

Horse/Jockey Name	Route Sixty Six/W J House
Finish Rank	3
Fastest Section Time (Section)	0:13.13 (200-0)
Top Speed [km/h] (Section)	56.2 (200-0)
Race State	Finished



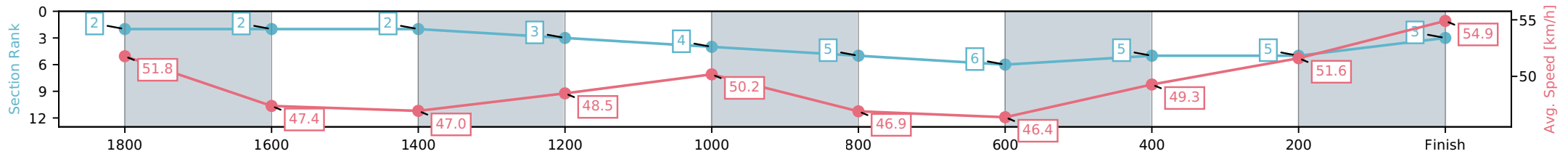
NZ Metropolitan Trotting Club Inc Harness
 Race 1: RACING TOWARDS A CURE. LET'S GO, TEAM TEAL!
 MOBILE PACE - 1980m



13 March 2026 - 5:06PM

Weather: Fine

Section	L1980	L1800	L1600	L1400	L1200	L1000	L800	L600	L400	L200
Section Times	2:25.27 (0:11.94)	2:13.33 [2] (0:15.33)	1:58.01 [2] (0:15.47)	1:42.54 [3] (0:14.85)	1:27.69 [4] (0:14.52)	1:13.17 [5] (0:15.53)	0:57.64 [6] (0:15.52)	0:42.12 [5] (0:14.78)	0:27.35 [5] (0:14.08)	0:13.26 [3] (0:13.13)
Average Speed [km/h]	51.8	47.4	47.0	48.5	50.2	46.9	46.4	49.3	51.6	54.9
Top Speed [km/h]	53.3	49.6	47.8	50.1	51.2	50.2	48.4	50.6	54.8	56.2
Avg. Dist. to Rail [m]	5.9	1.6	1.4	3.4	1.6	1.7	2.6	2.0	1.5	4.0



- [] Ranking at each section and finish
- :-:- No data available at this section
- NA No data available

Horse/Jockey Name	Stumpy Blackler/A M Butt
Finish Rank	4
Fastest Section Time (Section)	0:12.99 (200-0)
Top Speed [km/h] (Section)	56.3 (200-0)
Race State	Finished



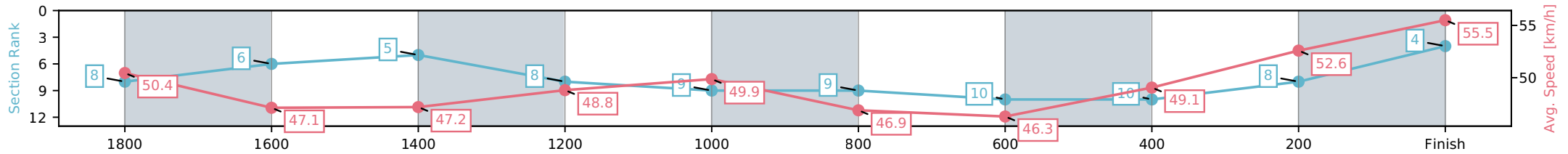
NZ Metropolitan Trotting Club Inc Harness
 Race 1: RACING TOWARDS A CURE. LET'S GO, TEAM TEAL!
 MOBILE PACE - 1980m



13 March 2026 - 5:06PM

Weather: Fine

Section	L1980	L1800	L1600	L1400	L1200	L1000	L800	L600	L400	L200
Section Times	2:25.55 (0:12.80)	2:12.75 [6] (0:15.36)	1:57.40 [5] (0:15.33)	1:42.07 [8] (0:14.75)	1:27.32 [9] (0:14.57)	1:12.74 [9] (0:15.51)	0:57.23 [10] (0:15.56)	0:41.67 [10] (0:14.78)	0:26.88 [8] (0:13.77)	0:13.11 [4] (0:12.99)
Average Speed [km/h]	50.4	47.1	47.2	48.8	49.9	46.9	46.3	49.1	52.6	55.5
Top Speed [km/h]	51.3	49.7	47.5	50.4	50.4	50.1	47.8	50.5	55.4	56.3
Avg. Dist. to Rail [m]	1.2	0.9	0.8	3.3	1.3	1.5	2.5	1.5	0.9	1.1



- [] Ranking at each section and finish
- :-:- No data available at this section
- NA No data available

Horse/Jockey Name	Jukebox Gypsy/S E O'Reilly
Finish Rank	5
Fastest Section Time (Section)	0:13.60 (200-0)
Top Speed [km/h] (Section)	54.5 (200-0)
Race State	Finished



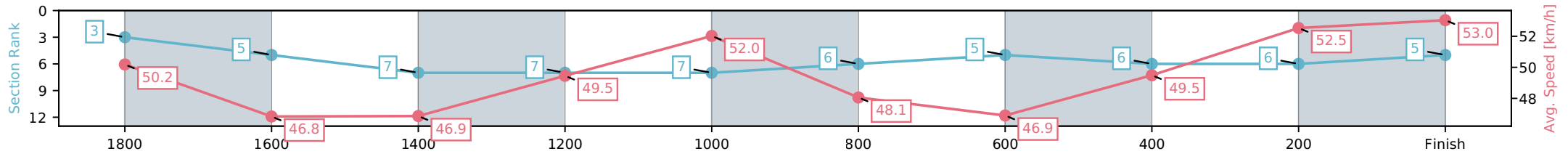
NZ Metropolitan Trotting Club Inc Harness
 Race 1: RACING TOWARDS A CURE. LET'S GO, TEAM TEAL!
 MOBILE PACE - 1980m



13 March 2026 - 5:06PM

Weather: Fine

Section	L1980	L1800	L1600	L1400	L1200	L1000	L800	L600	L400	L200
Section Times	2:25.73 (0:12.37)	2:13.36 [5] (0:15.66)	1:57.70 [7] (0:15.65)	1:42.06 [7] (0:14.55)	1:27.50 [7] (0:14.20)	1:13.30 [6] (0:15.34)	0:57.96 [5] (0:15.36)	0:42.60 [6] (0:14.87)	0:27.73 [6] (0:14.02)	0:13.71 [5] (0:13.60)
Average Speed [km/h]	50.2	46.8	46.9	49.5	52.0	48.1	46.9	49.5	52.5	53.0
Top Speed [km/h]	51.7	48.5	47.4	51.8	52.8	51.5	48.1	50.7	54.2	54.5
Avg. Dist. to Rail [m]	3.9	2.9	2.6	5.1	3.2	3.3	4.3	3.4	3.9	9.5



- [] Ranking at each section and finish
- :-:- No data available at this section
- NA No data available

Horse/Jockey Name	Monkee Major/J C Morrison
Finish Rank	6
Fastest Section Time (Section)	0:13.04 (200-0)
Top Speed [km/h] (Section)	56.5 (200-0)
Race State	Finished



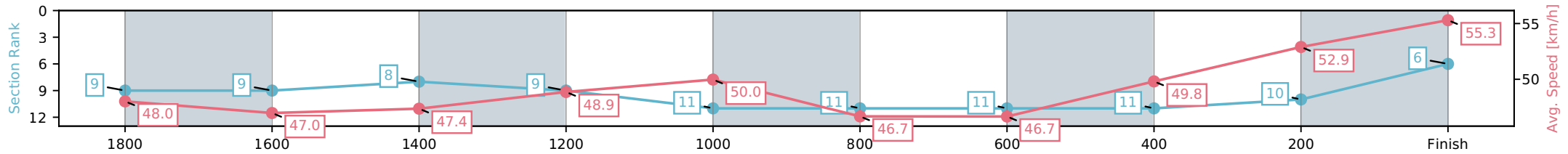
NZ Metropolitan Trotting Club Inc Harness
 Race 1: RACING TOWARDS A CURE. LET'S GO, TEAM TEAL!
 MOBILE PACE - 1980m



13 March 2026 - 5:06PM

Weather: Fine

Section	L1980	L1800	L1600	L1400	L1200	L1000	L800	L600	L400	L200
Section Times	2:25.84 (0:12.96)	2:12.88 [9] (0:15.52)	1:57.36 [8] (0:15.29)	1:42.07 [9] (0:14.73)	1:27.34 [11] (0:14.57)	1:12.77 [11] (0:15.62)	0:57.16 [11] (0:15.43)	0:41.73 [11] (0:14.79)	0:26.93 [10] (0:13.77)	0:13.16 [6] (0:13.04)
Average Speed [km/h]	48.0	47.0	47.4	48.9	50.0	46.7	46.7	49.8	52.9	55.3
Top Speed [km/h]	48.6	48.2	48.1	50.8	51.1	50.9	49.6	50.1	56.2	56.5
Avg. Dist. to Rail [m]	7.5	2.3	1.0	3.5	1.5	1.8	3.2	3.6	1.9	3.0



- [] Ranking at each section and finish
- :-:- No data available at this section
- NA No data available

Horse/Jockey Name	Emma Swan/R T May
Finish Rank	7
Fastest Section Time (Section)	0:13.84 (200-0)
Top Speed [km/h] (Section)	52.9 (200-0)
Race State	Finished



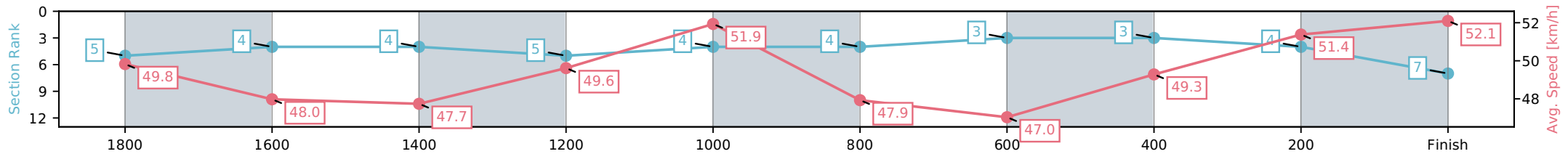
NZ Metropolitan Trotting Club Inc Harness
 Race 1: RACING TOWARDS A CURE. LET'S GO, TEAM TEAL!
 MOBILE PACE - 1980m



13 March 2026 - 5:06PM

Weather: Fine

Section	L1980	L1800	L1600	L1400	L1200	L1000	L800	L600	L400	L200
Section Times	2:25.86 (0:12.43)	2:13.43 [4] (0:15.46)	1:57.97 [4] (0:15.47)	1:42.50 [5] (0:14.52)	1:27.98 [4] (0:14.22)	1:13.76 [4] (0:15.25)	0:58.51 [3] (0:15.32)	0:43.19 [3] (0:14.74)	0:28.44 [4] (0:14.55)	0:13.89 [7] (0:13.84)
Average Speed [km/h]	49.8	48.0	47.7	49.6	51.9	47.9	47.0	49.3	51.4	52.1
Top Speed [km/h]	51.4	48.7	48.5	52.0	52.9	51.5	48.2	50.2	52.5	52.9
Avg. Dist. to Rail [m]	7.2	4.6	3.4	5.2	3.2	2.3	1.6	1.4	5.9	9.6



[] Ranking at each section and finish
 -:-:- No data available at this section
 NA No data available

Horse/Jockey Name	Whyamihere/J F Curtin
Finish Rank	8
Fastest Section Time (Section)	0:13.49 (200-0)
Top Speed [km/h] (Section)	54.2 (200-0)
Race State	Finished



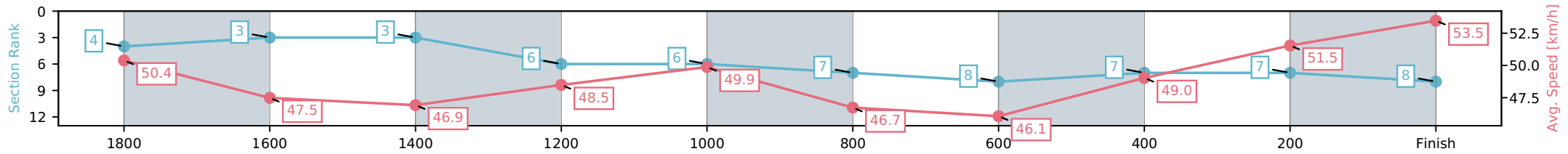
NZ Metropolitan Trotting Club Inc Harness
 Race 1: RACING TOWARDS A CURE. LET'S GO, TEAM TEAL!
 MOBILE PACE - 1980m



13 March 2026 - 5:06PM

Weather: Fine

Section	L1980	L1800	L1600	L1400	L1200	L1000	L800	L600	L400	L200
Section Times	2:25.98 (0:12.42)	2:13.56 [3] (0:15.20)	1:58.36 [3] (0:15.44)	1:42.92 [6] (0:14.84)	1:28.07 [6] (0:14.51)	1:13.56 [7] (0:15.46)	0:58.11 [8] (0:15.63)	0:42.48 [7] (0:14.66)	0:27.82 [7] (0:14.25)	0:13.57 [8] (0:13.49)
Average Speed [km/h]	50.4	47.5	46.9	48.5	49.9	46.7	46.1	49.0	51.5	53.5
Top Speed [km/h]	51.1	50.2	47.4	50.3	50.7	50.0	47.8	50.3	53.8	54.2
Avg. Dist. to Rail [m]	1.4	0.6	1.1	3.5	0.8	0.6	1.2	0.8	3.5	6.0



- [] Ranking at each section and finish
- :-:- No data available at this section
- NA No data available

Horse/Jockey Name	Hugo/S J Thornley
Finish Rank	9
Fastest Section Time (Section)	0:13.55 (200-0)
Top Speed [km/h] (Section)	53.8 (200-0)
Race State	Finished



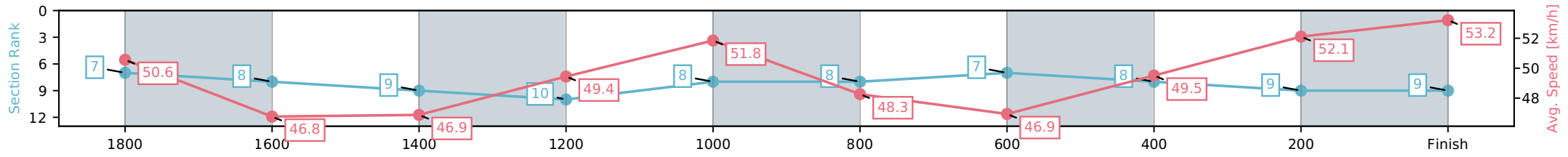
NZ Metropolitan Trotting Club Inc Harness
 Race 1: RACING TOWARDS A CURE. LET'S GO, TEAM TEAL!
 MOBILE PACE - 1980m



13 March 2026 - 5:06PM

Weather: Fine

Section	L1980	L1800	L1600	L1400	L1200	L1000	L800	L600	L400	L200
Section Times	2:26.15 (0:12.65)	2:13.50 [8] (0:15.67)	1:57.82 [9] (0:15.65)	1:42.18 [10] (0:14.57)	1:27.60 [8] (0:14.22)	1:13.38 [8] (0:15.31)	0:58.07 [7] (0:15.33)	0:42.74 [8] (0:14.86)	0:27.88 [9] (0:14.22)	0:13.66 [9] (0:13.55)
Average Speed [km/h]	50.6	46.8	46.9	49.4	51.8	48.3	46.9	49.5	52.1	53.2
Top Speed [km/h]	51.7	48.1	47.0	52.0	52.3	51.6	48.2	50.8	53.4	53.8
Avg. Dist. to Rail [m]	3.8	2.9	2.6	5.3	3.1	3.4	4.2	3.3	4.7	10.0



[] Ranking at each section and finish
 -:-:- No data available at this section
 NA No data available

Horse/Jockey Name	Happy Harriet/R D Close
Finish Rank	10
Fastest Section Time (Section)	0:13.52 (200-0)
Top Speed [km/h] (Section)	54.6 (200-0)
Race State	Finished



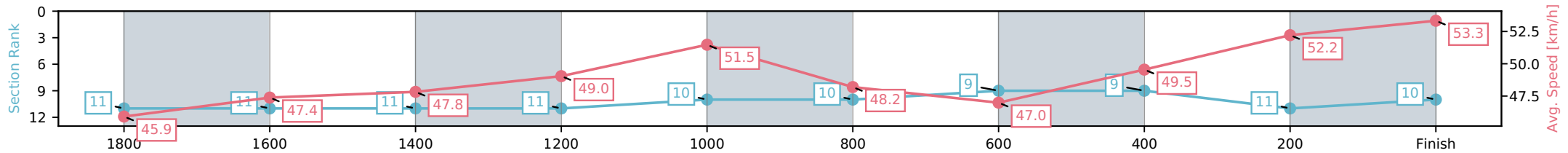
NZ Metropolitan Trotting Club Inc Harness
 Race 1: RACING TOWARDS A CURE. LET'S GO, TEAM TEAL!
 MOBILE PACE - 1980m



13 March 2026 - 5:06PM

Weather: Fine

Section	L1980	L1800	L1600	L1400	L1200	L1000	L800	L600	L400	L200
Section Times	2:26.32 (0:13.59)	2:12.73 [11] (0:15.35)	1:57.38 [11] (0:15.16)	1:42.22 [11] (0:14.68)	1:27.54 [10] (0:14.28)	1:13.26 [10] (0:15.33)	0:57.93 [9] (0:15.33)	0:42.59 [9] (0:14.85)	0:27.74 [11] (0:14.12)	0:13.63 [10] (0:13.52)
Average Speed [km/h]	45.9	47.4	47.8	49.0	51.5	48.2	47.0	49.5	52.2	53.3
Top Speed [km/h]	46.6	48.0	48.3	51.1	53.9	51.6	48.6	50.8	54.0	54.6
Avg. Dist. to Rail [m]	11.3	2.3	1.1	3.5	2.5	3.6	4.3	3.5	3.7	7.5



- [] Ranking at each section and finish
- :-:- No data available at this section
- NA No data available

Horse/Jockey Name	Sofia Rose/B N Orange
Finish Rank	11
Fastest Section Time (Section)	0:13.69 (1400-1200)
Top Speed [km/h] (Section)	55.4 (1200-1000)
Race State	Finished



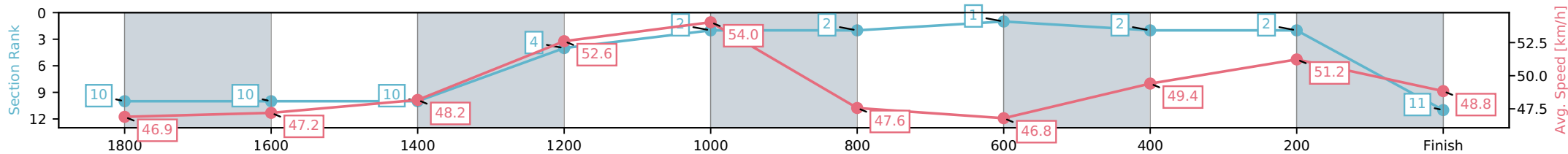
NZ Metropolitan Trotting Club Inc Harness
 Race 1: RACING TOWARDS A CURE. LET'S GO, TEAM TEAL!
 MOBILE PACE - 1980m



13 March 2026 - 5:06PM

Weather: Fine

Section	L1980	L1800	L1600	L1400	L1200	L1000	L800	L600	L400	L200
Section Times	2:26.50 (0:13.23)	2:13.27 [10] (0:15.57)	1:57.70 [10] (0:15.26)	1:42.44 [4] (0:13.69)	1:28.76 [2] (0:13.85)	1:14.91 [2] (0:15.51)	0:59.40 [1] (0:15.39)	0:44.01 [2] (0:14.87)	0:29.14 [2] (0:14.29)	0:14.85 [11] (0:14.76)
Average Speed [km/h]	46.9	47.2	48.2	52.6	54.0	47.6	46.8	49.4	51.2	48.8
Top Speed [km/h]	47.8	47.5	51.3	54.1	55.4	51.6	48.3	50.8	51.6	51.0
Avg. Dist. to Rail [m]	10.6	3.5	3.1	7.4	4.8	3.6	4.4	3.3	2.7	6.1



[] Ranking at each section and finish
 -:-:- No data available at this section
 NA No data available