



# NZ Metropolitan Trotting Club Inc Harness

Race 2: CRAIC & RACING RACE NIGHT-20 MARCH. BOOK NOW MOBILE TROT - 1980m

13 March 2026 - 5:35PM



Weather: Fine

Field Times	2:31.79	2:19.40	2:03.73	1:47.66	1:32.45	1:16.76	1:00.14	0:43.66
(Race Tempo)	(0:12.39)	(0:15.67)	(0:16.07)	(0:15.21)	(0:15.70)	(0:16.62)	(0:16.47)	(0:15.49)

Rank	TAB#	Horse	Overall Time	First 400m	Top Speed km/h (Section)	L1980	L1800	L1600	L1400	L1200	L1000	L800	L600
	(BAR#)	Driver	Margin (DT-W)	Last 600m	Fastest Section (Time)	Start - 1800	1800 - 1600	1600 - 1400	1400 - 1200	1200 - 1000	1000 - 800	800 - 600	600 - 400
1	6	I'm Connected	2:31.79	0:31.12	53.2 (400-200)	2:31.79	2:18.31 [7]	2:02.31 [8]	1:46.17 [7]	1:30.97 [8]	1:15.31 [8]	0:58.86 [7]	0:43.47 [2]
	(6)	John R Dunn		0:43.47	200-0 (0:13.94)	(0:13.48)	(0:16.00)	(0:16.14)	(0:15.21)	(0:15.66)	(0:16.45)	(0:15.39)	(0:15.29)
2	5	Aldebaran Lobell	2:32.26	0:30.99	52.9 (400-200)	2:32.26	2:18.78 [8]	2:02.87 [7]	1:46.99 [6]	1:31.77 [6]	1:16.17 [6]	0:59.65 [5]	0:43.54 [5]
	(5)	S W Hill	2.6L (-1)	0:43.55	200-0 (0:13.95)	(0:13.48)	(0:15.90)	(0:15.88)	(0:15.22)	(0:15.60)	(0:16.52)	(0:16.11)	(0:15.34)
3	2	Mysaria	2:32.88	0:30.18	50.6 (400-200)	2:32.88	2:20.02 [4]	2:04.29 [3]	1:48.75 [1]	1:33.54 [1]	1:17.85 [1]	1:01.23 [1]	0:44.75 [1]
	(2)	A L Lethaby	6.0L (-14)	0:44.76	400-200 (0:14.53)	(0:12.86)	(0:15.73)	(0:15.54)	(0:15.21)	(0:15.70)	(0:16.62)	(0:16.47)	(0:15.51)
4	9	Neil William	2:33.55	0:30.59	50.4 (400-200)	2:33.55	2:20.48 [5]	2:04.55 [5]	1:48.66 [3]	1:33.44 [4]	1:17.75 [4]	1:01.30 [3]	0:44.88 [4]
	(9)	S M Payne	9.8L (-5)	0:44.85	200-0 (0:14.68)	(0:13.06)	(0:15.94)	(0:15.88)	(0:15.23)	(0:15.68)	(0:16.45)	(0:16.42)	(0:15.45)
5	11	Bullet	2:33.64	0:31.74	52.0 (200-0)	2:33.64	2:19.29 [9]	2:03.45 [9]	1:47.48 [9]	1:32.41 [9]	1:16.79 [9]	1:00.33 [9]	0:44.83 [6]
	(U1)	J P Versteeg	10.3L (+4)	0:44.82	200-0 (0:13.97)	(0:14.35)	(0:15.84)	(0:15.97)	(0:15.07)	(0:15.62)	(0:16.46)	(0:15.50)	(0:15.81)
6	8	Sheep	2:33.86	0:29.79	51.2 (1980 - 1800)	2:33.86	2:21.46 [2]	2:05.80 [1]	1:49.40 [2]	1:34.22 [2]	1:18.53 [2]	1:01.87 [2]	0:45.42 [3]
	(8)	L J Whittaker	11.5L (-17)	0:45.42	400-200 (0:14.68)	(0:12.40)	(0:15.66)	(0:16.40)	(0:15.18)	(0:15.69)	(0:16.66)	(0:16.46)	(0:15.50)
7	1	Alice In Dreamland	2:34.15	0:30.47	51.1 (400-200)	2:34.15	2:21.39 [3]	2:05.36 [4]	1:48.89 [5]	1:33.74 [5]	1:18.11 [5]	1:01.40 [6]	0:44.93 [9]
	(1)	W J House	13.1L (-17)	0:44.94	400-200 (0:14.69)	(0:12.76)	(0:16.03)	(0:16.47)	(0:15.15)	(0:15.63)	(0:16.71)	(0:16.47)	(0:15.48)
8	3	Stuarts Buller Boy	2:34.23	0:30.84	50.1 (400-200)	2:34.23	2:21.12 [6]	2:05.05 [6]	1:48.45 [8]	1:33.42 [7]	1:17.82 [7]	1:01.12 [8]	0:45.12 [8]
	(3)	B N Orange	13.5L (-10)	0:45.13	200-0 (0:14.71)	(0:13.11)	(0:16.07)	(0:16.60)	(0:15.03)	(0:15.60)	(0:16.71)	(0:16.00)	(0:15.44)
9	7	Volstone	2:34.48	0:30.13	51.2 (1980 - 1800)	2:34.48	2:22.09 [1]	2:06.05 [2]	1:49.59 [4]	1:34.42 [3]	1:18.79 [3]	1:02.10 [4]	0:45.58 [7]
	(7)	K G Cameron	14.9L (-22)	0:45.59	200-0 (0:14.78)	(0:12.39)	(0:16.04)	(0:16.46)	(0:15.17)	(0:15.63)	(0:16.69)	(0:16.52)	(0:15.55)
10	10	Lorde Franco	2:42.55	0:39.44	51.4 (1400-1200)	2:42.55	2:22.70 [10]	2:04.70 [10]	1:49.44 [10]	1:34.91 [10]	1:20.09 [10]	1:04.61 [10]	0:48.17 [10]
	(10)	Craig D Thornley	59.7L (-18)	0:48.23	1400-1200 (0:14.53)	(0:19.85)	(0:18.00)	(0:15.27)	(0:14.53)	(0:14.82)	(0:15.48)	(0:16.44)	(0:16.21)

Scratched: Lap It Up (#4)

[ ] Position in running at each section and finish TAB# Saddle cloth number

Fastest split

-:-:- No data available at this section

BAR# Barrier/Gate Position

Fastest section

NA No data available

DNF Did not finish

DNT Did not track

DT-W Distance travelled compared to winner in metres



# NZ Metropolitan Trotting Club Inc Harness

Race 2: CRAIC & RACING RACE NIGHT-20 MARCH. BOOK NOW MOBILE TROT - 1980m

13 March 2026 - 5:35PM



Weather: Fine

Field Times                      0:28.18    0:13.94  
(Race Tempo)                    (0:14.24)   (0:13.94)

Rank	TAB#	Horse	Overall Time	First 400m	Top Speed km/h (Section)	L400	L200						
	(BAR#)	Driver	Margin (DT-W)	Last 600m	Fastest Section (Time)	400 - 200	200 - Finish						
1	6	I'm Connected	2:31.79	0:31.12	53.2 (400-200)	0:28.18 [1]	0:13.94 [1]						
	(6)	John R Dunn		0:43.47	200-0 (0:13.94)	(0:14.24)	(0:13.94)						
2	5	Aldebaran Lobell	2:32.26	0:30.99	52.9 (400-200)	0:28.21 [4]	0:13.95 [3]						
	(5)	S W Hill	2.6L (-1)	0:43.55	200-0 (0:13.95)	(0:14.26)	(0:13.95)						
3	2	Mysaria	2:32.88	0:30.18	50.6 (400-200)	0:29.24 [2]	0:14.71 [2]						
	(2)	A L Lethaby	6.0L (-14)	0:44.76	400-200 (0:14.53)	(0:14.53)	(0:14.72)						
4	9	Neil William	2:33.55	0:30.59	50.4 (400-200)	0:29.43 [5]	0:14.71 [5]						
	(9)	S M Payne	9.8L (-5)	0:44.85	200-0 (0:14.68)	(0:14.72)	(0:14.68)						
5	11	Bullet	2:33.64	0:31.74	52.0 (200-0)	0:29.02 [8]	0:13.99 [8]						
	(U1)	J P Versteeg	10.3L (+4)	0:44.82	200-0 (0:13.97)	(0:15.04)	(0:13.97)						
6	8	Sheep	2:33.86	0:29.79	51.2 (1980 - 1800)	0:29.91 [3]	0:15.23 [4]						
	(8)	L J Whittaker	11.5L (-17)	0:45.42	400-200 (0:14.68)	(0:14.68)	(0:15.24)						
7	1	Alice In Dreamland	2:34.15	0:30.47	51.1 (400-200)	0:29.45 [9]	0:14.76 [6]						
	(1)	W J House	13.1L (-17)	0:44.94	400-200 (0:14.69)	(0:14.69)	(0:14.77)						
8	3	Stuarts Buller Boy	2:34.23	0:30.84	50.1 (400-200)	0:29.67 [7]	0:14.69 [7]						
	(3)	B N Orange	13.5L (-10)	0:45.13	200-0 (0:14.71)	(0:14.98)	(0:14.71)						
9	7	Volstone	2:34.48	0:30.13	51.2 (1980 - 1800)	0:30.03 [6]	0:14.77 [9]						
	(7)	K G Cameron	14.9L (-22)	0:45.59	200-0 (0:14.78)	(0:15.26)	(0:14.78)						
10	10	Lorde Franco	2:42.55	0:39.44	51.4 (1400-1200)	0:31.96 [10]	0:17.07 [10]						
	(10)	Craig D Thornley	59.7L (-18)	0:48.23	1400-1200 (0:14.53)	(0:14.89)	(0:17.13)						

Scratched: Lap It Up (#4)

[ ] Position in running at each section and finish    TAB# Saddle cloth number

Fastest split

-:-:- No data available at this section

BAR# Barrier/Gate Position

Fastest section

NA No data available

DNF Did not finish

DNT Did not track

DT-W Distance travelled compared to winner in metres

Horse/Jockey Name	I'm Connected/John R Dunn
Finish Rank	1
Fastest Section Time (Section)	0:13.94 (200-0)
Top Speed [km/h] (Section)	53.2 (400-200)
Race State	Finished



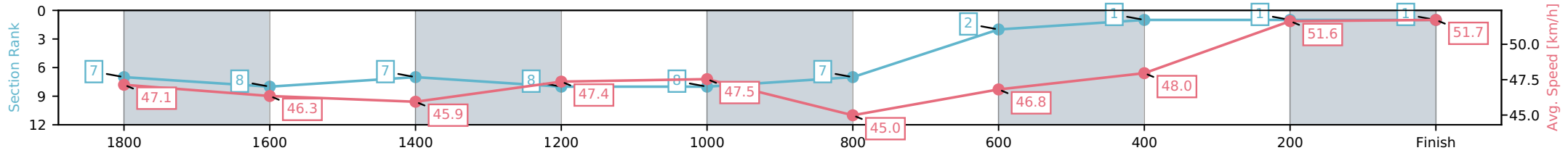
NZ Metropolitan Trotting Club Inc Harness  
 Race 2: CRAIC & RACING RACE NIGHT-20 MARCH. BOOK  
 NOW MOBILE TROT - 1980m



13 March 2026 - 5:35PM

Weather: Fine

Section	L1980	L1800	L1600	L1400	L1200	L1000	L800	L600	L400	L200
Section Times	2:31.79 (0:13.48)	2:18.31 [8] (0:16.00)	2:02.31 [7] (0:16.14)	1:46.17 [8] (0:15.21)	1:30.97 [8] (0:15.66)	1:15.31 [7] (0:16.45)	0:58.86 [2] (0:15.39)	0:43.47 [1] (0:15.29)	0:28.18 [1] (0:14.24)	0:13.94 [1] (0:13.94)
Average Speed [km/h]	47.1	46.3	45.9	47.4	47.5	45.0	46.8	48.0	51.6	51.7
Top Speed [km/h]	48.3	48.2	47.8	48.0	48.2	47.5	47.3	49.6	53.2	53.0
Avg. Dist. to Rail [m]	8.2	4.9	3.9	6.2	4.1	3.7	4.7	2.8	3.4	4.7



- [ ] Ranking at each section and finish
- :-:- No data available at this section
- NA No data available

Horse/Jockey Name	Aldebaran Lobell/S W Hill
Finish Rank	2
Fastest Section Time (Section)	0:13.95 (200-0)
Top Speed [km/h] (Section)	52.9 (400-200)
Race State	Finished



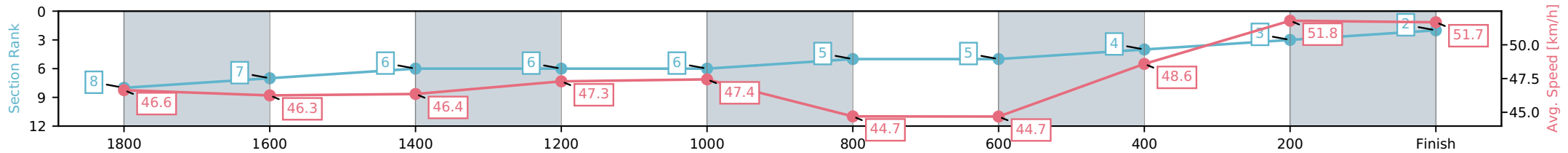
NZ Metropolitan Trotting Club Inc Harness  
 Race 2: CRAIC & RACING RACE NIGHT-20 MARCH. BOOK  
 NOW MOBILE TROT - 1980m



13 March 2026 - 5:35PM

Weather: Fine

Section	L1980	L1800	L1600	L1400	L1200	L1000	L800	L600	L400	L200
Section Times	2:32.26 (0:13.48)	2:18.78 [7] (0:15.90)	2:02.87 [6] (0:15.88)	1:46.99 [6] (0:15.22)	1:31.77 [6] (0:15.60)	1:16.17 [5] (0:16.52)	0:59.65 [5] (0:16.11)	0:43.54 [4] (0:15.34)	0:28.21 [3] (0:14.26)	0:13.95 [2] (0:13.95)
Average Speed [km/h]	46.6	46.3	46.4	47.3	47.4	44.7	44.7	48.6	51.8	51.7
Top Speed [km/h]	47.8	47.9	47.4	47.8	47.9	47.3	47.8	50.1	52.9	52.8
Avg. Dist. to Rail [m]	6.2	3.7	3.1	5.5	3.4	3.3	4.5	4.9	3.8	5.9



- [ ] Ranking at each section and finish
- :-:- No data available at this section
- NA No data available

Horse/Jockey Name	Mysaria/A L Lethaby
Finish Rank	3
Fastest Section Time (Section)	0:14.53 (400-200)
Top Speed [km/h] (Section)	50.6 (400-200)
Race State	Finished



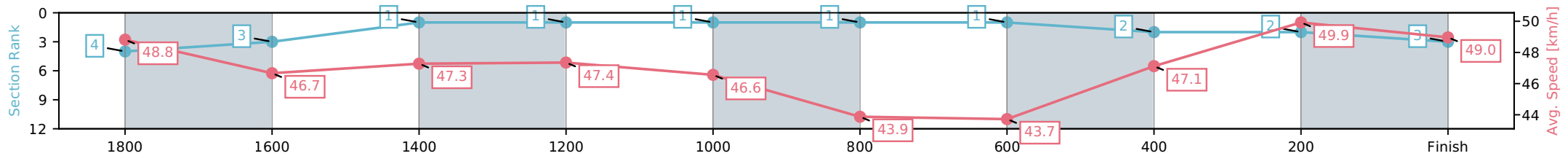
NZ Metropolitan Trotting Club Inc Harness  
 Race 2: CRAIC & RACING RACE NIGHT-20 MARCH. BOOK  
 NOW MOBILE TROT - 1980m



13 March 2026 - 5:35PM

Weather: Fine

Section	L1980	L1800	L1600	L1400	L1200	L1000	L800	L600	L400	L200
Section Times	2:32.88 (0:12.86)	2:20.02 [3] (0:15.73)	2:04.29 [1] (0:15.54)	1:48.75 [1] (0:15.21)	1:33.54 [1] (0:15.70)	1:17.85 [1] (0:16.62)	1:01.23 [1] (0:16.47)	0:44.75 [2] (0:15.51)	0:29.24 [2] (0:14.53)	0:14.71 [3] (0:14.72)
Average Speed [km/h]	48.8	46.7	47.3	47.4	46.6	43.9	43.7	47.1	49.9	49.0
Top Speed [km/h]	49.3	47.7	48.6	48.5	47.1	46.4	45.8	48.7	50.6	50.6
Avg. Dist. to Rail [m]	3.2	2.8	2.8	4.0	1.9	1.8	2.5	2.2	1.3	2.7



- [ ] Ranking at each section and finish
- :-:- No data available at this section
- NA No data available

Horse/Jockey Name	Neil William/S M Payne
Finish Rank	4
Fastest Section Time (Section)	0:14.68 (200-0)
Top Speed [km/h] (Section)	50.4 (400-200)
Race State	Finished



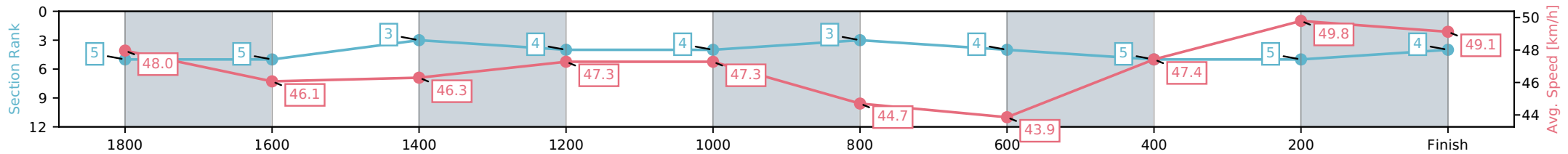
NZ Metropolitan Trotting Club Inc Harness  
 Race 2: CRAIC & RACING RACE NIGHT-20 MARCH. BOOK  
 NOW MOBILE TROT - 1980m



13 March 2026 - 5:35PM

Weather: Fine

Section	L1980	L1800	L1600	L1400	L1200	L1000	L800	L600	L400	L200
Section Times	2:33.55 (0:13.06)	2:20.48 [5] (0:15.94)	2:04.55 [3] (0:15.88)	1:48.66 [4] (0:15.23)	1:33.44 [4] (0:15.68)	1:17.75 [3] (0:16.45)	1:01.30 [4] (0:16.42)	0:44.88 [5] (0:15.45)	0:29.43 [5] (0:14.72)	0:14.71 [4] (0:14.68)
Average Speed [km/h]	48.0	46.1	46.3	47.3	47.3	44.7	43.9	47.4	49.8	49.1
Top Speed [km/h]	48.6	47.1	47.2	47.8	47.7	47.2	44.8	48.6	50.4	49.9
Avg. Dist. to Rail [m]	10.1	3.3	3.1	5.7	3.6	3.0	3.6	2.9	2.9	5.9



- [ ] Ranking at each section and finish
- :-:- No data available at this section
- NA No data available

Horse/Jockey Name	Bullet/J P Versteeg
Finish Rank	5
Fastest Section Time (Section)	0:13.97 (200-0)
Top Speed [km/h] (Section)	52.0 (200-0)
Race State	Finished



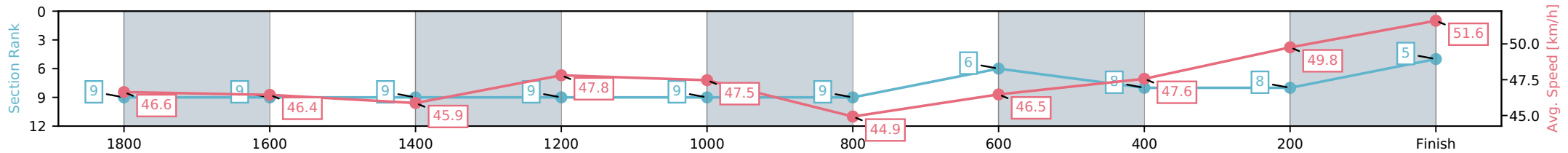
NZ Metropolitan Trotting Club Inc Harness  
 Race 2: CRAIC & RACING RACE NIGHT-20 MARCH. BOOK  
 NOW MOBILE TROT - 1980m



13 March 2026 - 5:35PM

Weather: Fine

Section	L1980	L1800	L1600	L1400	L1200	L1000	L800	L600	L400	L200
Section Times	2:33.64 (0:14.35)	2:19.29 [9] (0:15.84)	2:03.45 [9] (0:15.97)	1:47.48 [9] (0:15.07)	1:32.41 [9] (0:15.62)	1:16.79 [9] (0:16.46)	1:00.33 [6] (0:15.50)	0:44.83 [8] (0:15.81)	0:29.02 [8] (0:15.04)	0:13.99 [5] (0:13.97)
Average Speed [km/h]	46.6	46.4	45.9	47.8	47.5	44.9	46.5	47.6	49.8	51.6
Top Speed [km/h]	47.4	48.1	47.8	48.6	48.0	47.5	47.0	48.4	51.1	52.0
Avg. Dist. to Rail [m]	9.8	3.9	2.5	5.7	3.7	3.6	6.1	6.3	5.7	8.8



- [ ] Ranking at each section and finish
- :-:- No data available at this section
- NA No data available

Horse/Jockey Name	Sheep/L J Whittaker
Finish Rank	6
Fastest Section Time (Section)	0:14.68 (400-200)
Top Speed [km/h] (Section)	51.2 (1980 - 1800)
Race State	Finished



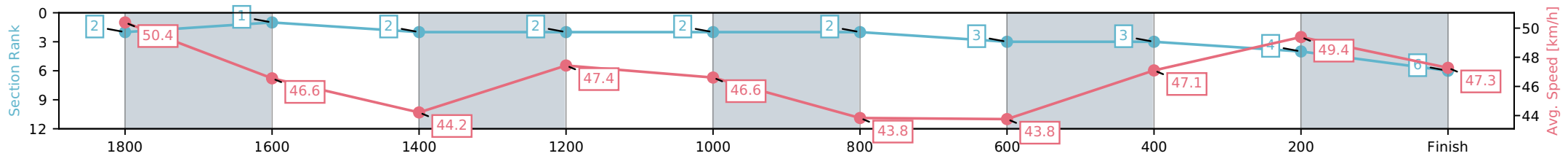
NZ Metropolitan Trotting Club Inc Harness  
 Race 2: CRAIC & RACING RACE NIGHT-20 MARCH. BOOK  
 NOW MOBILE TROT - 1980m



13 March 2026 - 5:35PM

Weather: Fine

Section	L1980	L1800	L1600	L1400	L1200	L1000	L800	L600	L400	L200
Section Times	2:33.86 (0:12.40)	2:21.46 [1] (0:15.66)	2:05.80 [2] (0:16.40)	1:49.40 [2] (0:15.18)	1:34.22 [2] (0:15.69)	1:18.53 [2] (0:16.66)	1:01.87 [3] (0:16.46)	0:45.42 [3] (0:15.50)	0:29.91 [4] (0:14.68)	0:15.23 [6] (0:15.24)
Average Speed [km/h]	50.4	46.6	44.2	47.4	46.6	43.8	43.8	47.1	49.4	47.3
Top Speed [km/h]	51.2	49.8	47.7	48.5	47.1	46.6	45.6	48.4	49.8	49.1
Avg. Dist. to Rail [m]	8.9	2.3	1.1	4.1	2.0	2.0	2.7	2.2	1.2	2.9



- [ ] Ranking at each section and finish
- :-:- No data available at this section
- NA No data available

Horse/Jockey Name	Alice In Dreamland/W J House
Finish Rank	7
Fastest Section Time (Section)	0:14.69 (400-200)
Top Speed [km/h] (Section)	51.1 (400-200)
Race State	Finished



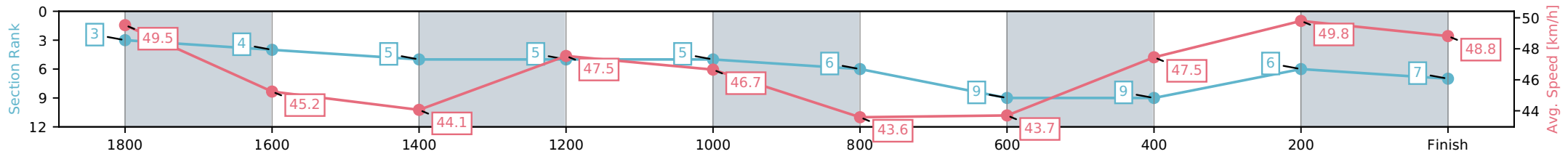
NZ Metropolitan Trotting Club Inc Harness  
 Race 2: CRAIC & RACING RACE NIGHT-20 MARCH. BOOK  
 NOW MOBILE TROT - 1980m



13 March 2026 - 5:35PM

Weather: Fine

Section	L1980	L1800	L1600	L1400	L1200	L1000	L800	L600	L400	L200
Section Times	2:34.15 (0:12.76)	2:21.39 [4] (0:16.03)	2:05.36 [5] (0:16.47)	1:48.89 [5] (0:15.15)	1:33.74 [5] (0:15.63)	1:18.11 [6] (0:16.71)	1:01.40 [9] (0:16.47)	0:44.93 [9] (0:15.48)	0:29.45 [6] (0:14.69)	0:14.76 [7] (0:14.77)
Average Speed [km/h]	49.5	45.2	44.1	47.5	46.7	43.6	43.7	47.5	49.8	48.8
Top Speed [km/h]	50.5	48.7	47.6	48.3	47.3	46.4	45.4	48.3	51.1	50.7
Avg. Dist. to Rail [m]	1.4	1.1	1.2	3.6	1.6	1.6	2.4	3.0	2.7	4.7



- [ ] Ranking at each section and finish
- :-:- No data available at this section
- NA No data available

Horse/Jockey Name	Stuarts Buller Boy/B N Orange
Finish Rank	8
Fastest Section Time (Section)	0:14.71 (200-0)
Top Speed [km/h] (Section)	50.1 (400-200)
Race State	Finished



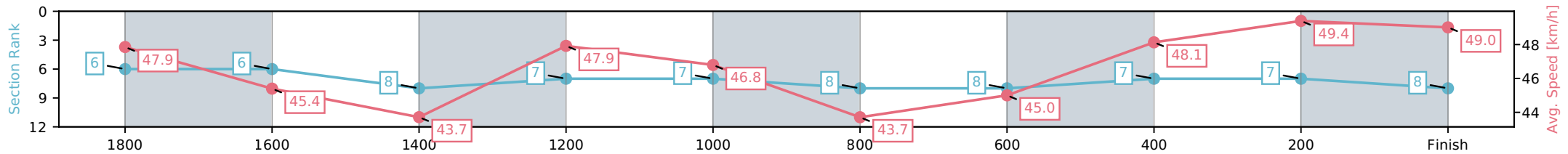
NZ Metropolitan Trotting Club Inc Harness  
 Race 2: CRAIC & RACING RACE NIGHT-20 MARCH. BOOK  
 NOW MOBILE TROT - 1980m



13 March 2026 - 5:35PM

Weather: Fine

Section	L1980	L1800	L1600	L1400	L1200	L1000	L800	L600	L400	L200
Section Times	2:34.23 (0:13.11)	2:21.12 [6] (0:16.07)	2:05.05 [8] (0:16.60)	1:48.45 [7] (0:15.03)	1:33.42 [7] (0:15.60)	1:17.82 [8] (0:16.71)	1:01.12 [8] (0:16.00)	0:45.12 [7] (0:15.44)	0:29.67 [7] (0:14.98)	0:14.69 [8] (0:14.71)
Average Speed [km/h]	47.9	45.4	43.7	47.9	46.8	43.7	45.0	48.1	49.4	49.0
Top Speed [km/h]	48.6	47.3	47.1	48.4	47.3	46.7	47.3	49.1	50.1	49.7
Avg. Dist. to Rail [m]	4.6	2.4	1.2	3.7	1.8	1.9	4.3	4.7	4.3	7.0



- [ ] Ranking at each section and finish
- :-:- No data available at this section
- NA No data available

Horse/Jockey Name	Volstone/K G Cameron
Finish Rank	9
Fastest Section Time (Section)	0:14.78 (200-0)
Top Speed [km/h] (Section)	51.2 (1980 - 1800)
Race State	Finished



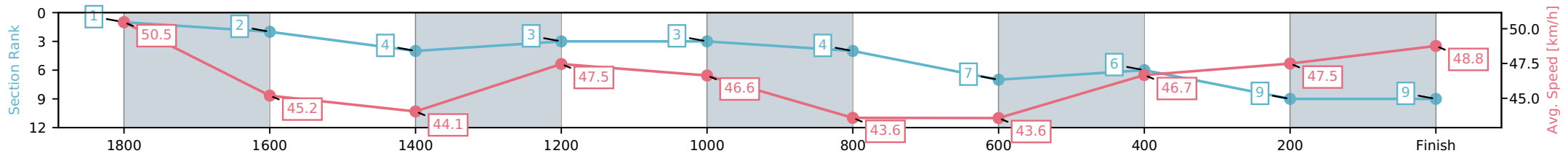
NZ Metropolitan Trotting Club Inc Harness  
 Race 2: CRAIC & RACING RACE NIGHT-20 MARCH. BOOK  
 NOW MOBILE TROT - 1980m



13 March 2026 - 5:35PM

Weather: Fine

Section	L1980	L1800	L1600	L1400	L1200	L1000	L800	L600	L400	L200
Section Times	2:34.48 (0:12.39)	2:22.09 [2] (0:16.04)	2:06.05 [4] (0:16.46)	1:49.59 [3] (0:15.17)	1:34.42 [3] (0:15.63)	1:18.79 [4] (0:16.69)	1:02.10 [7] (0:16.52)	0:45.58 [6] (0:15.55)	0:30.03 [9] (0:15.26)	0:14.77 [9] (0:14.78)
Average Speed [km/h]	50.5	45.2	44.1	47.5	46.6	43.6	43.6	46.7	47.5	48.8
Top Speed [km/h]	51.2	49.7	47.3	48.2	47.4	46.3	44.7	48.0	48.4	49.5
Avg. Dist. to Rail [m]	6.2	1.0	1.2	3.5	1.6	1.5	2.2	1.4	1.1	1.1



- [ ] Ranking at each section and finish
- :-:- No data available at this section
- NA No data available

Horse/Jockey Name	Lorde Franco/Craig D Thornley
Finish Rank	10
Fastest Section Time (Section)	0:14.53 (1400-1200)
Top Speed [km/h] (Section)	51.4 (1400-1200)
Race State	Finished



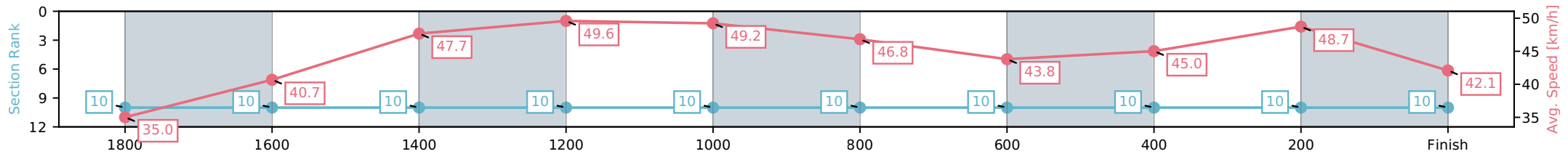
NZ Metropolitan Trotting Club Inc Harness  
 Race 2: CRAIC & RACING RACE NIGHT-20 MARCH. BOOK  
 NOW MOBILE TROT - 1980m



13 March 2026 - 5:35PM

Weather: Fine

Section	L1980	L1800	L1600	L1400	L1200	L1000	L800	L600	L400	L200
Section Times	2:42.55 (0:19.85)	2:22.70 [10] (0:18.00)	2:04.70 [10] (0:15.27)	1:49.44 [10] (0:14.53)	1:34.91 [10] (0:14.82)	1:20.09 [10] (0:15.48)	1:04.61 [10] (0:16.44)	0:48.17 [10] (0:16.21)	0:31.96 [10] (0:14.89)	0:17.07 [10] (0:17.13)
Average Speed [km/h]	35.0	40.7	47.7	49.6	49.2	46.8	43.8	45.0	48.7	42.1
Top Speed [km/h]	37.8	45.6	50.0	51.4	49.9	49.2	44.9	47.6	49.8	48.5
Avg. Dist. to Rail [m]	4.9	3.2	1.5	4.0	1.8	1.1	3.0	2.4	1.4	4.7



- [ ] Ranking at each section and finish
- :-:- No data available at this section
- NA No data available