



# NZ Metropolitan Trotting Club Inc Harness

Race 4: TOUCHDOWN RENTALS 'YOUR LOCAL KIWI CAR RENTAL' HCP PACE - 2600m

13 March 2026 - 6:38PM



Weather: Fine

|              |           |           |           |           |           |           |           |           |
|--------------|-----------|-----------|-----------|-----------|-----------|-----------|-----------|-----------|
| Field Times  | 3:14.78   | 2:58.34   | 2:44.20   | 2:28.95   | 2:13.48   | 1:57.68   | 1:43.05   | 1:29.44   |
| (Race Tempo) | (0:16.44) | (0:14.14) | (0:15.25) | (0:15.46) | (0:15.81) | (0:14.63) | (0:13.61) | (0:15.46) |

| Rank | TAB#   | Horse                | Overall Time  | First 400m | Top Speed km/h (Section) | L2600        | L2400        | L2200        | L2000        | L1800        | L1600        | L1400        | L1200        |
|------|--------|----------------------|---------------|------------|--------------------------|--------------|--------------|--------------|--------------|--------------|--------------|--------------|--------------|
|      | (BAR#) | Driver               | Margin (DT-W) | Last 600m  | Fastest Section (Time)   | Start - 2400 | 2400 - 2200  | 2200 - 2000  | 2000 - 1800  | 1800 - 1600  | 1600 - 1400  | 1400 - 1200  | 1200 - 1000  |
| 1    | 3      | Diamonds Are Forever | 3:14.78       | 0:31.41    | 55.4 (1600-1400)         | 3:14.78      | 2:57.66 [3]  | 2:43.37 [3]  | 2:28.13 [3]  | 2:12.76 [3]  | 1:56.91 [3]  | 1:43.05 [1]  | 1:29.44 [1]  |
|      | (3)    | B N Orange           |               | 0:43.07    | 200-0 (0:13.26)          | (0:17.12)    | (0:14.29)    | (0:15.24)    | (0:15.37)    | (0:15.85)    | (0:13.86)    | (0:13.61)    | (0:15.46)    |
| 2    | 2      | Lester               | 3:15.27       | 0:31.79    | 55.7 (200-0)             | 3:15.27      | 2:57.85 [4]  | 2:43.48 [4]  | 2:28.26 [4]  | 2:12.90 [4]  | 1:57.08 [4]  | 1:42.80 [4]  | 1:28.99 [4]  |
|      | (2)    | J C Morrison         | 2.7L (+7)     | 0:42.75    | 200-0 (0:13.16)          | (0:17.42)    | (0:14.37)    | (0:15.23)    | (0:15.36)    | (0:15.82)    | (0:14.28)    | (0:13.80)    | (0:15.48)    |
| 3    | 5      | Bryce's Meddle       | 3:15.35       | 0:30.58    | 53.4 (2400-2200)         | 3:15.35      | 2:58.91 [1]  | 2:44.77 [1]  | 2:29.52 [1]  | 2:14.05 [1]  | 1:58.25 [1]  | 1:43.59 [2]  | 1:29.74 [2]  |
|      | (5)    | John R Dunn          | 3.2L (-9)     | 0:43.19    | 200-0 (0:13.57)          | (0:16.44)    | (0:14.14)    | (0:15.25)    | (0:15.46)    | (0:15.81)    | (0:14.66)    | (0:13.84)    | (0:15.56)    |
| 4    | 6      | Spirit Downunder     | 3:15.78       | 0:34.41    | 54.8 (1400-1200)         | 3:15.78      | 2:55.78 [9]  | 2:41.36 [9]  | 2:26.73 [9]  | 2:11.60 [9]  | 1:55.94 [9]  | 1:41.38 [9]  | 1:28.00 [9]  |
|      | (1)    | O G Thornley         | 5.5L (+15)    | 0:43.58    | 1400-1200 (0:13.38)      | (0:20.00)    | (0:14.41)    | (0:14.64)    | (0:15.13)    | (0:15.66)    | (0:14.56)    | (0:13.38)    | (0:14.23)    |
| 5    | 8      | Akatea               | 3:15.86       | 0:32.15    | 54.5 (200-0)             | 3:15.86      | 2:57.79 [5]  | 2:43.71 [5]  | 2:28.52 [5]  | 2:13.14 [5]  | 1:57.33 [5]  | 1:43.02 [5]  | 1:29.31 [5]  |
|      | (3)    | N M Burton           | 6.0L (+2)     | 0:43.18    | 200-0 (0:13.38)          | (0:18.07)    | (0:14.08)    | (0:15.18)    | (0:15.38)    | (0:15.81)    | (0:14.31)    | (0:13.71)    | (0:15.51)    |
| 6    | 1      | Commander Ben        | 3:16.02       | 0:31.00    | 53.3 (2600 - 2400)       | 3:16.02      | 2:59.20 [2]  | 2:45.02 [2]  | 2:29.73 [2]  | 2:14.33 [2]  | 1:58.42 [2]  | 1:43.88 [3]  | 1:30.06 [3]  |
|      | (1)    | S J Thornley         | 6.9L (-3)     | 0:43.68    | 1400-1200 (0:13.81)      | (0:16.82)    | (0:14.18)    | (0:15.29)    | (0:15.40)    | (0:15.91)    | (0:14.55)    | (0:13.81)    | (0:15.49)    |
| 7    | 9      | Seaside Rose         | 3:16.75       | 0:33.03    | 54.0 (1400-1200)         | 3:16.75      | 2:57.91 [7]  | 2:43.72 [7]  | 2:28.63 [7]  | 2:13.28 [7]  | 1:57.52 [7]  | 1:43.01 [7]  | 1:29.51 [7]  |
|      | (1)    | T S Chmiel           | 11.0L (+17)   | 0:43.69    | 1400-1200 (0:13.51)      | (0:18.84)    | (0:14.19)    | (0:15.08)    | (0:15.35)    | (0:15.76)    | (0:14.51)    | (0:13.51)    | (0:15.26)    |
| 8    | 7      | Tanzania             | 3:16.83       | 0:32.69    | 54.0 (1400-1200)         | 3:16.83      | 2:58.34 [6]  | 2:44.14 [6]  | 2:29.04 [6]  | 2:13.69 [6]  | 1:57.93 [6]  | 1:43.38 [6]  | 1:29.88 [6]  |
|      | (2)    | G D O'Reilly         | 11.4L (+10)   | 0:44.09    | 1400-1200 (0:13.50)      | (0:18.49)    | (0:14.20)    | (0:15.10)    | (0:15.35)    | (0:15.76)    | (0:14.55)    | (0:13.50)    | (0:15.40)    |
| 9    | 10     | Slots                | 3:17.93       | 0:33.57    | 54.4 (1200-1000)         | 3:17.93      | 2:58.72 [8]  | 2:44.36 [8]  | 2:29.41 [8]  | 2:14.08 [8]  | 1:58.38 [8]  | 1:43.84 [8]  | 1:30.45 [8]  |
|      | (2)    | A M Butt             | 17.5L (+13)   | 0:46.07    | 1400-1200 (0:13.39)      | (0:19.21)    | (0:14.36)    | (0:14.95)    | (0:15.33)    | (0:15.70)    | (0:14.55)    | (0:13.39)    | (0:14.22)    |
| 10   | 4      | Lonnekers            | 3:18.57       | 0:35.69    | 52.6 (1400-1200)         | 3:18.57      | 2:57.55 [10] | 2:42.88 [10] | 2:27.83 [10] | 2:12.68 [10] | 1:57.92 [10] | 1:43.90 [10] | 1:30.18 [10] |
|      | (4)    | R E Cameron          | 21.0L (-9)    | 0:45.54    | 1400-1200 (0:13.72)      | (0:21.02)    | (0:14.67)    | (0:15.04)    | (0:15.15)    | (0:14.76)    | (0:14.02)    | (0:13.72)    | (0:14.45)    |

- [ ] Position in running at each section and finish
- :-:- No data available at this section
- NA No data available
- DNT Did not track
- TAB# Saddle cloth number
- BAR# Barrier/Gate Position
- DNF Did not finish
- DT-W Distance travelled compared to winner in metres
- Fastest split
- Fastest section



# NZ Metropolitan Trotting Club Inc Harness

Race 4: TOUCHDOWN RENTALS 'YOUR LOCAL KIWI CAR RENTAL' HCP PACE - 2600m

13 March 2026 - 6:38PM



Weather: Fine

|              |           |           |           |           |           |
|--------------|-----------|-----------|-----------|-----------|-----------|
| Field Times  | 1:13.98   | 0:58.17   | 0:43.07   | 0:27.72   | 0:13.26   |
| (Race Tempo) | (0:15.82) | (0:15.10) | (0:15.35) | (0:14.46) | (0:13.26) |

| Rank | TAB#   | Horse                | Overall Time  | First 400m | Top Speed km/h (Section) | L1000        | L800         | L600         | L400         | L200         |  |  |  |
|------|--------|----------------------|---------------|------------|--------------------------|--------------|--------------|--------------|--------------|--------------|--|--|--|
|      | (BAR#) | Driver               | Margin (DT-W) | Last 600m  | Fastest Section (Time)   | 1000 - 800   | 800 - 600    | 600 - 400    | 400 - 200    | 200 - Finish |  |  |  |
| 1    | 3      | Diamonds Are Forever | 3:14.78       | 0:31.41    | 55.4 (1600-1400)         | 1:13.98 [1]  | 0:58.17 [1]  | 0:43.07 [1]  | 0:27.72 [1]  | 0:13.26 [1]  |  |  |  |
|      | (3)    | B N Orange           |               | 0:43.07    | 200-0 (0:13.26)          | (0:15.82)    | (0:15.10)    | (0:15.35)    | (0:14.46)    | (0:13.26)    |  |  |  |
| 2    | 2      | Lester               | 3:15.27       | 0:31.79    | 55.7 (200-0)             | 1:13.51 [5]  | 0:57.88 [6]  | 0:42.78 [6]  | 0:27.47 [6]  | 0:13.18 [4]  |  |  |  |
|      | (2)    | J C Morrison         | 2.7L (+7)     | 0:42.75    | 200-0 (0:13.16)          | (0:15.63)    | (0:15.11)    | (0:15.30)    | (0:14.29)    | 0:13.16      |  |  |  |
| 3    | 5      | Bryce's Meddle       | 3:15.35       | 0:30.58    | 53.4 (2400-2200)         | 1:14.18 [2]  | 0:58.38 [3]  | 0:43.25 [3]  | 0:28.18 [2]  | 0:13.63 [2]  |  |  |  |
|      | (5)    | John R Dunn          | 3.2L (-9)     | 0:43.19    | 200-0 (0:13.57)          | (0:15.79)    | (0:15.14)    | (0:15.07)    | (0:14.55)    | (0:13.57)    |  |  |  |
| 4    | 6      | Spirit Downunder     | 3:15.78       | 0:34.41    | 54.8 (1400-1200)         | 1:13.77 [6]  | 0:58.65 [4]  | 0:43.56 [4]  | 0:28.22 [4]  | 0:13.86 [3]  |  |  |  |
|      | (1)    | O G Thornley         | 5.5L (+15)    | 0:43.58    | 1400-1200 (0:13.38)      | 0:15.12      | (0:15.09)    | (0:15.34)    | (0:14.36)    | (0:13.88)    |  |  |  |
| 5    | 8      | Akatea               | 3:15.86       | 0:32.15    | 54.5 (200-0)             | 1:13.80 [7]  | 0:58.24 [7]  | 0:43.18 [7]  | 0:27.86 [7]  | 0:13.38 [8]  |  |  |  |
|      | (3)    | N M Burton           | 6.0L (+2)     | 0:43.18    | 200-0 (0:13.38)          | (0:15.56)    | (0:15.06)    | (0:15.32)    | (0:14.48)    | (0:13.38)    |  |  |  |
| 6    | 1      | Commander Ben        | 3:16.02       | 0:31.00    | 53.3 (2600 - 2400)       | 1:14.57 [3]  | 0:58.76 [5]  | 0:43.69 [5]  | 0:28.36 [5]  | 0:13.85 [5]  |  |  |  |
|      | (1)    | S J Thornley         | 6.9L (-3)     | 0:43.68    | 1400-1200 (0:13.81)      | (0:15.81)    | (0:15.07)    | (0:15.33)    | (0:14.51)    | (0:13.84)    |  |  |  |
| 7    | 9      | Seaside Rose         | 3:16.75       | 0:33.03    | 54.0 (1400-1200)         | 1:14.24 [9]  | 0:58.73 [9]  | 0:43.65 [10] | 0:28.64 [8]  | 0:14.36 [7]  |  |  |  |
|      | (1)    | T S Chmiel           | 11.0L (+17)   | 0:43.69    | 1400-1200 (0:13.51)      | (0:15.52)    | (0:15.08)    | 0:15.01      | 0:14.27      | (0:14.41)    |  |  |  |
| 8    | 7      | Tanzania             | 3:16.83       | 0:32.69    | 54.0 (1400-1200)         | 1:14.48 [8]  | 0:59.10 [8]  | 0:44.03 [8]  | 0:28.70 [9]  | 0:14.25 [9]  |  |  |  |
|      | (2)    | G D O'Reilly         | 11.4L (+10)   | 0:44.09    | 1400-1200 (0:13.50)      | (0:15.38)    | (0:15.07)    | (0:15.33)    | (0:14.45)    | (0:14.31)    |  |  |  |
| 9    | 10     | Slots                | 3:17.93       | 0:33.57    | 54.4 (1200-1000)         | 1:16.23 [4]  | 1:01.11 [2]  | 0:46.01 [2]  | 0:30.65 [3]  | 0:15.64 [6]  |  |  |  |
|      | (2)    | A M Butt             | 17.5L (+13)   | 0:46.07    | 1400-1200 (0:13.39)      | (0:15.13)    | (0:15.10)    | (0:15.35)    | (0:15.02)    | (0:15.70)    |  |  |  |
| 10   | 4      | Lonnekers            | 3:18.57       | 0:35.69    | 52.6 (1400-1200)         | 1:15.72 [10] | 1:00.46 [10] | 0:45.48 [9]  | 0:30.35 [10] | 0:15.65 [10] |  |  |  |
|      | (4)    | R E Cameron          | 21.0L (-9)    | 0:45.54    | 1400-1200 (0:13.72)      | (0:15.26)    | 0:14.98      | (0:15.13)    | (0:14.69)    | (0:15.72)    |  |  |  |

[ ] Position in running at each section and finish TAB# Saddle cloth number

Fastest split

-:-:- No data available at this section

BAR# Barrier/Gate Position

Fastest section

NA No data available

DNF Did not finish

DNT Did not track

DT-W Distance travelled compared to winner in metres

|                                |                                 |
|--------------------------------|---------------------------------|
| Horse/Jockey Name              | Diamonds Are Forever/B N Orange |
| Finish Rank                    | 1                               |
| Fastest Section Time (Section) | 0:13.26 (200-0)                 |
| Top Speed [km/h] (Section)     | 55.4 (1600-1400)                |
| Race State                     | Finished                        |



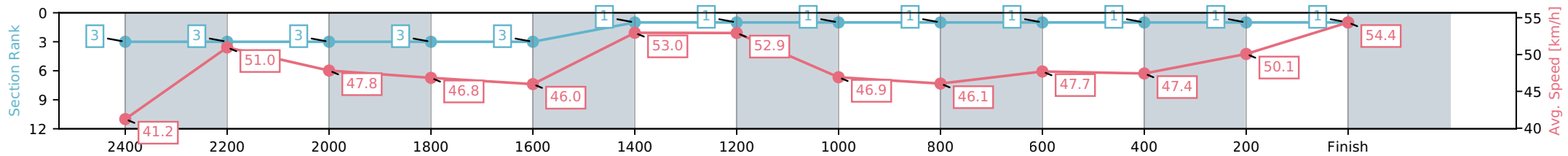
NZ Metropolitan Trotting Club Inc Harness  
 Race 4: TOUCHDOWN RENTALS 'YOUR LOCAL KIWI CAR RENTAL' HCP PACE - 2600m



13 March 2026 - 6:38PM

Weather: Fine

| Section                | L2600                | L2400                    | L2200                    | L2000                    | L1800                    | L1600                    | L1400                    | L1200                    | L1000                    | L800                     | L600                     | L400                     | L200                     |
|------------------------|----------------------|--------------------------|--------------------------|--------------------------|--------------------------|--------------------------|--------------------------|--------------------------|--------------------------|--------------------------|--------------------------|--------------------------|--------------------------|
| Section Times          | 3:14.78<br>(0:17.12) | 2:57.66 [3]<br>(0:14.29) | 2:43.37 [3]<br>(0:15.24) | 2:28.13 [3]<br>(0:15.37) | 2:12.76 [3]<br>(0:15.85) | 1:56.91 [1]<br>(0:13.86) | 1:43.05 [1]<br>(0:13.61) | 1:29.44 [1]<br>(0:15.46) | 1:13.98 [1]<br>(0:15.82) | 0:58.17 [1]<br>(0:15.10) | 0:43.07 [1]<br>(0:15.35) | 0:27.72 [1]<br>(0:14.46) | 0:13.26 [1]<br>(0:13.26) |
| Average Speed [km/h]   | 41.2                 | 51.0                     | 47.8                     | 46.8                     | 46.0                     | 53.0                     | 52.9                     | 46.9                     | 46.1                     | 47.7                     | 47.4                     | 50.1                     | 54.4                     |
| Top Speed [km/h]       | 52.6                 | 52.4                     | 49.6                     | 47.3                     | 47.5                     | 55.4                     | 55.4                     | 50.1                     | 47.0                     | 47.9                     | 48.5                     | 53.0                     | 54.8                     |
| Avg. Dist. to Rail [m] | 6.2                  | 1.5                      | 1.8                      | 2.3                      | 2.1                      | 2.7                      | 3.7                      | 1.0                      | 1.7                      | 2.3                      | 1.8                      | 1.3                      | 4.2                      |



- [ ] Ranking at each section and finish
- :-:- No data available at this section
- NA No data available

|                                |                     |
|--------------------------------|---------------------|
| Horse/Jockey Name              | Lester/J C Morrison |
| Finish Rank                    | 2                   |
| Fastest Section Time (Section) | 0:13.16 (200-0)     |
| Top Speed [km/h] (Section)     | 55.7 (200-0)        |
| Race State                     | Finished            |



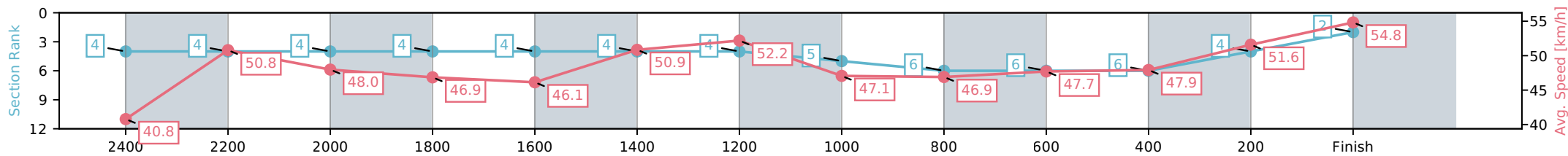
NZ Metropolitan Trotting Club Inc Harness  
 Race 4: TOUCHDOWN RENTALS 'YOUR LOCAL KIWI CAR RENTAL' HCP PACE - 2600m



13 March 2026 - 6:38PM

Weather: Fine

| Section                | L2600                | L2400                    | L2200                    | L2000                    | L1800                    | L1600                    | L1400                    | L1200                    | L1000                    | L800                     | L600                     | L400                     | L200                     |
|------------------------|----------------------|--------------------------|--------------------------|--------------------------|--------------------------|--------------------------|--------------------------|--------------------------|--------------------------|--------------------------|--------------------------|--------------------------|--------------------------|
| Section Times          | 3:15.27<br>(0:17.42) | 2:57.85 [4]<br>(0:14.37) | 2:43.48 [4]<br>(0:15.23) | 2:28.26 [4]<br>(0:15.36) | 2:12.90 [4]<br>(0:15.82) | 1:57.08 [4]<br>(0:14.28) | 1:42.80 [4]<br>(0:13.80) | 1:28.99 [5]<br>(0:15.48) | 1:13.51 [6]<br>(0:15.63) | 0:57.88 [6]<br>(0:15.11) | 0:42.78 [6]<br>(0:15.30) | 0:27.47 [4]<br>(0:14.29) | 0:13.18 [2]<br>(0:13.16) |
| Average Speed [km/h]   | 40.8                 | 50.8                     | 48.0                     | 46.9                     | 46.1                     | 50.9                     | 52.2                     | 47.1                     | 46.9                     | 47.7                     | 47.9                     | 51.6                     | 54.8                     |
| Top Speed [km/h]       | 53.1                 | 52.2                     | 49.4                     | 47.2                     | 47.2                     | 52.6                     | 53.1                     | 50.3                     | 47.8                     | 48.7                     | 49.3                     | 54.6                     | 55.7                     |
| Avg. Dist. to Rail [m] | 3.8                  | 1.7                      | 1.9                      | 2.3                      | 2.3                      | 1.3                      | 3.4                      | 1.6                      | 2.4                      | 4.0                      | 2.9                      | 4.1                      | 6.2                      |



[ ] Ranking at each section and finish  
 -:-:- No data available at this section  
 NA No data available

|                                |                            |
|--------------------------------|----------------------------|
| Horse/Jockey Name              | Bryce's Meddle/John R Dunn |
| Finish Rank                    | 3                          |
| Fastest Section Time (Section) | 0:13.57 (200-0)            |
| Top Speed [km/h] (Section)     | 53.4 (2400-2200)           |
| Race State                     | Finished                   |



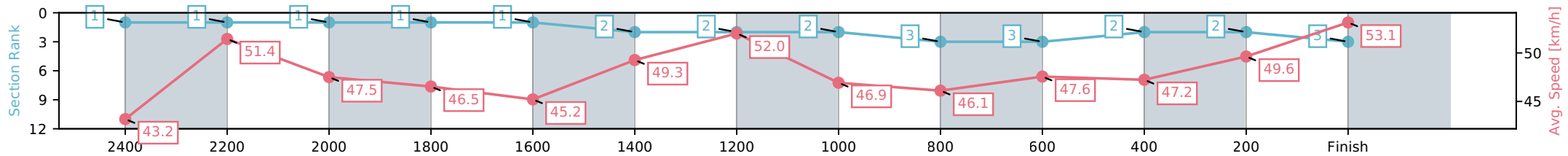
NZ Metropolitan Trotting Club Inc Harness  
 Race 4: TOUCHDOWN RENTALS 'YOUR LOCAL KIWI CAR RENTAL' HCP PACE - 2600m



13 March 2026 - 6:38PM

Weather: Fine

| Section                | L2600                | L2400                    | L2200                    | L2000                    | L1800                    | L1600                    | L1400                    | L1200                    | L1000                    | L800                     | L600                     | L400                     | L200                     |
|------------------------|----------------------|--------------------------|--------------------------|--------------------------|--------------------------|--------------------------|--------------------------|--------------------------|--------------------------|--------------------------|--------------------------|--------------------------|--------------------------|
| Section Times          | 3:15.35<br>(0:16.44) | 2:58.91 [1]<br>(0:14.14) | 2:44.77 [1]<br>(0:15.25) | 2:29.52 [1]<br>(0:15.46) | 2:14.05 [1]<br>(0:15.81) | 1:58.25 [2]<br>(0:14.66) | 1:43.59 [2]<br>(0:13.84) | 1:29.74 [2]<br>(0:15.56) | 1:14.18 [3]<br>(0:15.79) | 0:58.38 [3]<br>(0:15.14) | 0:43.25 [2]<br>(0:15.07) | 0:28.18 [2]<br>(0:14.55) | 0:13.63 [3]<br>(0:13.57) |
| Average Speed [km/h]   | 43.2                 | 51.4                     | 47.5                     | 46.5                     | 45.2                     | 49.3                     | 52.0                     | 46.9                     | 46.1                     | 47.6                     | 47.2                     | 49.6                     | 53.1                     |
| Top Speed [km/h]       | 53.1                 | 53.4                     | 50.4                     | 47.4                     | 46.1                     | 52.6                     | 52.8                     | 50.0                     | 47.1                     | 48.3                     | 48.1                     | 52.6                     | 53.3                     |
| Avg. Dist. to Rail [m] | 7.3                  | 1.3                      | 1.2                      | 0.3                      | 0.8                      | 1.0                      | 3.6                      | 1.8                      | 1.6                      | 0.3                      | 1.2                      | 1.5                      | 3.5                      |



- [ ] Ranking at each section and finish
- :-:- No data available at this section
- NA No data available

|                                |                               |
|--------------------------------|-------------------------------|
| Horse/Jockey Name              | Spirit Downunder/O G Thornley |
| Finish Rank                    | 4                             |
| Fastest Section Time (Section) | 0:13.38 (1400-1200)           |
| Top Speed [km/h] (Section)     | 54.8 (1400-1200)              |
| Race State                     | Finished                      |



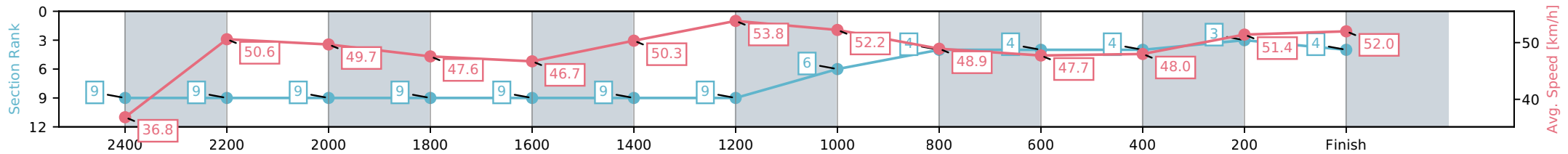
NZ Metropolitan Trotting Club Inc Harness  
 Race 4: TOUCHDOWN RENTALS 'YOUR LOCAL KIWI CAR RENTAL' HCP PACE - 2600m



13 March 2026 - 6:38PM

Weather: Fine

| Section                | L2600                | L2400                    | L2200                    | L2000                    | L1800                    | L1600                    | L1400                    | L1200                    | L1000                    | L800                     | L600                     | L400                     | L200                     |
|------------------------|----------------------|--------------------------|--------------------------|--------------------------|--------------------------|--------------------------|--------------------------|--------------------------|--------------------------|--------------------------|--------------------------|--------------------------|--------------------------|
| Section Times          | 3:15.78<br>(0:20.00) | 2:55.78 [9]<br>(0:14.41) | 2:41.36 [9]<br>(0:14.64) | 2:26.73 [9]<br>(0:15.13) | 2:11.60 [9]<br>(0:15.66) | 1:55.94 [9]<br>(0:14.56) | 1:41.38 [9]<br>(0:13.38) | 1:28.00 [6]<br>(0:14.23) | 1:13.77 [4]<br>(0:15.12) | 0:58.65 [4]<br>(0:15.09) | 0:43.56 [4]<br>(0:15.34) | 0:28.22 [3]<br>(0:14.36) | 0:13.86 [4]<br>(0:13.88) |
| Average Speed [km/h]   | 36.8                 | 50.6                     | 49.7                     | 47.6                     | 46.7                     | 50.3                     | 53.8                     | 52.2                     | 48.9                     | 47.7                     | 48.0                     | 51.4                     | 52.0                     |
| Top Speed [km/h]       | 50.0                 | 51.2                     | 51.0                     | 49.3                     | 47.5                     | 52.2                     | 54.8                     | 54.7                     | 51.3                     | 48.4                     | 49.0                     | 53.4                     | 53.2                     |
| Avg. Dist. to Rail [m] | 3.6                  | 1.8                      | 1.5                      | 2.8                      | 2.6                      | 2.3                      | 4.4                      | 3.8                      | 3.6                      | 4.1                      | 3.4                      | 4.2                      | 5.7                      |



- [ ] Ranking at each section and finish
- :-:- No data available at this section
- NA No data available

|                                |                   |
|--------------------------------|-------------------|
| Horse/Jockey Name              | Akatea/N M Burton |
| Finish Rank                    | 5                 |
| Fastest Section Time (Section) | 0:13.38 (200-0)   |
| Top Speed [km/h] (Section)     | 54.5 (200-0)      |
| Race State                     | Finished          |



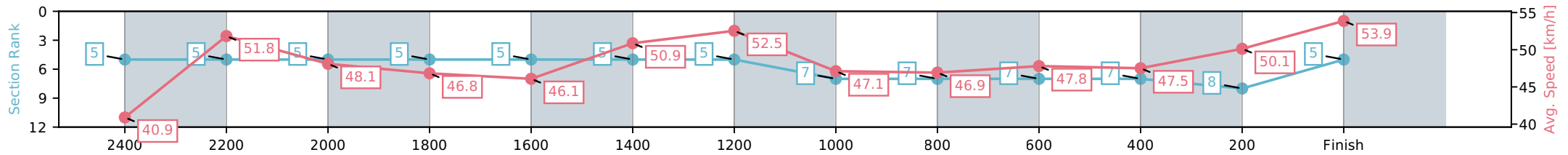
NZ Metropolitan Trotting Club Inc Harness  
 Race 4: TOUCHDOWN RENTALS 'YOUR LOCAL KIWI CAR RENTAL' HCP PACE - 2600m



13 March 2026 - 6:38PM

Weather: Fine

| Section                | L2600                | L2400                    | L2200                    | L2000                    | L1800                    | L1600                    | L1400                    | L1200                    | L1000                    | L800                     | L600                     | L400                     | L200                     |
|------------------------|----------------------|--------------------------|--------------------------|--------------------------|--------------------------|--------------------------|--------------------------|--------------------------|--------------------------|--------------------------|--------------------------|--------------------------|--------------------------|
| Section Times          | 3:15.86<br>(0:18.07) | 2:57.79 [5]<br>(0:14.08) | 2:43.71 [5]<br>(0:15.18) | 2:28.52 [5]<br>(0:15.38) | 2:13.14 [5]<br>(0:15.81) | 1:57.33 [5]<br>(0:14.31) | 1:43.02 [5]<br>(0:13.71) | 1:29.31 [7]<br>(0:15.51) | 1:13.80 [7]<br>(0:15.56) | 0:58.24 [7]<br>(0:15.06) | 0:43.18 [7]<br>(0:15.32) | 0:27.86 [8]<br>(0:14.48) | 0:13.38 [5]<br>(0:13.38) |
| Average Speed [km/h]   | 40.9                 | 51.8                     | 48.1                     | 46.8                     | 46.1                     | 50.9                     | 52.5                     | 47.1                     | 46.9                     | 47.8                     | 47.5                     | 50.1                     | 53.9                     |
| Top Speed [km/h]       | 53.4                 | 53.8                     | 49.8                     | 47.2                     | 46.9                     | 52.4                     | 53.8                     | 50.8                     | 49.0                     | 48.3                     | 48.3                     | 52.5                     | 54.5                     |
| Avg. Dist. to Rail [m] | 7.5                  | 1.9                      | 2.0                      | 2.3                      | 2.1                      | 1.7                      | 3.7                      | 1.9                      | 1.9                      | 2.7                      | 1.8                      | 1.5                      | 3.7                      |



- [ ] Ranking at each section and finish
- :-:- No data available at this section
- NA No data available

|                                |                            |
|--------------------------------|----------------------------|
| Horse/Jockey Name              | Commander Ben/S J Thornley |
| Finish Rank                    | 6                          |
| Fastest Section Time (Section) | 0:13.81 (1400-1200)        |
| Top Speed [km/h] (Section)     | 53.3 (2600 - 2400)         |
| Race State                     | Finished                   |



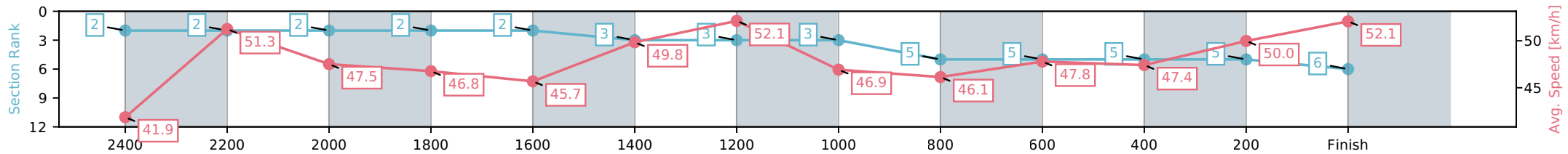
NZ Metropolitan Trotting Club Inc Harness  
 Race 4: TOUCHDOWN RENTALS 'YOUR LOCAL KIWI CAR RENTAL' HCP PACE - 2600m



13 March 2026 - 6:38PM

Weather: Fine

| Section                | L2600                | L2400                    | L2200                    | L2000                    | L1800                    | L1600                    | L1400                    | L1200                    | L1000                    | L800                     | L600                     | L400                     | L200                     |
|------------------------|----------------------|--------------------------|--------------------------|--------------------------|--------------------------|--------------------------|--------------------------|--------------------------|--------------------------|--------------------------|--------------------------|--------------------------|--------------------------|
| Section Times          | 3:16.02<br>(0:16.82) | 2:59.20 [2]<br>(0:14.18) | 2:45.02 [2]<br>(0:15.29) | 2:29.73 [2]<br>(0:15.40) | 2:14.33 [2]<br>(0:15.91) | 1:58.42 [3]<br>(0:14.55) | 1:43.88 [3]<br>(0:13.81) | 1:30.06 [3]<br>(0:15.49) | 1:14.57 [5]<br>(0:15.81) | 0:58.76 [5]<br>(0:15.07) | 0:43.69 [5]<br>(0:15.33) | 0:28.36 [5]<br>(0:14.51) | 0:13.85 [6]<br>(0:13.84) |
| Average Speed [km/h]   | 41.9                 | 51.3                     | 47.5                     | 46.8                     | 45.7                     | 49.8                     | 52.1                     | 46.9                     | 46.1                     | 47.8                     | 47.4                     | 50.0                     | 52.1                     |
| Top Speed [km/h]       | 53.3                 | 53.3                     | 49.6                     | 47.4                     | 46.6                     | 52.8                     | 53.1                     | 50.3                     | 47.3                     | 48.3                     | 48.3                     | 52.2                     | 52.9                     |
| Avg. Dist. to Rail [m] | 2.5                  | 1.2                      | 1.4                      | 1.8                      | 1.7                      | 1.1                      | 3.3                      | 1.3                      | 1.8                      | 2.5                      | 1.7                      | 1.0                      | 1.2                      |



- [ ] Ranking at each section and finish
- :-:- No data available at this section
- NA No data available

|                                |                         |
|--------------------------------|-------------------------|
| Horse/Jockey Name              | Seaside Rose/T S Chmiel |
| Finish Rank                    | 7                       |
| Fastest Section Time (Section) | 0:13.51 (1400-1200)     |
| Top Speed [km/h] (Section)     | 54.0 (1400-1200)        |
| Race State                     | Finished                |



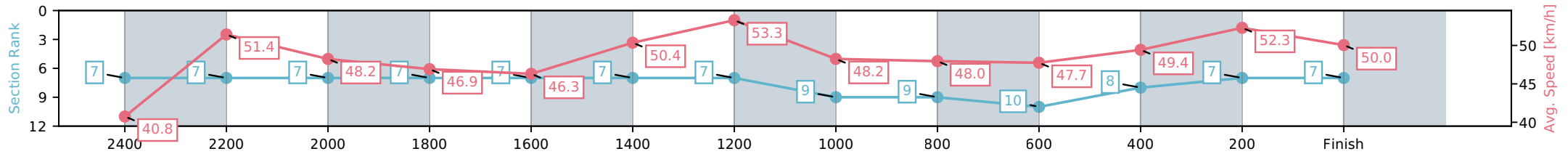
NZ Metropolitan Trotting Club Inc Harness  
 Race 4: TOUCHDOWN RENTALS 'YOUR LOCAL KIWI CAR RENTAL' HCP PACE - 2600m



13 March 2026 - 6:38PM

Weather: Fine

| Section                | L2600                | L2400                    | L2200                    | L2000                    | L1800                    | L1600                    | L1400                    | L1200                    | L1000                    | L800                      | L600                     | L400                     | L200                     |
|------------------------|----------------------|--------------------------|--------------------------|--------------------------|--------------------------|--------------------------|--------------------------|--------------------------|--------------------------|---------------------------|--------------------------|--------------------------|--------------------------|
| Section Times          | 3:16.75<br>(0:18.84) | 2:57.91 [7]<br>(0:14.19) | 2:43.72 [7]<br>(0:15.08) | 2:28.63 [7]<br>(0:15.35) | 2:13.28 [7]<br>(0:15.76) | 1:57.52 [7]<br>(0:14.51) | 1:43.01 [7]<br>(0:13.51) | 1:29.51 [9]<br>(0:15.26) | 1:14.24 [9]<br>(0:15.52) | 0:58.73 [10]<br>(0:15.08) | 0:43.65 [8]<br>(0:15.01) | 0:28.64 [7]<br>(0:14.27) | 0:14.36 [7]<br>(0:14.41) |
| Average Speed [km/h]   | 40.8                 | 51.4                     | 48.2                     | 46.9                     | 46.3                     | 50.4                     | 53.3                     | 48.2                     | 48.0                     | 47.7                      | 49.4                     | 52.3                     | 50.0                     |
| Top Speed [km/h]       | 51.5                 | 52.8                     | 50.1                     | 47.5                     | 47.1                     | 52.3                     | 54.0                     | 52.4                     | 48.8                     | 48.9                      | 51.8                     | 52.9                     | 52.1                     |
| Avg. Dist. to Rail [m] | 7.2                  | 2.0                      | 1.6                      | 2.7                      | 2.2                      | 2.0                      | 3.8                      | 2.8                      | 4.4                      | 4.4                       | 4.2                      | 5.8                      | 9.1                      |



- [ ] Ranking at each section and finish
- :-:- No data available at this section
- NA No data available

|                                |                       |
|--------------------------------|-----------------------|
| Horse/Jockey Name              | Tanzania/G D O'Reilly |
| Finish Rank                    | 8                     |
| Fastest Section Time (Section) | 0:13.50 (1400-1200)   |
| Top Speed [km/h] (Section)     | 54.0 (1400-1200)      |
| Race State                     | Finished              |



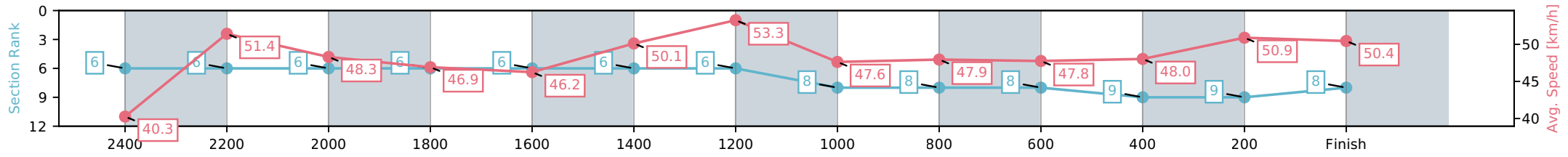
NZ Metropolitan Trotting Club Inc Harness  
 Race 4: TOUCHDOWN RENTALS 'YOUR LOCAL KIWI CAR RENTAL' HCP PACE - 2600m



13 March 2026 - 6:38PM

Weather: Fine

| Section                | L2600                | L2400                    | L2200                    | L2000                    | L1800                    | L1600                    | L1400                    | L1200                    | L1000                    | L800                     | L600                     | L400                     | L200                     |
|------------------------|----------------------|--------------------------|--------------------------|--------------------------|--------------------------|--------------------------|--------------------------|--------------------------|--------------------------|--------------------------|--------------------------|--------------------------|--------------------------|
| Section Times          | 3:16.83<br>(0:18.49) | 2:58.34 [6]<br>(0:14.20) | 2:44.14 [6]<br>(0:15.10) | 2:29.04 [6]<br>(0:15.35) | 2:13.69 [6]<br>(0:15.76) | 1:57.93 [6]<br>(0:14.55) | 1:43.38 [6]<br>(0:13.50) | 1:29.88 [8]<br>(0:15.40) | 1:14.48 [8]<br>(0:15.38) | 0:59.10 [8]<br>(0:15.07) | 0:44.03 [9]<br>(0:15.33) | 0:28.70 [9]<br>(0:14.45) | 0:14.25 [8]<br>(0:14.31) |
| Average Speed [km/h]   | 40.3                 | 51.4                     | 48.3                     | 46.9                     | 46.2                     | 50.1                     | 53.3                     | 47.6                     | 47.9                     | 47.8                     | 48.0                     | 50.9                     | 50.4                     |
| Top Speed [km/h]       | 51.8                 | 52.7                     | 50.1                     | 47.1                     | 47.1                     | 52.4                     | 54.0                     | 52.3                     | 50.9                     | 48.6                     | 49.3                     | 52.6                     | 52.8                     |
| Avg. Dist. to Rail [m] | 5.9                  | 1.9                      | 1.8                      | 2.4                      | 2.1                      | 1.6                      | 3.9                      | 2.2                      | 3.2                      | 4.2                      | 3.4                      | 3.6                      | 6.4                      |



[ ] Ranking at each section and finish  
 -:-:- No data available at this section  
 NA No data available

|                                |                     |
|--------------------------------|---------------------|
| Horse/Jockey Name              | Slots/A M Butt      |
| Finish Rank                    | 9                   |
| Fastest Section Time (Section) | 0:13.39 (1400-1200) |
| Top Speed [km/h] (Section)     | 54.4 (1200-1000)    |
| Race State                     | Finished            |



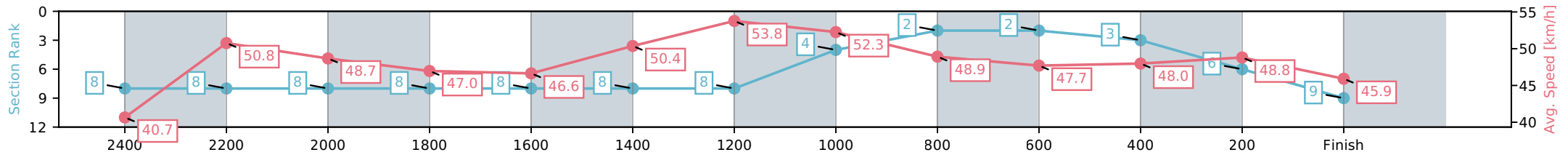
NZ Metropolitan Trotting Club Inc Harness  
 Race 4: TOUCHDOWN RENTALS 'YOUR LOCAL KIWI CAR RENTAL' HCP PACE - 2600m



13 March 2026 - 6:38PM

Weather: Fine

| Section                | L2600                | L2400                    | L2200                    | L2000                    | L1800                    | L1600                    | L1400                    | L1200                    | L1000                    | L800                     | L600                     | L400                     | L200                     |
|------------------------|----------------------|--------------------------|--------------------------|--------------------------|--------------------------|--------------------------|--------------------------|--------------------------|--------------------------|--------------------------|--------------------------|--------------------------|--------------------------|
| Section Times          | 3:17.93<br>(0:19.21) | 2:58.72 [8]<br>(0:14.36) | 2:44.36 [8]<br>(0:14.95) | 2:29.41 [8]<br>(0:15.33) | 2:14.08 [8]<br>(0:15.70) | 1:58.38 [8]<br>(0:14.55) | 1:43.84 [8]<br>(0:13.39) | 1:30.45 [4]<br>(0:14.22) | 1:16.23 [2]<br>(0:15.13) | 1:01.11 [2]<br>(0:15.10) | 0:46.01 [3]<br>(0:15.35) | 0:30.65 [6]<br>(0:15.02) | 0:15.64 [9]<br>(0:15.70) |
| Average Speed [km/h]   | 40.7                 | 50.8                     | 48.7                     | 47.0                     | 46.6                     | 50.4                     | 53.8                     | 52.3                     | 48.9                     | 47.7                     | 48.0                     | 48.8                     | 45.9                     |
| Top Speed [km/h]       | 51.0                 | 51.9                     | 50.5                     | 47.8                     | 47.4                     | 52.1                     | 54.3                     | 54.4                     | 51.2                     | 48.3                     | 48.8                     | 49.0                     | 48.5                     |
| Avg. Dist. to Rail [m] | 8.7                  | 1.7                      | 1.5                      | 2.9                      | 2.7                      | 2.3                      | 4.4                      | 3.8                      | 3.7                      | 4.1                      | 3.5                      | 2.9                      | 4.8                      |



- [ ] Ranking at each section and finish
- :-:- No data available at this section
- NA No data available

|                                |                       |
|--------------------------------|-----------------------|
| Horse/Jockey Name              | Lonnekers/R E Cameron |
| Finish Rank                    | 10                    |
| Fastest Section Time (Section) | 0:13.72 (1400-1200)   |
| Top Speed [km/h] (Section)     | 52.6 (1400-1200)      |
| Race State                     | Finished              |



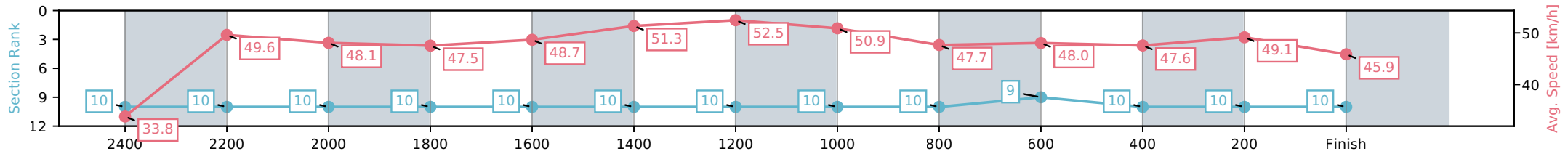
NZ Metropolitan Trotting Club Inc Harness  
 Race 4: TOUCHDOWN RENTALS 'YOUR LOCAL KIWI CAR RENTAL' HCP PACE - 2600m



13 March 2026 - 6:38PM

Weather: Fine

| Section                | L2600                | L2400                     | L2200                     | L2000                     | L1800                     | L1600                     | L1400                     | L1200                     | L1000                     | L800                     | L600                      | L400                      | L200                      |
|------------------------|----------------------|---------------------------|---------------------------|---------------------------|---------------------------|---------------------------|---------------------------|---------------------------|---------------------------|--------------------------|---------------------------|---------------------------|---------------------------|
| Section Times          | 3:18.57<br>(0:21.02) | 2:57.55 [10]<br>(0:14.67) | 2:42.88 [10]<br>(0:15.04) | 2:27.83 [10]<br>(0:15.15) | 2:12.68 [10]<br>(0:14.76) | 1:57.92 [10]<br>(0:14.02) | 1:43.90 [10]<br>(0:13.72) | 1:30.18 [10]<br>(0:14.45) | 1:15.72 [10]<br>(0:15.26) | 1:00.46 [9]<br>(0:14.98) | 0:45.48 [10]<br>(0:15.13) | 0:30.35 [10]<br>(0:14.69) | 0:15.65 [10]<br>(0:15.72) |
| Average Speed [km/h]   | 33.8                 | 49.6                      | 48.1                      | 47.5                      | 48.7                      | 51.3                      | 52.5                      | 50.9                      | 47.7                      | 48.0                     | 47.6                      | 49.1                      | 45.9                      |
| Top Speed [km/h]       | 46.9                 | 50.3                      | 51.0                      | 48.3                      | 50.0                      | 52.5                      | 52.6                      | 52.2                      | 50.7                      | 48.9                     | 48.5                      | 49.9                      | 49.8                      |
| Avg. Dist. to Rail [m] | 8.6                  | 1.6                       | 1.0                       | 2.1                       | 1.3                       | 0.7                       | 4.1                       | 2.5                       | 1.5                       | 1.3                      | 0.7                       | 0.8                       | 2.2                       |



[ ] Ranking at each section and finish  
 -:-:- No data available at this section  
 NA No data available