



NZ Metropolitan Trotting Club Inc Harness

Race 5: DJ PARKYN 'PUTTING COLOUR BACK IN CANTERBURY' HCP TROT - 2600m

13 March 2026 - 7:15PM



Weather: Fine

Field Times	3:20.11	3:03.26	2:47.38	2:31.29	2:16.39	1:59.90	1:44.60	1:30.03
(Race Tempo)	(0:16.85)	(0:15.88)	(0:16.09)	(0:14.90)	(0:16.49)	(0:15.30)	(0:14.57)	(0:14.97)

Rank	TAB#	Horse	Overall Time	First 400m	Top Speed km/h (Section)	L2600	L2400	L2200	L2000	L1800	L1600	L1400	L1200
	(BAR#)	Driver	Margin (DT-W)	Last 600m	Fastest Section (Time)	Start - 2400	2400 - 2200	2200 - 2000	2000 - 1800	1800 - 1600	1600 - 1400	1400 - 1200	1200 - 1000
1	5	Rock Lobster	3:20.11	0:32.73	54.2 (200-0)	3:20.11	3:03.26 [1]	2:47.38 [1]	2:31.07 [2]	2:15.70 [3]	1:59.23 [3]	1:43.91 [4]	1:29.34 [5]
	(U1)	John R Dunn		0:44.29	200-0 (0:13.90)	(0:16.85)	(0:15.88)	(0:16.31)	(0:15.37)	(0:16.46)	(0:15.32)	(0:14.57)	(0:14.94)
2	13	Fiery Bandito	3:20.12	0:35.68	52.9 (1000-800)	3:20.12	3:00.13 [11]	2:44.44 [11]	2:28.60 [11]	2:13.28 [11]	1:58.08 [10]	1:43.04 [9]	1:28.79 [8]
	(U2)	K L Green	0.0L (+26)	0:44.95	1400-1200 (0:14.25)	(0:19.99)	(0:15.69)	(0:15.84)	(0:15.32)	(0:15.21)	(0:15.04)	(0:14.25)	(0:14.73)
3	4	One El	3:20.66	0:33.34	50.3 (200-0)	3:20.66	3:03.13 [4]	2:47.32 [3]	2:31.84 [1]	2:16.61 [2]	2:00.12 [2]	1:44.79 [3]	1:30.23 [3]
	(4)	J F Curtin	3.1L (+4)	0:45.13	200-0 (0:14.55)	(0:17.53)	(0:15.81)	(0:15.48)	(0:15.23)	(0:16.49)	(0:15.33)	(0:14.56)	(0:14.94)
4	7	Freya	3:20.68	0:35.27	51.3 (800-600)	3:20.68	3:01.56 [10]	2:45.41 [10]	2:29.61 [10]	2:14.26 [10]	1:58.97 [8]	1:44.00 [7]	1:29.68 [6]
	(U1)	B T Hope	3.2L (+25)	0:45.29	800-600 (0:14.18)	(0:19.12)	(0:16.15)	(0:15.80)	(0:15.35)	(0:15.29)	(0:14.97)	(0:14.32)	(0:14.88)
5	2	Sunny Louis	3:20.76	0:33.12	52.2 (200-0)	3:20.76	3:03.70 [2]	2:47.64 [2]	2:31.37 [4]	2:15.94 [4]	1:59.53 [5]	1:44.18 [6]	1:29.63 [7]
	(2)	B N Orange	3.6L (-1)	0:44.58	200-0 (0:14.04)	(0:17.06)	(0:16.06)	(0:16.28)	(0:15.43)	(0:16.41)	(0:15.35)	(0:14.55)	(0:14.92)
6	3	Waterloo Station	3:21.21	0:34.17	52.6 (200-0)	3:21.21	3:03.08 [6]	2:47.04 [6]	2:31.26 [6]	2:15.68 [6]	1:59.30 [9]	1:43.95 [10]	1:29.39 [11]
	(3)	S L Whatuira	6.1L (+7)	0:44.69	200-0 (0:14.16)	(0:18.13)	(0:16.04)	(0:15.78)	(0:15.58)	(0:16.38)	(0:15.35)	(0:14.56)	(0:14.87)
7	10	Paris Prince	3:21.82	0:34.57	50.6 (1200-1000)	3:21.82	3:03.33 [7]	2:47.26 [7]	2:31.44 [7]	2:16.12 [7]	2:00.90 [4]	1:45.98 [2]	1:31.60 [2]
	(3)	S J Thornley	9.5L (+19)	0:46.31	1400-1200 (0:14.38)	(0:18.49)	(0:16.08)	(0:15.81)	(0:15.32)	(0:15.22)	(0:14.92)	(0:14.38)	(0:14.94)
8	6	Zoltan Boscik	3:21.85	0:33.71	51.3 (2000-1800)	3:21.85	3:04.00 [5]	2:48.14 [5]	2:32.72 [3]	2:18.13 [1]	2:01.64 [1]	1:46.34 [1]	1:31.78 [1]
	(1)	L J Whittaker	9.7L (+5)	0:46.66	1400-1200 (0:14.57)	(0:17.85)	(0:15.86)	(0:15.43)	(0:14.59)	(0:16.49)	(0:15.30)	(0:14.57)	(0:14.98)
9	1	Cormoran Strike	3:22.09	0:33.44	50.7 (1000-800)	3:22.09	3:04.77 [3]	2:48.64 [4]	2:32.37 [5]	2:16.94 [5]	2:00.52 [7]	1:45.17 [8]	1:30.61 [9]
	(1)	R D Close	11.0L (+8)	0:45.92	1400-1200 (0:14.56)	(0:17.32)	(0:16.12)	(0:16.28)	(0:15.43)	(0:16.41)	(0:15.35)	(0:14.56)	(0:14.88)
10	11	Practical Magic	3:22.45	0:34.95	50.7 (1400-1200)	3:22.45	3:03.66 [8]	2:47.50 [9]	2:31.73 [8]	2:16.40 [8]	2:01.14 [6]	1:46.18 [5]	1:31.83 [4]
	(4)	Brad Williamson	13.0L (+21)	0:46.66	1400-1200 (0:14.35)	(0:18.79)	(0:16.16)	(0:15.77)	(0:15.33)	(0:15.26)	(0:14.96)	(0:14.35)	(0:14.89)

- [] Position in running at each section and finish
- :-:- No data available at this section
- NA No data available
- DNT Did not track
- TAB# Saddle cloth number
- BAR# Barrier/Gate Position
- DNF Did not finish
- DT-W Distance travelled compared to winner in metres
- Fastest split
- Fastest section



NZ Metropolitan Trotting Club Inc Harness
 Race 5: DJ PARKYN 'PUTTING COLOUR BACK IN CANTERBURY' HCP TROT - 2600m
 13 March 2026 - 7:15PM



Weather: Fine

Field Times (Race Tempo) 3:20.11 (0:16.85) 3:03.26 (0:15.88) 2:47.38 (0:16.09) 2:31.29 (0:14.90) 2:16.39 (0:16.49) 1:59.90 (0:15.30) 1:44.60 (0:14.57) 1:30.03 (0:14.97)

Rank	TAB#	Horse	Overall Time	First 400m	Top Speed km/h (Section)	L2600	L2400	L2200	L2000	L1800	L1600	L1400	L1200
	(BAR#)	Driver	Margin (DT-W)	Last 600m	Fastest Section (Time)	Start - 2400	2400 - 2200	2200 - 2000	2000 - 1800	1800 - 1600	1600 - 1400	1400 - 1200	1200 - 1000
11	8	Moses	3:22.69	0:34.87	51.9 (1400-1200)	3:22.69	3:03.65 [9]	2:47.82 [8]	2:31.82 [9]	2:16.43 [9]	2:00.36 [11]	1:44.87 [12]	1:30.68 [12]
	(1)	S E O'Reilly	14.3L (+14)	0:46.26	1400-1200 (0:14.19)	(0:19.04)	(0:15.83)	(0:15.99)	(0:15.40)	(0:16.07)	(0:15.49)	(0:14.19)	(0:14.90)
12	12	Dream Of You	3:35.13	0:36.08	52.0 (1400-1200)	3:35.13	3:14.76 [12]	2:59.06 [12]	2:43.19 [12]	2:27.86 [12]	2:12.66 [12]	1:57.68 [11]	1:43.47 [10]
	(U1)	R D Holmes	83.4L (+26)	0:58.87	1400-1200 (0:14.21)	(0:20.37)	(0:15.71)	(0:15.86)	(0:15.33)	(0:15.20)	(0:14.97)	(0:14.21)	(0:14.80)
13	9	Helloveamoment	3:54.44	0:38.50	50.7 (2600 - 2400)	3:54.44	3:34.04 [13]	3:15.93 [13]	2:56.55 [13]	2:39.78 [13]	2:21.81 [13]	2:04.44 [13]	1:48.06 [13]
	(2)	K A Butt	190.7L (+23)	0:54.53	1400-1200 (0:16.38)	(0:20.40)	(0:18.10)	(0:19.38)	(0:16.77)	(0:17.97)	(0:17.37)	(0:16.38)	(0:17.63)

[] Position in running at each section and finish TAB# Saddle cloth number
 -:-:- No data available at this section BAR# Barrier/Gate Position
 NA No data available DNF Did not finish
 DNT Did not track DT-W Distance travelled compared to winner in metres

Fastest split
 Fastest section



NZ Metropolitan Trotting Club Inc Harness
 Race 5: DJ PARKYN 'PUTTING COLOUR BACK IN CANTERBURY' HCP TROT - 2600m
 13 March 2026 - 7:15PM



Weather: Fine

Field Times (Race Tempo) 1:15.06 (0:15.42) 0:59.64 (0:14.69) 0:44.95 (0:15.46) 0:29.49 (0:15.05) 0:14.44 (0:14.44)

Rank	TAB#	Horse	Overall Time	First 400m	Top Speed km/h (Section)	L1000	L800	L600	L400	L200			
	(BAR#)	Driver	Margin (DT-W)	Last 600m	Fastest Section (Time)	1000 - 800	800 - 600	600 - 400	400 - 200	200 - Finish			
1	5	Rock Lobster	3:20.11	0:32.73	54.2 (200-0)	1:14.40 [5]	0:58.99 [6]	0:44.28 [6]	0:28.78 [6]	0:13.90 [5]			
	(U1)	John R Dunn		0:44.29	200-0 (0:13.90)	(0:15.41)	(0:14.71)	(0:15.50)	(0:14.89)	(0:13.90)			
2	13	Fiery Bandito	3:20.12	0:35.68	52.9 (1000-800)	1:14.05 [8]	0:59.31 [4]	0:44.96 [1]	0:29.50 [1]	0:14.45 [1]			
	(U2)	K L Green	0.0L (+26)	0:44.95	1400-1200 (0:14.25)	(0:14.74)	(0:14.35)	(0:15.46)	(0:15.05)	(0:14.44)			
3	4	One El	3:20.66	0:33.34	50.3 (200-0)	1:15.29 [3]	0:59.87 [3]	0:45.13 [4]	0:29.69 [4]	0:14.55 [4]			
	(4)	J F Curtin	3.1L (+4)	0:45.13	200-0 (0:14.55)	(0:15.42)	(0:14.74)	(0:15.44)	(0:15.14)	(0:14.55)			
4	7	Freya	3:20.68	0:35.27	51.3 (800-600)	1:14.80 [6]	0:59.46 [7]	0:45.27 [3]	0:29.86 [3]	0:14.72 [2]			
	(U1)	B T Hope	3.2L (+25)	0:45.29	800-600 (0:14.18)	(0:15.34)	(0:14.18)	(0:15.41)	(0:15.15)	(0:14.73)			
5	2	Sunny Louis	3:20.76	0:33.12	52.2 (200-0)	1:14.71 [7]	0:59.29 [8]	0:44.58 [9]	0:29.09 [8]	0:14.04 [7]			
	(2)	B N Orange	3.6L (-1)	0:44.58	200-0 (0:14.04)	(0:15.43)	(0:14.71)	(0:15.48)	(0:15.06)	(0:14.04)			
6	3	Waterloo Station	3:21.21	0:34.17	52.6 (200-0)	1:14.51 [11]	0:59.38 [11]	0:44.68 [12]	0:29.17 [10]	0:14.15 [9]			
	(3)	S L Whatuira	6.1L (+7)	0:44.69	200-0 (0:14.16)	(0:15.14)	(0:14.70)	(0:15.51)	(0:15.02)	(0:14.16)			
7	10	Paris Prince	3:21.82	0:34.57	50.6 (1200-1000)	1:16.66 [2]	1:01.21 [2]	0:46.28 [5]	0:30.75 [5]	0:15.25 [6]			
	(3)	S J Thornley	9.5L (+19)	0:46.31	1400-1200 (0:14.38)	(0:15.45)	(0:14.92)	(0:15.53)	(0:15.50)	(0:15.28)			
8	6	Zoltan Boscik	3:21.85	0:33.71	51.3 (2000-1800)	1:16.80 [1]	1:01.38 [1]	0:46.63 [2]	0:31.18 [2]	0:15.76 [3]			
	(1)	L J Whittaker	9.7L (+5)	0:46.66	1400-1200 (0:14.57)	(0:15.42)	(0:14.76)	(0:15.45)	(0:15.42)	(0:15.79)			
9	1	Cormoran Strike	3:22.09	0:33.44	50.7 (1000-800)	1:15.73 [9]	1:00.54 [9]	0:45.91 [8]	0:30.33 [9]	0:14.92 [10]			
	(1)	R D Close	11.0L (+8)	0:45.92	1400-1200 (0:14.56)	(0:15.19)	(0:14.63)	(0:15.58)	(0:15.40)	(0:14.94)			
10	11	Practical Magic	3:22.45	0:34.95	50.7 (1400-1200)	1:16.94 [4]	1:01.46 [5]	0:46.61 [7]	0:31.08 [7]	0:15.55 [8]			
	(4)	Brad Williamson	13.0L (+21)	0:46.66	1400-1200 (0:14.35)	(0:15.48)	(0:14.85)	(0:15.52)	(0:15.54)	(0:15.60)			

[] Position in running at each section and finish TAB# Saddle cloth number

Fastest split

-:-:- No data available at this section

BAR# Barrier/Gate Position

Fastest section

NA No data available

DNF Did not finish

DNT Did not track

DT-W Distance travelled compared to winner in metres

Horse/Jockey Name	Rock Lobster/John R Dunn
Finish Rank	1
Fastest Section Time (Section)	0:13.90 (200-0)
Top Speed [km/h] (Section)	54.2 (200-0)
Race State	Finished



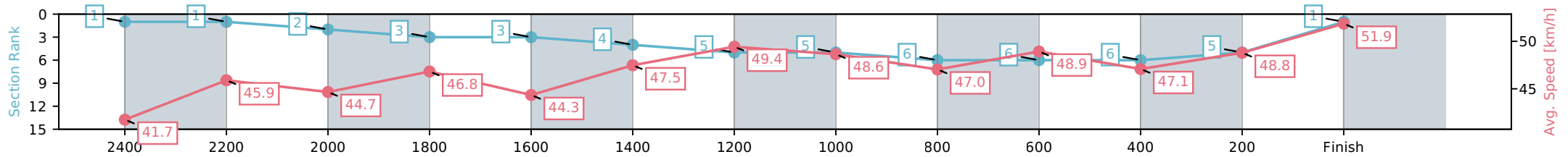
NZ Metropolitan Trotting Club Inc Harness
 Race 5: DJ PARKYN 'PUTTING COLOUR BACK IN
 CANTERBURY' HCP TROT - 2600m



13 March 2026 - 7:15PM

Weather: Fine

Section	L2600	L2400	L2200	L2000	L1800	L1600	L1400	L1200	L1000	L800	L600	L400	L200
Section Times	3:20.11 (0:16.85)	3:03.26 [1] (0:15.88)	2:47.38 [2] (0:16.31)	2:31.07 [3] (0:15.37)	2:15.70 [3] (0:16.46)	1:59.23 [4] (0:15.32)	1:43.91 [5] (0:14.57)	1:29.34 [5] (0:14.94)	1:14.40 [6] (0:15.41)	0:58.99 [6] (0:14.71)	0:44.28 [6] (0:15.50)	0:28.78 [5] (0:14.89)	0:13.90 [1] (0:13.90)
Average Speed [km/h]	41.7	45.9	44.7	46.8	44.3	47.5	49.4	48.6	47.0	48.9	47.1	48.8	51.9
Top Speed [km/h]	53.6	51.3	45.8	47.7	45.9	49.1	49.9	50.2	48.4	49.5	47.7	52.9	54.2
Avg. Dist. to Rail [m]	14.3	1.9	1.6	2.0	2.4	1.5	3.2	1.3	1.1	2.4	2.1	1.3	1.5



- [] Ranking at each section and finish
- :-:- No data available at this section
- NA No data available

Horse/Jockey Name	Fiery Bandito/K L Green
Finish Rank	2
Fastest Section Time (Section)	0:14.25 (1400-1200)
Top Speed [km/h] (Section)	52.9 (1000-800)
Race State	Finished



NZ Metropolitan Trotting Club Inc Harness

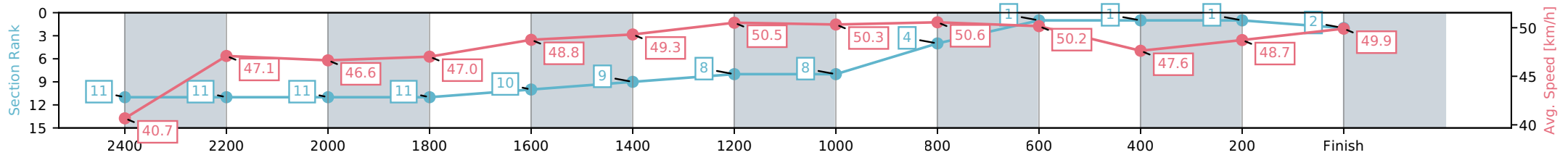
Race 5: DJ PARKYN 'PUTTING COLOUR BACK IN CANTERBURY' HCP TROT - 2600m



13 March 2026 - 7:15PM

Weather: Fine

Section	L2600	L2400	L2200	L2000	L1800	L1600	L1400	L1200	L1000	L800	L600	L400	L200
Section Times	3:20.12 (0:19.99)	3:00.13 [11] (0:15.69)	2:44.44 [11] (0:15.84)	2:28.60 [11] (0:15.32)	2:13.28 [10] (0:15.21)	1:58.08 [9] (0:15.04)	1:43.04 [8] (0:14.25)	1:28.79 [8] (0:14.73)	1:14.05 [4] (0:14.74)	0:59.31 [1] (0:14.35)	0:44.96 [1] (0:15.46)	0:29.50 [1] (0:15.05)	0:14.45 [2] (0:14.44)
Average Speed [km/h]	40.7	47.1	46.6	47.0	48.8	49.3	50.5	50.3	50.6	50.2	47.6	48.7	49.9
Top Speed [km/h]	49.6	49.7	48.5	48.7	49.3	50.8	52.1	51.7	52.9	51.6	48.5	49.9	50.3
Avg. Dist. to Rail [m]	18.9	3.5	3.6	5.0	5.0	3.9	5.7	3.8	4.7	5.6	3.3	2.9	5.6



- [] Ranking at each section and finish
- :-:- No data available at this section
- NA No data available

Horse/Jockey Name	One El/J F Curtin
Finish Rank	3
Fastest Section Time (Section)	0:14.55 (200-0)
Top Speed [km/h] (Section)	50.3 (200-0)
Race State	Finished



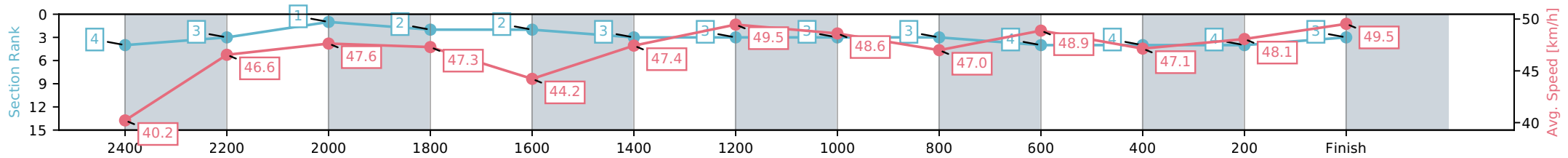
NZ Metropolitan Trotting Club Inc Harness
 Race 5: DJ PARKYN 'PUTTING COLOUR BACK IN
 CANTERBURY' HCP TROT - 2600m



13 March 2026 - 7:15PM

Weather: Fine

Section	L2600	L2400	L2200	L2000	L1800	L1600	L1400	L1200	L1000	L800	L600	L400	L200
Section Times	3:20.66 (0:17.53)	3:03.13 [3] (0:15.81)	2:47.32 [1] (0:15.48)	2:31.84 [2] (0:15.23)	2:16.61 [2] (0:16.49)	2:00.12 [3] (0:15.33)	1:44.79 [3] (0:14.56)	1:30.23 [3] (0:14.94)	1:15.29 [3] (0:15.42)	0:59.87 [4] (0:14.74)	0:45.13 [4] (0:15.44)	0:29.69 [4] (0:15.14)	0:14.55 [3] (0:14.55)
Average Speed [km/h]	40.2	46.6	47.6	47.3	44.2	47.4	49.5	48.6	47.0	48.9	47.1	48.1	49.5
Top Speed [km/h]	48.9	48.6	49.0	48.1	45.6	48.9	49.8	50.0	48.0	50.1	47.6	49.9	50.3
Avg. Dist. to Rail [m]	9.9	2.9	3.2	2.2	2.3	1.5	3.2	1.2	1.1	2.3	1.9	2.1	4.2



- [] Ranking at each section and finish
- :-:- No data available at this section
- NA No data available

Horse/Jockey Name	Freya/B T Hope
Finish Rank	4
Fastest Section Time (Section)	0:14.18 (800-600)
Top Speed [km/h] (Section)	51.3 (800-600)
Race State	Finished



NZ Metropolitan Trotting Club Inc Harness

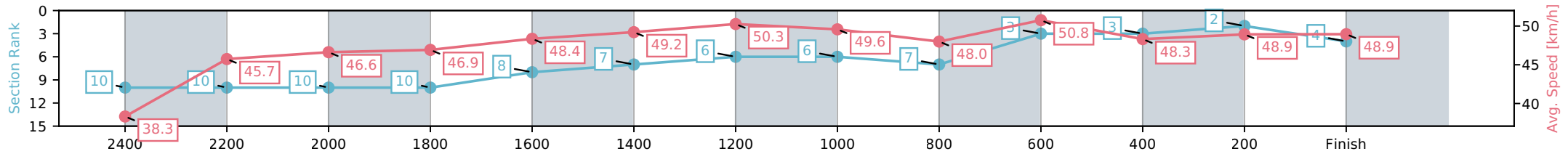
Race 5: DJ PARKYN 'PUTTING COLOUR BACK IN CANTERBURY' HCP TROT - 2600m



13 March 2026 - 7:15PM

Weather: Fine

Section	L2600	L2400	L2200	L2000	L1800	L1600	L1400	L1200	L1000	L800	L600	L400	L200
Section Times	3:20.68 (0:19.12)	3:01.56 [10] (0:16.15)	2:45.41 [10] (0:15.80)	2:29.61 [10] (0:15.35)	2:14.26 [8] (0:15.29)	1:58.97 [7] (0:14.97)	1:44.00 [6] (0:14.32)	1:29.68 [6] (0:14.88)	1:14.80 [7] (0:15.34)	0:59.46 [3] (0:14.18)	0:45.27 [3] (0:15.41)	0:29.86 [2] (0:15.15)	0:14.72 [4] (0:14.73)
Average Speed [km/h]	38.3	45.7	46.6	46.9	48.4	49.2	50.3	49.6	48.0	50.8	48.3	48.9	48.9
Top Speed [km/h]	49.4	47.8	47.7	48.9	49.0	51.0	51.1	50.7	49.7	51.3	49.8	49.8	50.1
Avg. Dist. to Rail [m]	15.1	3.5	3.2	4.5	4.4	3.2	5.2	3.1	3.2	5.9	4.8	4.4	6.7



- [] Ranking at each section and finish
- :-:- No data available at this section
- NA No data available

Horse/Jockey Name	Sunny Louis/B N Orange
Finish Rank	5
Fastest Section Time (Section)	0:14.04 (200-0)
Top Speed [km/h] (Section)	52.2 (200-0)
Race State	Finished



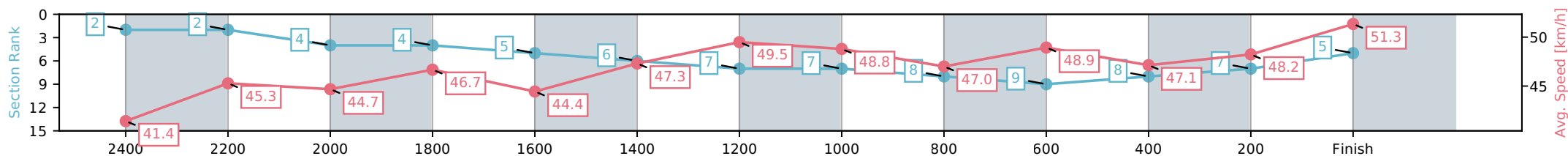
NZ Metropolitan Trotting Club Inc Harness
 Race 5: DJ PARKYN 'PUTTING COLOUR BACK IN
 CANTERBURY' HCP TROT - 2600m



13 March 2026 - 7:15PM

Weather: Fine

Section	L2600	L2400	L2200	L2000	L1800	L1600	L1400	L1200	L1000	L800	L600	L400	L200
Section Times	3:20.76 (0:17.06)	3:03.70 [2] (0:16.06)	2:47.64 [4] (0:16.28)	2:31.37 [4] (0:15.43)	2:15.94 [5] (0:16.41)	1:59.53 [6] (0:15.35)	1:44.18 [7] (0:14.55)	1:29.63 [7] (0:14.92)	1:14.71 [8] (0:15.43)	0:59.29 [9] (0:14.71)	0:44.58 [8] (0:15.48)	0:29.09 [7] (0:15.06)	0:14.04 [5] (0:14.04)
Average Speed [km/h]	41.4	45.3	44.7	46.7	44.4	47.3	49.5	48.8	47.0	48.9	47.1	48.2	51.3
Top Speed [km/h]	51.1	49.6	45.9	47.5	46.3	49.5	49.8	50.2	48.4	49.3	48.0	51.5	52.2
Avg. Dist. to Rail [m]	5.0	1.5	1.4	2.0	2.2	1.3	3.3	1.4	1.2	2.6	2.2	1.3	1.8



- [] Ranking at each section and finish
- :-:- No data available at this section
- NA No data available

Horse/Jockey Name	Waterloo Station/S L Whatuira
Finish Rank	6
Fastest Section Time (Section)	0:14.16 (200-0)
Top Speed [km/h] (Section)	52.6 (200-0)
Race State	Finished



NZ Metropolitan Trotting Club Inc Harness

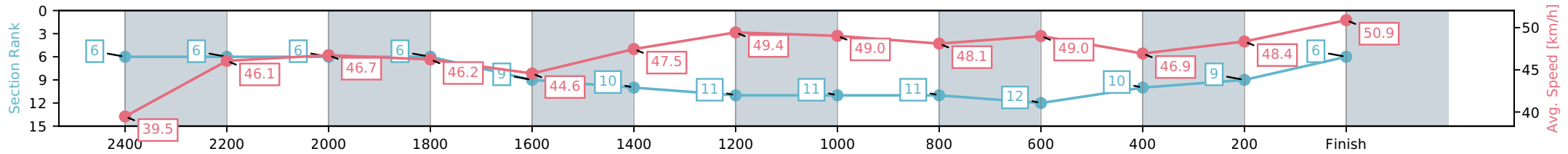
Race 5: DJ PARKYN 'PUTTING COLOUR BACK IN CANTERBURY' HCP TROT - 2600m



13 March 2026 - 7:15PM

Weather: Fine

Section	L2600	L2400	L2200	L2000	L1800	L1600	L1400	L1200	L1000	L800	L600	L400	L200
Section Times	3:21.21 (0:18.13)	3:03.08 [6] (0:16.04)	2:47.04 [6] (0:15.78)	2:31.26 [6] (0:15.58)	2:15.68 [9] (0:16.38)	1:59.30 [10] (0:15.35)	1:43.95 [11] (0:14.56)	1:29.39 [11] (0:14.87)	1:14.51 [11] (0:15.14)	0:59.38 [12] (0:14.70)	0:44.68 [10] (0:15.51)	0:29.17 [9] (0:15.02)	0:14.15 [6] (0:14.16)
Average Speed [km/h]	39.5	46.1	46.7	46.2	44.6	47.5	49.4	49.0	48.1	49.0	46.9	48.4	50.9
Top Speed [km/h]	49.2	47.3	47.6	47.8	47.1	49.5	50.1	50.1	49.8	49.4	48.6	52.2	52.6
Avg. Dist. to Rail [m]	7.4	3.5	3.4	3.5	2.5	1.7	3.9	1.7	1.8	2.9	2.0	1.7	2.8



- [] Ranking at each section and finish
- :-:- No data available at this section
- NA No data available

Horse/Jockey Name	Paris Prince/S J Thornley
Finish Rank	7
Fastest Section Time (Section)	0:14.38 (1400-1200)
Top Speed [km/h] (Section)	50.6 (1200-1000)
Race State	Finished



NZ Metropolitan Trotting Club Inc Harness

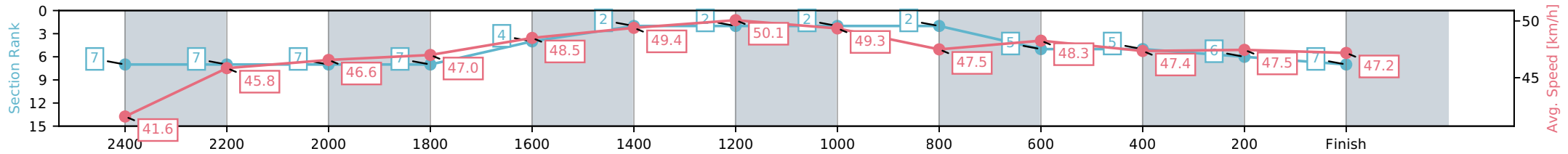
Race 5: DJ PARKYN 'PUTTING COLOUR BACK IN CANTERBURY' HCP TROT - 2600m



13 March 2026 - 7:15PM

Weather: Fine

Section	L2600	L2400	L2200	L2000	L1800	L1600	L1400	L1200	L1000	L800	L600	L400	L200
Section Times	3:21.82 (0:18.49)	3:03.33 [7] (0:16.08)	2:47.26 [7] (0:15.81)	2:31.44 [7] (0:15.32)	2:16.12 [4] (0:15.22)	2:00.90 [2] (0:14.92)	1:45.98 [2] (0:14.38)	1:31.60 [2] (0:14.94)	1:16.66 [2] (0:15.45)	1:01.21 [5] (0:14.92)	0:46.28 [5] (0:15.53)	0:30.75 [6] (0:15.50)	0:15.25 [7] (0:15.28)
Average Speed [km/h]	41.6	45.8	46.6	47.0	48.5	49.4	50.1	49.3	47.5	48.3	47.4	47.5	47.2
Top Speed [km/h]	48.9	47.2	47.5	49.1	49.0	50.3	50.5	50.6	48.8	49.3	48.3	48.2	48.2
Avg. Dist. to Rail [m]	12.5	3.2	3.1	4.1	4.1	3.1	4.9	3.0	2.7	4.0	3.2	3.5	6.1



[] Ranking at each section and finish
 -:-:- No data available at this section
 NA No data available

Horse/Jockey Name	Zoltan Boscik/L J Whittaker
Finish Rank	8
Fastest Section Time (Section)	0:14.57 (1400-1200)
Top Speed [km/h] (Section)	51.3 (2000-1800)
Race State	Finished



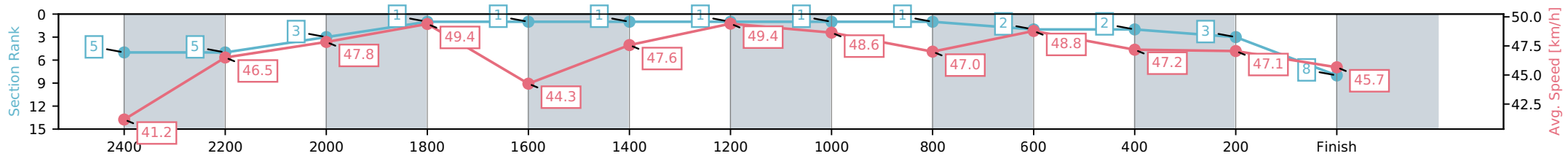
NZ Metropolitan Trotting Club Inc Harness
 Race 5: DJ PARKYN 'PUTTING COLOUR BACK IN
 CANTERBURY' HCP TROT - 2600m



13 March 2026 - 7:15PM

Weather: Fine

Section	L2600	L2400	L2200	L2000	L1800	L1600	L1400	L1200	L1000	L800	L600	L400	L200
Section Times	3:21.85 (0:17.85)	3:04.00 [5] (0:15.86)	2:48.14 [3] (0:15.43)	2:32.72 [1] (0:14.59)	2:18.13 [1] (0:16.49)	2:01.64 [1] (0:15.30)	1:46.34 [1] (0:14.57)	1:31.78 [1] (0:14.98)	1:16.80 [1] (0:15.42)	1:01.38 [2] (0:14.76)	0:46.63 [2] (0:15.45)	0:31.18 [3] (0:15.42)	0:15.76 [8] (0:15.79)
Average Speed [km/h]	41.2	46.5	47.8	49.4	44.3	47.6	49.4	48.6	47.0	48.8	47.2	47.1	45.7
Top Speed [km/h]	50.7	48.6	49.1	51.3	46.2	49.1	50.0	50.1	48.5	49.4	47.8	47.5	47.2
Avg. Dist. to Rail [m]	6.5	3.1	3.4	3.6	2.4	1.5	3.2	1.5	1.1	2.7	1.9	1.4	4.0



- [] Ranking at each section and finish
- :-:- No data available at this section
- NA No data available

Horse/Jockey Name	Cormoran Strike/R D Close
Finish Rank	9
Fastest Section Time (Section)	0:14.56 (1400-1200)
Top Speed [km/h] (Section)	50.7 (1000-800)
Race State	Finished



NZ Metropolitan Trotting Club Inc Harness

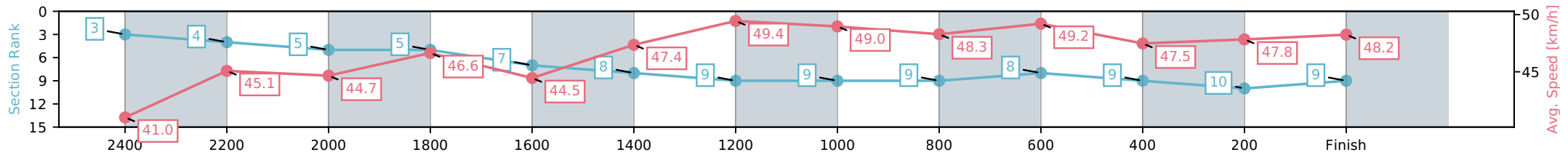
Race 5: DJ PARKYN 'PUTTING COLOUR BACK IN CANTERBURY' HCP TROT - 2600m



13 March 2026 - 7:15PM

Weather: Fine

Section	L2600	L2400	L2200	L2000	L1800	L1600	L1400	L1200	L1000	L800	L600	L400	L200
Section Times	3:22.09 (0:17.32)	3:04.77 [4] (0:16.12)	2:48.64 [5] (0:16.28)	2:32.37 [5] (0:15.43)	2:16.94 [7] (0:16.41)	2:00.52 [8] (0:15.35)	1:45.17 [9] (0:14.56)	1:30.61 [9] (0:14.88)	1:15.73 [9] (0:15.19)	1:00.54 [8] (0:14.63)	0:45.91 [9] (0:15.58)	0:30.33 [10] (0:15.40)	0:14.92 [9] (0:14.94)
Average Speed [km/h]	41.0	45.1	44.7	46.6	44.5	47.4	49.4	49.0	48.3	49.2	47.5	47.8	48.2
Top Speed [km/h]	49.9	48.6	46.1	47.5	46.3	49.6	49.9	50.2	50.7	50.2	47.9	49.6	49.5
Avg. Dist. to Rail [m]	2.5	1.3	1.4	2.3	2.4	1.4	3.6	1.6	2.6	4.8	4.1	3.6	5.3



- [] Ranking at each section and finish
- :-:- No data available at this section
- NA No data available

Horse/Jockey Name	Practical Magic/Brad Williamson
Finish Rank	10
Fastest Section Time (Section)	0:14.35 (1400-1200)
Top Speed [km/h] (Section)	50.7 (1400-1200)
Race State	Finished



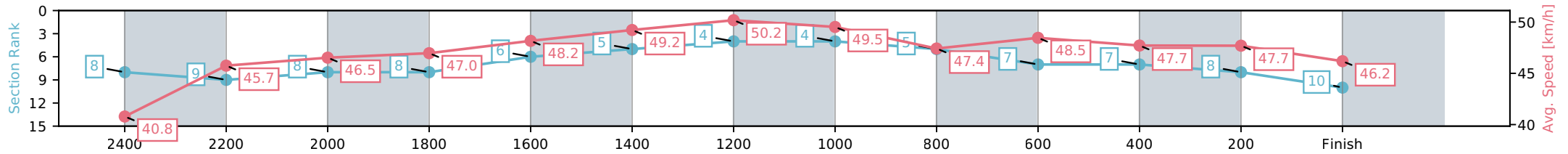
NZ Metropolitan Trotting Club Inc Harness
 Race 5: DJ PARKYN 'PUTTING COLOUR BACK IN
 CANTERBURY' HCP TROT - 2600m



13 March 2026 - 7:15PM

Weather: Fine

Section	L2600	L2400	L2200	L2000	L1800	L1600	L1400	L1200	L1000	L800	L600	L400	L200
Section Times	3:22.45 (0:18.79)	3:03.66 [9] (0:16.16)	2:47.50 [8] (0:15.77)	2:31.73 [8] (0:15.33)	2:16.40 [6] (0:15.26)	2:01.14 [5] (0:14.96)	1:46.18 [4] (0:14.35)	1:31.83 [4] (0:14.89)	1:16.94 [5] (0:15.48)	1:01.46 [7] (0:14.85)	0:46.61 [7] (0:15.52)	0:31.08 [8] (0:15.54)	0:15.55 [10] (0:15.60)
Average Speed [km/h]	40.8	45.7	46.5	47.0	48.2	49.2	50.2	49.5	47.4	48.5	47.7	47.7	46.2
Top Speed [km/h]	48.2	47.2	47.6	49.0	49.0	50.7	50.7	50.7	49.0	48.9	48.1	48.3	48.5
Avg. Dist. to Rail [m]	13.7	3.7	2.6	3.7	3.6	3.2	5.9	3.1	2.7	4.6	4.2	4.6	7.7



- [] Ranking at each section and finish
- :-:- No data available at this section
- NA No data available

Horse/Jockey Name	Moses/S E O'Reilly
Finish Rank	11
Fastest Section Time (Section)	0:14.19 (1400-1200)
Top Speed [km/h] (Section)	51.9 (1400-1200)
Race State	Finished



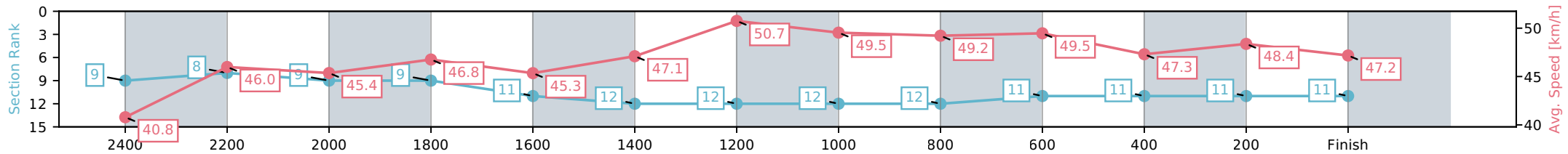
NZ Metropolitan Trotting Club Inc Harness
 Race 5: DJ PARKYN 'PUTTING COLOUR BACK IN
 CANTERBURY' HCP TROT - 2600m



13 March 2026 - 7:15PM

Weather: Fine

Section	L2600	L2400	L2200	L2000	L1800	L1600	L1400	L1200	L1000	L800	L600	L400	L200
Section Times	3:22.69 (0:19.04)	3:03.65 [8] (0:15.83)	2:47.82 [9] (0:15.99)	2:31.82 [9] (0:15.40)	2:16.43 [11] (0:16.07)	2:00.36 [12] (0:15.49)	1:44.87 [12] (0:14.19)	1:30.68 [12] (0:14.90)	1:15.77 [12] (0:15.01)	1:00.77 [11] (0:14.56)	0:46.21 [11] (0:15.62)	0:30.59 [11] (0:15.36)	0:15.22 [11] (0:15.28)
Average Speed [km/h]	40.8	46.0	45.4	46.8	45.3	47.1	50.7	49.5	49.2	49.5	47.3	48.4	47.2
Top Speed [km/h]	50.4	47.9	46.3	47.9	48.0	49.9	51.9	50.1	51.8	50.6	47.9	49.2	49.6
Avg. Dist. to Rail [m]	9.5	1.8	1.3	2.2	2.1	2.1	5.9	3.2	3.6	4.9	3.9	5.1	9.2



- [] Ranking at each section and finish
- :-:- No data available at this section
- NA No data available

Horse/Jockey Name	Dream Of You/R D Holmes
Finish Rank	12
Fastest Section Time (Section)	0:14.21 (1400-1200)
Top Speed [km/h] (Section)	52.0 (1400-1200)
Race State	Finished



NZ Metropolitan Trotting Club Inc Harness

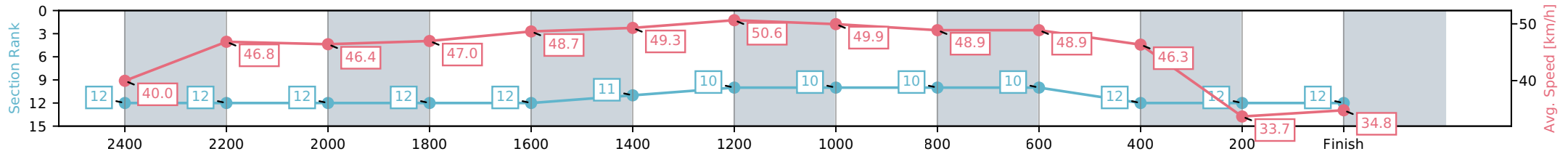
Race 5: DJ PARKYN 'PUTTING COLOUR BACK IN CANTERBURY' HCP TROT - 2600m



13 March 2026 - 7:15PM

Weather: Fine

Section	L2600	L2400	L2200	L2000	L1800	L1600	L1400	L1200	L1000	L800	L600	L400	L200
Section Times	3:35.13 (0:20.37)	3:14.76 [12] (0:15.71)	2:59.06 [12] (0:15.86)	2:43.19 [12] (0:15.33)	2:27.86 [12] (0:15.20)	2:12.66 [11] (0:14.97)	1:57.68 [10] (0:14.21)	1:43.47 [10] (0:14.80)	1:28.67 [10] (0:15.15)	1:13.52 [10] (0:14.74)	0:58.78 [12] (0:16.10)	0:42.69 [12] (0:22.03)	0:20.66 [12] (0:20.74)
Average Speed [km/h]	40.0	46.8	46.4	47.0	48.7	49.3	50.6	49.9	48.9	48.9	46.3	33.7	34.8
Top Speed [km/h]	51.0	50.6	48.2	48.6	49.2	50.0	52.0	50.4	50.7	49.8	47.1	45.6	41.1
Avg. Dist. to Rail [m]	16.3	2.9	3.3	5.3	4.6	3.4	6.0	3.3	4.0	6.2	5.2	5.6	5.5



- [] Ranking at each section and finish
- :-:- No data available at this section
- NA No data available

Horse/Jockey Name	Helloveamoment/K A Butt
Finish Rank	13
Fastest Section Time (Section)	0:16.38 (1400-1200)
Top Speed [km/h] (Section)	50.7 (2600 - 2400)
Race State	Finished



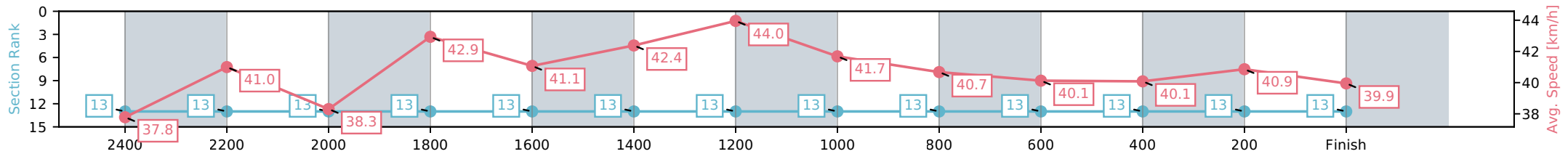
NZ Metropolitan Trotting Club Inc Harness
 Race 5: DJ PARKYN 'PUTTING COLOUR BACK IN
 CANTERBURY' HCP TROT - 2600m



13 March 2026 - 7:15PM

Weather: Fine

Section	L2600	L2400	L2200	L2000	L1800	L1600	L1400	L1200	L1000	L800	L600	L400	L200
Section Times	3:54.44 (0:20.40)	3:34.04 [13] (0:18.10)	3:15.93 [13] (0:19.38)	2:56.55 [13] (0:16.77)	2:39.78 [13] (0:17.97)	2:21.81 [13] (0:17.37)	2:04.44 [13] (0:16.38)	1:48.06 [13] (0:17.63)	1:30.42 [13] (0:18.06)	1:12.36 [13] (0:17.94)	0:54.42 [13] (0:18.48)	0:35.94 [13] (0:18.00)	0:17.94 [13] (0:18.05)
Average Speed [km/h]	37.8	41.0	38.3	42.9	41.1	42.4	44.0	41.7	40.7	40.1	40.1	40.9	39.9
Top Speed [km/h]	50.7	49.5	42.5	43.6	41.9	44.5	44.7	42.6	42.3	41.1	41.1	41.6	41.1
Avg. Dist. to Rail [m]	11.2	4.0	3.8	5.2	4.0	3.0	4.5	2.6	2.9	4.1	4.2	3.4	5.0



- [] Ranking at each section and finish
- :-:- No data available at this section
- NA No data available