



# NZ Metropolitan Trotting Club Inc Harness

Race 6: THE LEGEND THAT'S MARTIN LARTER AUTUMN FFA (MOBILE PACE) (Gr3) - 1980m

13 March 2026 - 7:40PM



Weather: Fine

Field Times	2:22.11	2:10.22	1:55.38	1:41.32	1:27.41	1:12.33	0:56.82	0:41.27
(Race Tempo)	(0:11.89)	(0:14.84)	(0:14.06)	(0:13.91)	(0:15.08)	(0:15.51)	(0:15.55)	(0:15.06)

Rank	TAB#	Horse	Overall Time	First 400m	Top Speed km/h (Section)	L1980	L1800	L1600	L1400	L1200	L1000	L800	L600
	(BAR#)	Driver	Margin (DT-W)	Last 600m	Fastest Section (Time)	Start - 1800	1800 - 1600	1600 - 1400	1400 - 1200	1200 - 1000	1000 - 800	800 - 600	600 - 400
1	7	Got The Chocolates	2:22.11	0:29.36	58.2 (200-0)	2:22.11	2:09.33 [5]	1:54.62 [5]	1:40.65 [4]	1:26.95 [3]	1:12.03 [2]	0:56.58 [2]	0:41.08 [2]
	(7)	John R Dunn		0:41.09	200-0 (0:12.65)	(0:12.78)	(0:14.70)	(0:13.98)	(0:13.70)	(0:14.92)	(0:15.45)	(0:15.50)	(0:15.01)
2	3	Harrison John	2:22.52	0:28.83	56.8 (200-0)	2:22.52	2:09.98 [4]	1:55.52 [2]	1:41.56 [2]	1:27.82 [1]	1:12.74 [1]	0:57.23 [1]	0:41.68 [1]
	(3)	J W Cox	2.3L (-16)	0:41.69	200-0 (0:13.02)	(0:12.54)	(0:14.46)	(0:13.97)	(0:13.73)	(0:15.08)	(0:15.51)	(0:15.56)	(0:15.06)
3	2	Hadron Collider	2:22.85	0:28.62	56.2 (400-200)	2:22.85	2:10.59 [3]	1:56.12 [1]	1:42.06 [1]	1:27.95 [2]	1:12.73 [3]	0:57.26 [3]	0:41.70 [3]
	(2)	W J House	4.1L (-15)	0:41.81	200-0 (0:13.16)	(0:12.26)	(0:14.47)	(0:14.06)	(0:14.12)	(0:15.22)	(0:15.47)	(0:15.56)	(0:15.04)
4	5	We Walk By Faith	2:23.05	0:28.99	56.8 (400-200)	2:23.05	2:11.16 [1]	1:56.05 [3]	1:41.94 [3]	1:27.87 [4]	1:12.67 [4]	0:57.20 [4]	0:41.71 [4]
	(5)	B N Orange	5.2L (-10)	0:41.71	200-0 (0:13.15)	(0:11.89)	(0:15.10)	(0:14.11)	(0:14.07)	(0:15.20)	(0:15.47)	(0:15.49)	(0:14.98)
5	8	Vessem	2:23.49	0:30.11	57.3 (200-0)	2:23.49	2:10.38 [7]	1:55.30 [7]	1:41.17 [7]	1:27.32 [7]	1:12.34 [7]	0:57.11 [7]	0:41.56 [7]
	(8)	O G Thornley	7.6L (-7)	0:41.55	200-0 (0:12.95)	(0:13.11)	(0:15.08)	(0:14.13)	(0:13.85)	(0:14.98)	(0:15.23)	(0:15.55)	(0:14.80)
6	9	Alta Meteor	2:24.05	0:30.42	54.6 (400-200)	2:24.05	2:10.81 [8]	1:55.54 [8]	1:41.39 [8]	1:27.53 [8]	1:12.60 [8]	0:57.53 [8]	0:42.06 [8]
	(9)	A M Butt	10.8L (+1)	0:42.08	200-0 (0:13.67)	(0:13.24)	(0:15.27)	(0:14.15)	(0:13.86)	(0:14.93)	(0:15.07)	(0:15.47)	(0:14.72)
7	6	Ohoka Connor	2:24.28	0:29.68	54.5 (400-200)	2:24.28	2:11.44 [6]	1:56.57 [6]	1:42.39 [6]	1:28.42 [6]	1:13.53 [6]	0:58.34 [5]	0:42.79 [5]
	(6)	T S Chmiel	12.1L (-11)	0:42.84	400-200 (0:13.86)	(0:12.84)	(0:14.86)	(0:14.18)	(0:13.98)	(0:14.88)	(0:15.19)	(0:15.54)	(0:15.03)
8	1	Bazooka	2:24.73	0:29.26	53.6 (200-0)	2:24.73	2:12.55 [2]	1:57.36 [4]	1:43.21 [5]	1:29.23 [5]	1:14.34 [5]	0:58.55 [6]	0:43.06 [6]
	(1)	R D Close	14.6L (-4)	0:43.11	400-200 (0:13.98)	(0:12.18)	(0:15.19)	(0:14.15)	(0:13.98)	(0:14.89)	(0:15.79)	(0:15.48)	(0:14.98)

Scratched: Franco Sinatra (#4)

- [ ] Position in running at each section and finish
- :-:- No data available at this section
- NA No data available
- DNT Did not track
- TAB# Saddle cloth number
- BAR# Barrier/Gate Position
- DNF Did not finish
- DT-W Distance travelled compared to winner in metres
- Fastest split
- Fastest section



# NZ Metropolitan Trotting Club Inc Harness

Race 6: THE LEGEND THAT'S MARTIN LARTER AUTUMN FFA (MOBILE PACE) (Gr3) - 1980m

13 March 2026 - 7:40PM



Weather: Fine

Field Times                      0:26.20      0:12.65  
(Race Tempo)                    (0:13.56)    (0:12.65)

Rank	TAB#	Horse	Overall Time	First 400m	Top Speed km/h (Section)	L400	L200						
	(BAR#)	Driver	Margin (DT-W)	Last 600m	Fastest Section (Time)	400 - 200	200 - Finish						
1	7	Got The Chocolates	2:22.11	0:29.36	58.2 (200-0)	0:26.08 [2]	0:12.65 [1]						
	(7)	John R Dunn		0:41.09	200-0 (0:12.65)	(0:13.43)	(0:12.65)						
2	3	Harrison John	2:22.52	0:28.83	56.8 (200-0)	0:26.61 [1]	0:13.00 [2]						
	(3)	J W Cox	2.3L (-16)	0:41.69	200-0 (0:13.02)	(0:13.61)	(0:13.02)						
3	2	Hadron Collider	2:22.85	0:28.62	56.2 (400-200)	0:26.66 [3]	0:13.04 [3]						
	(2)	W J House	4.1L (-15)	0:41.81	200-0 (0:13.16)	(0:13.61)	(0:13.16)						
4	5	We Walk By Faith	2:23.05	0:28.99	56.8 (400-200)	0:26.73 [4]	0:13.14 [4]						
	(5)	B N Orange	5.2L (-10)	0:41.71	200-0 (0:13.15)	(0:13.58)	(0:13.15)						
5	8	Vessem	2:23.49	0:30.11	57.3 (200-0)	0:26.76 [8]	0:12.96 [7]						
	(8)	O G Thornley	7.6L (-7)	0:41.55	200-0 (0:12.95)	(0:13.80)	(0:12.95)						
6	9	Alta Meteor	2:24.05	0:30.42	54.6 (400-200)	0:27.34 [7]	0:13.65 [6]						
	(9)	A M Butt	10.8L (+1)	0:42.08	200-0 (0:13.67)	(0:13.69)	(0:13.67)						
7	6	Ohoka Connor	2:24.28	0:29.68	54.5 (400-200)	0:27.77 [5]	0:13.91 [5]						
	(6)	T S Chmiel	12.1L (-11)	0:42.84	400-200 (0:13.86)	(0:13.86)	(0:13.95)						
8	1	Bazooka	2:24.73	0:29.26	53.6 (200-0)	0:28.08 [6]	0:14.11 [8]						
	(1)	R D Close	14.6L (-4)	0:43.11	400-200 (0:13.98)	(0:13.98)	(0:14.15)						

Scratched: Franco Sinatra (#4)

[ ] Position in running at each section and finish    TAB# Saddle cloth number

Fastest split

-:-:- No data available at this section

BAR# Barrier/Gate Position

Fastest section

NA No data available

DNF Did not finish

DNT Did not track

DT-W Distance travelled compared to winner in metres

Horse/Jockey Name	Got The Chocolates/John R Dunn
Finish Rank	1
Fastest Section Time (Section)	0:12.65 (200-0)
Top Speed [km/h] (Section)	58.2 (200-0)
Race State	Finished



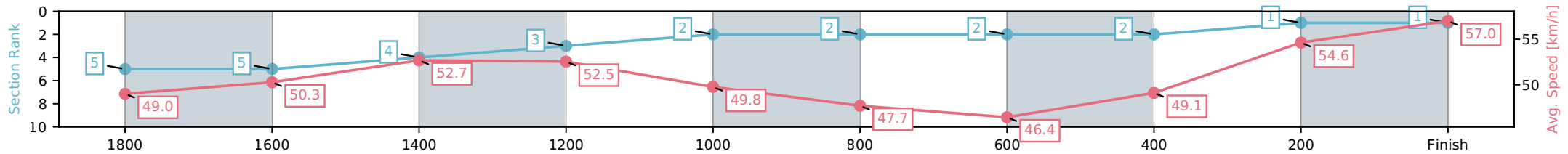
NZ Metropolitan Trotting Club Inc Harness  
 Race 6: THE LEGEND THAT'S MARTIN LARTER AUTUMN  
 FFA (MOBILE PACE) (Gr3) - 1980m



13 March 2026 - 7:40PM

Weather: Fine

Section	L1980	L1800	L1600	L1400	L1200	L1000	L800	L600	L400	L200
Section Times	2:22.11 (0:12.78)	2:09.33 [5] (0:14.70)	1:54.62 [4] (0:13.98)	1:40.65 [3] (0:13.70)	1:26.95 [2] (0:14.92)	1:12.03 [2] (0:15.45)	0:56.58 [2] (0:15.50)	0:41.08 [2] (0:15.01)	0:26.08 [1] (0:13.43)	0:12.65 [1] (0:12.65)
Average Speed [km/h]	49.0	50.3	52.7	52.5	49.8	47.7	46.4	49.1	54.6	57.0
Top Speed [km/h]	50.0	51.3	53.4	53.7	51.2	49.5	46.9	50.9	57.7	58.2
Avg. Dist. to Rail [m]	9.3	4.5	3.0	6.1	3.7	3.4	3.5	3.3	3.0	5.3



- [ ] Ranking at each section and finish
- :-:- No data available at this section
- NA No data available

Horse/Jockey Name	Harrison John/J W Cox
Finish Rank	2
Fastest Section Time (Section)	0:13.02 (200-0)
Top Speed [km/h] (Section)	56.8 (200-0)
Race State	Finished



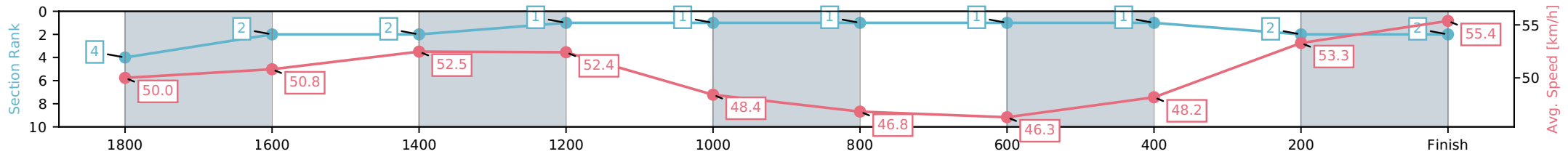
NZ Metropolitan Trotting Club Inc Harness  
 Race 6: THE LEGEND THAT'S MARTIN LARTER AUTUMN  
 FFA (MOBILE PACE) (Gr3) - 1980m



13 March 2026 - 7:40PM

Weather: Fine

Section	L1980	L1800	L1600	L1400	L1200	L1000	L800	L600	L400	L200
Section Times	2:22.52 (0:12.54)	2:09.98 [2] (0:14.46)	1:55.52 [2] (0:13.97)	1:41.56 [1] (0:13.73)	1:27.82 [1] (0:15.08)	1:12.74 [1] (0:15.51)	0:57.23 [1] (0:15.56)	0:41.68 [1] (0:15.06)	0:26.61 [2] (0:13.61)	0:13.00 [2] (0:13.02)
Average Speed [km/h]	50.0	50.8	52.5	52.4	48.4	46.8	46.3	48.2	53.3	55.4
Top Speed [km/h]	50.9	51.7	53.2	53.4	50.6	48.7	46.7	49.7	56.8	56.8
Avg. Dist. to Rail [m]	5.3	3.4	2.7	5.4	1.6	1.2	1.3	1.3	1.4	3.4



- [ ] Ranking at each section and finish
- :-:- No data available at this section
- NA No data available

Horse/Jockey Name	Hadron Collider/W J House
Finish Rank	3
Fastest Section Time (Section)	0:13.16 (200-0)
Top Speed [km/h] (Section)	56.2 (400-200)
Race State	Finished



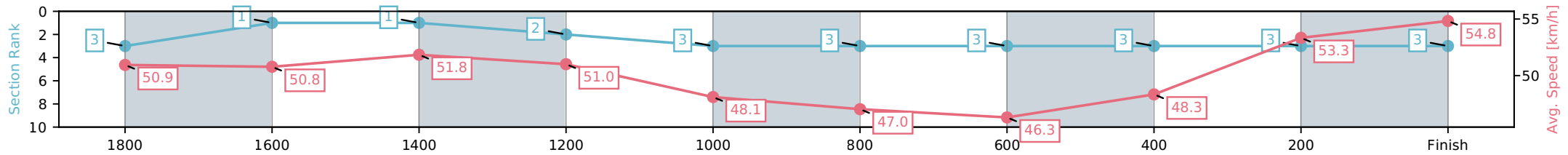
NZ Metropolitan Trotting Club Inc Harness  
 Race 6: THE LEGEND THAT'S MARTIN LARTER AUTUMN  
 FFA (MOBILE PACE) (Gr3) - 1980m



13 March 2026 - 7:40PM

Weather: Fine

Section	L1980	L1800	L1600	L1400	L1200	L1000	L800	L600	L400	L200
Section Times	2:22.85 (0:12.26)	2:10.59 [1] (0:14.47)	1:56.12 [1] (0:14.06)	1:42.06 [2] (0:14.12)	1:27.95 [3] (0:15.22)	1:12.73 [3] (0:15.47)	0:57.26 [3] (0:15.56)	0:41.70 [3] (0:15.04)	0:26.66 [3] (0:13.61)	0:13.04 [3] (0:13.16)
Average Speed [km/h]	50.9	50.8	51.8	51.0	48.1	47.0	46.3	48.3	53.3	54.8
Top Speed [km/h]	51.8	52.1	52.3	51.9	49.5	48.9	46.6	50.1	56.2	55.9
Avg. Dist. to Rail [m]	4.2	3.3	1.6	3.7	1.9	1.6	1.4	1.6	1.3	3.3



[ ] Ranking at each section and finish  
 -:-:- No data available at this section  
 NA No data available

Horse/Jockey Name	We Walk By Faith/B N Orange
Finish Rank	4
Fastest Section Time (Section)	0:13.15 (200-0)
Top Speed [km/h] (Section)	56.8 (400-200)
Race State	Finished



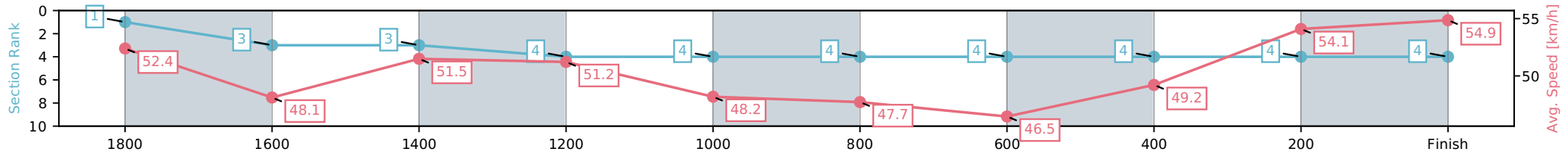
NZ Metropolitan Trotting Club Inc Harness  
 Race 6: THE LEGEND THAT'S MARTIN LARTER AUTUMN  
 FFA (MOBILE PACE) (Gr3) - 1980m



13 March 2026 - 7:40PM

Weather: Fine

Section	L1980	L1800	L1600	L1400	L1200	L1000	L800	L600	L400	L200
Section Times	2:23.05 (0:11.89)	2:11.16 [3] (0:15.10)	1:56.05 [3] (0:14.11)	1:41.94 [4] (0:14.07)	1:27.87 [4] (0:15.20)	1:12.67 [4] (0:15.47)	0:57.20 [4] (0:15.49)	0:41.71 [4] (0:14.98)	0:26.73 [4] (0:13.58)	0:13.14 [4] (0:13.15)
Average Speed [km/h]	52.4	48.1	51.5	51.2	48.2	47.7	46.5	49.2	54.1	54.9
Top Speed [km/h]	53.1	50.2	52.2	52.0	49.9	49.6	47.0	51.1	56.8	56.7
Avg. Dist. to Rail [m]	5.9	1.8	1.5	3.9	2.0	3.3	3.5	3.4	3.3	6.0



- [ ] Ranking at each section and finish
- :-:- No data available at this section
- NA No data available

Horse/Jockey Name	Vessem/O G Thornley
Finish Rank	5
Fastest Section Time (Section)	0:12.95 (200-0)
Top Speed [km/h] (Section)	57.3 (200-0)
Race State	Finished



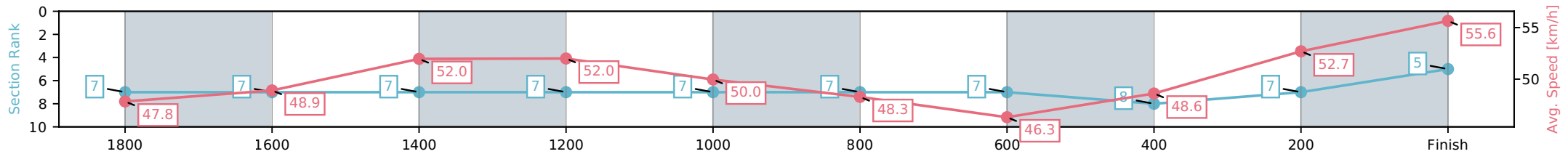
NZ Metropolitan Trotting Club Inc Harness  
 Race 6: THE LEGEND THAT'S MARTIN LARTER AUTUMN  
 FFA (MOBILE PACE) (Gr3) - 1980m



13 March 2026 - 7:40PM

Weather: Fine

Section	L1980	L1800	L1600	L1400	L1200	L1000	L800	L600	L400	L200
Section Times	2:23.49 (0:13.11)	2:10.38 [7] (0:15.08)	1:55.30 [7] (0:14.13)	1:41.17 [7] (0:13.85)	1:27.32 [7] (0:14.98)	1:12.34 [7] (0:15.23)	0:57.11 [7] (0:15.55)	0:41.56 [8] (0:14.80)	0:26.76 [7] (0:13.80)	0:12.96 [5] (0:12.95)
Average Speed [km/h]	47.8	48.9	52.0	52.0	50.0	48.3	46.3	48.6	52.7	55.6
Top Speed [km/h]	49.0	49.9	53.5	54.5	51.4	50.3	47.0	50.1	56.7	57.3
Avg. Dist. to Rail [m]	10.6	4.2	2.9	5.9	4.7	2.7	1.1	0.5	1.8	3.6



- [ ] Ranking at each section and finish
- :-:- No data available at this section
- NA No data available

Horse/Jockey Name	Alta Meteor/A M Butt
Finish Rank	6
Fastest Section Time (Section)	0:13.67 (200-0)
Top Speed [km/h] (Section)	54.6 (400-200)
Race State	Finished



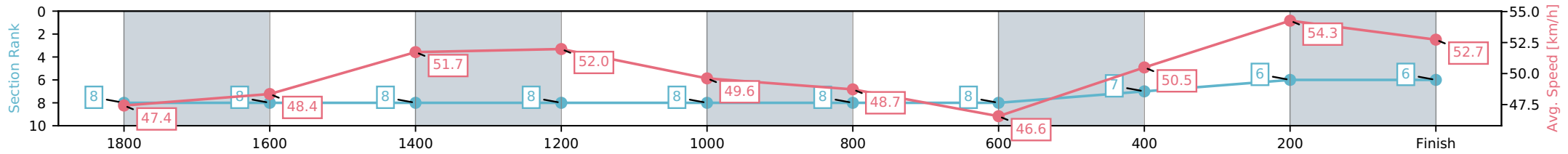
NZ Metropolitan Trotting Club Inc Harness  
 Race 6: THE LEGEND THAT'S MARTIN LARTER AUTUMN  
 FFA (MOBILE PACE) (Gr3) - 1980m



13 March 2026 - 7:40PM

Weather: Fine

Section	L1980	L1800	L1600	L1400	L1200	L1000	L800	L600	L400	L200
Section Times	2:24.05 (0:13.24)	2:10.81 [8] (0:15.27)	1:55.54 [8] (0:14.15)	1:41.39 [8] (0:13.86)	1:27.53 [8] (0:14.93)	1:12.60 [8] (0:15.07)	0:57.53 [8] (0:15.47)	0:42.06 [7] (0:14.72)	0:27.34 [6] (0:13.69)	0:13.65 [6] (0:13.67)
Average Speed [km/h]	47.4	48.4	51.7	52.0	49.6	48.7	46.6	50.5	54.3	52.7
Top Speed [km/h]	48.8	49.9	53.3	54.3	50.8	50.3	47.9	53.7	54.6	54.4
Avg. Dist. to Rail [m]	12.6	4.8	2.3	5.4	3.5	2.8	3.9	4.4	4.6	6.8



- [ ] Ranking at each section and finish
- :-:- No data available at this section
- NA No data available

Horse/Jockey Name	Ohoka Connor/T S Chmiel
Finish Rank	7
Fastest Section Time (Section)	0:13.86 (400-200)
Top Speed [km/h] (Section)	54.5 (400-200)
Race State	Finished



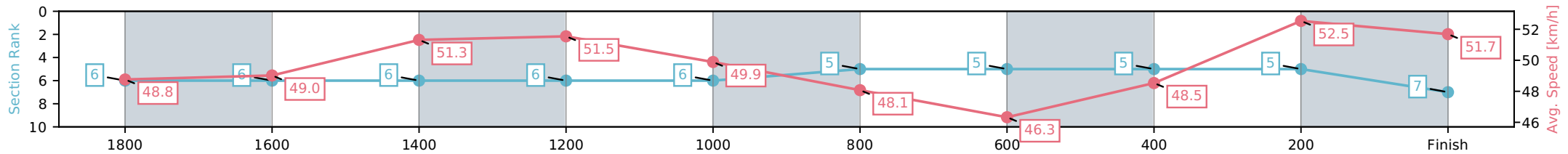
NZ Metropolitan Trotting Club Inc Harness  
 Race 6: THE LEGEND THAT'S MARTIN LARTER AUTUMN  
 FFA (MOBILE PACE) (Gr3) - 1980m



13 March 2026 - 7:40PM

Weather: Fine

Section	L1980	L1800	L1600	L1400	L1200	L1000	L800	L600	L400	L200
Section Times	2:24.28 (0:12.84)	2:11.44 [6] (0:14.86)	1:56.57 [6] (0:14.18)	1:42.39 [6] (0:13.98)	1:28.42 [6] (0:14.88)	1:13.53 [5] (0:15.19)	0:58.34 [5] (0:15.54)	0:42.79 [5] (0:15.03)	0:27.77 [5] (0:13.86)	0:13.91 [7] (0:13.95)
Average Speed [km/h]	48.8	49.0	51.3	51.5	49.9	48.1	46.3	48.5	52.5	51.7
Top Speed [km/h]	50.1	51.0	52.5	54.3	51.1	50.1	46.8	50.1	54.5	54.3
Avg. Dist. to Rail [m]	7.1	2.2	1.6	5.0	3.8	2.1	2.0	2.0	1.9	4.3



- [ ] Ranking at each section and finish
- :-:- No data available at this section
- NA No data available

Horse/Jockey Name	Bazooka/R D Close
Finish Rank	8
Fastest Section Time (Section)	0:13.98 (400-200)
Top Speed [km/h] (Section)	53.6 (200-0)
Race State	Finished



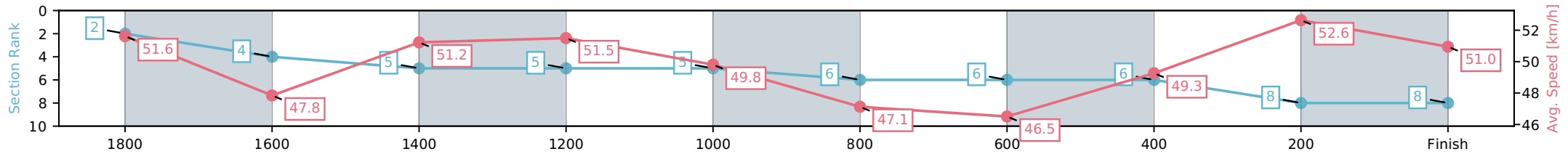
NZ Metropolitan Trotting Club Inc Harness  
 Race 6: THE LEGEND THAT'S MARTIN LARTER AUTUMN  
 FFA (MOBILE PACE) (Gr3) - 1980m



13 March 2026 - 7:40PM

Weather: Fine

Section	L1980	L1800	L1600	L1400	L1200	L1000	L800	L600	L400	L200
Section Times	2:24.73 (0:12.18)	2:12.55 [4] (0:15.19)	1:57.36 [5] (0:14.15)	1:43.21 [5] (0:13.98)	1:29.23 [5] (0:14.89)	1:14.34 [6] (0:15.79)	0:58.55 [6] (0:15.48)	0:43.06 [6] (0:14.98)	0:28.08 [8] (0:13.98)	0:14.11 [8] (0:14.15)
Average Speed [km/h]	51.6	47.8	51.2	51.5	49.8	47.1	46.5	49.3	52.6	51.0
Top Speed [km/h]	53.3	49.3	52.1	52.9	50.5	49.8	47.1	51.5	53.5	53.6
Avg. Dist. to Rail [m]	2.0	1.6	1.1	4.0	3.6	4.2	3.7	3.5	3.3	5.1



- [ ] Ranking at each section and finish
- :-:- No data available at this section
- NA No data available