



# NZ Metropolitan Trotting Club Inc Harness

Race 8: GARRARDS HORSE & HOUND PROUDLY SUPPORTS TEAM TEAL HCP TROT - 2600m

13 March 2026 - 8:39PM



Weather: Fine

Field Times	3:22.40	3:04.98	2:49.68	2:33.82	2:18.65	2:02.79	1:47.25	1:31.92
(Race Tempo)	(0:17.42)	(0:15.30)	(0:15.86)	(0:15.17)	(0:15.86)	(0:15.54)	(0:15.33)	(0:15.72)

Rank	TAB#	Horse	Overall Time	First 400m	Top Speed km/h (Section)	L2600	L2400	L2200	L2000	L1800	L1600	L1400	L1200
	(BAR#)	Driver	Margin (DT-W)	Last 600m	Fastest Section (Time)	Start - 2400	2400 - 2200	2200 - 2000	2000 - 1800	1800 - 1600	1600 - 1400	1400 - 1200	1200 - 1000
1	13	Makaku	3:22.40	0:35.46	54.1 (200-0)	3:22.40	3:02.06 [9]	2:46.94 [9]	2:31.37 [9]	2:15.83 [10]	2:00.25 [10]	1:45.29 [10]	1:30.60 [8]
	(U2)	B T Hope		0:44.25	200-0 (0:13.64)	(0:20.34)	(0:15.12)	(0:15.58)	(0:15.54)	(0:15.58)	(0:14.96)	(0:14.69)	(0:15.35)
2	8	Hoof It Hagrid	3:22.60	0:32.72	52.6 (200-0)	3:22.60	3:05.18 [1]	2:49.88 [1]	2:34.02 [1]	2:18.48 [2]	2:02.61 [2]	1:47.11 [2]	1:31.77 [2]
	(U2)	John R Dunn	1.1L (-25)	0:44.87	200-0 (0:13.92)	(0:17.42)	(0:15.30)	(0:15.86)	(0:15.54)	(0:15.87)	(0:15.50)	(0:15.34)	(0:15.72)
3	3	Tu Tangata	3:22.74	0:33.77	54.3 (200-0)	3:22.74	3:04.16 [5]	2:48.97 [5]	2:33.10 [5]	2:17.58 [5]	2:01.69 [5]	1:46.27 [6]	1:30.97 [7]
	(3)	P C Nairn	1.9L (-24)	0:43.98	200-0 (0:13.54)	(0:18.58)	(0:15.19)	(0:15.87)	(0:15.53)	(0:15.89)	(0:15.42)	(0:15.30)	(0:15.73)
4	11	B D Hall	3:23.04	0:34.88	51.4 (200-0)	3:23.04	3:03.34 [8]	2:48.16 [8]	2:32.29 [8]	2:16.79 [8]	2:01.26 [8]	1:46.25 [8]	1:31.53 [6]
	(3)	A M Butt	3.5L (-5)	0:45.23	200-0 (0:14.44)	(0:19.70)	(0:15.18)	(0:15.86)	(0:15.50)	(0:15.53)	(0:15.01)	(0:14.71)	(0:15.34)
5	1	Kowhai Summit	3:23.13	0:33.38	52.2 (200-0)	3:23.13	3:04.99 [3]	2:49.76 [4]	2:33.86 [4]	2:18.29 [4]	2:02.44 [4]	1:46.96 [4]	1:31.67 [5]
	(1)	H M Sail	4.0L (-25)	0:44.70	200-0 (0:14.13)	(0:18.14)	(0:15.24)	(0:15.89)	(0:15.57)	(0:15.86)	(0:15.47)	(0:15.29)	(0:15.74)
6	6	T K Megastar	3:23.22	0:33.05	51.9 (200-0)	3:23.22	3:05.50 [2]	2:50.17 [2]	2:34.29 [3]	2:18.73 [3]	2:02.87 [3]	1:47.37 [3]	1:32.06 [3]
	(6)	J F Curtin	4.5L (-26)	0:45.13	200-0 (0:14.18)	(0:17.72)	(0:15.33)	(0:15.88)	(0:15.56)	(0:15.86)	(0:15.50)	(0:15.31)	(0:15.72)
7	5	Kracka Looka	3:23.35	0:33.20	51.8 (2400-2200)	3:23.35	3:05.07 [4]	2:50.15 [3]	2:34.76 [2]	2:19.60 [1]	2:03.74 [1]	1:48.20 [1]	1:32.87 [1]
	(5)	Brad Williamson	5.2L (-21)	0:45.99	200-0 (0:14.90)	(0:18.28)	(0:14.92)	(0:15.38)	(0:15.17)	(0:15.86)	(0:15.54)	(0:15.33)	(0:15.72)
8	10	MM Sunshine	3:23.46	0:34.13	53.8 (200-0)	3:23.46	3:04.49 [6]	2:49.33 [6]	2:33.47 [6]	2:17.94 [6]	2:02.05 [6]	1:46.68 [7]	1:31.38 [9]
	(2)	R D Holmes	5.9L (-20)	0:44.37	200-0 (0:13.93)	(0:18.97)	(0:15.16)	(0:15.86)	(0:15.53)	(0:15.90)	(0:15.37)	(0:15.30)	(0:15.72)
9	12	Forgiveness	3:24.20	0:35.50	51.3 (200-0)	3:24.20	3:03.50 [11]	2:48.70 [10]	2:33.12 [10]	2:17.92 [9]	2:02.37 [9]	1:47.11 [9]	1:31.77 [11]
	(U1)	W J House	10.0L (-12)	0:45.44	200-0 (0:14.54)	(0:20.70)	(0:14.80)	(0:15.58)	(0:15.20)	(0:15.56)	(0:15.26)	(0:15.34)	(0:15.40)
10	9	Petite Trixton	3:24.27	0:34.50	50.0 (2400-2200)	3:24.27	3:04.94 [7]	2:49.77 [7]	2:33.85 [7]	2:18.36 [7]	2:02.79 [7]	1:47.80 [5]	1:33.08 [4]
	(1)	S E O'Reilly	10.4L (-6)	0:46.84	1400-1200 (0:14.72)	(0:19.34)	(0:15.16)	(0:15.92)	(0:15.49)	(0:15.57)	(0:14.99)	(0:14.72)	(0:15.31)

Scratched: Nobilo (#2)  
Did Not Finish: Aspirational Dream (#4)

- [ ] Position in running at each section and finish
- :-:- No data available at this section
- NA No data available
- DNT Did not track
- TAB# Saddle cloth number
- BAR# Barrier/Gate Position
- DNF Did not finish
- DT-W Distance travelled compared to winner in metres
- Fastest split
- Fastest section



# NZ Metropolitan Trotting Club Inc Harness

Race 8: GARRARDS HORSE & HOUND PROUDLY SUPPORTS TEAM TEAL HCP TROT - 2600m

13 March 2026 - 8:39PM

Weather: Fine



Field Times	3:22.40	3:04.98	2:49.68	2:33.82	2:18.65	2:02.79	1:47.25	1:31.92
(Race Tempo)	(0:17.42)	(0:15.30)	(0:15.86)	(0:15.17)	(0:15.86)	(0:15.54)	(0:15.33)	(0:15.72)

Rank	TAB#	Horse	Overall Time	First 400m	Top Speed km/h (Section)	L2600	L2400	L2200	L2000	L1800	L1600	L1400	L1200
	(BAR#)	Driver	Margin (DT-W)	Last 600m	Fastest Section (Time)	Start - 2400	2400 - 2200	2200 - 2000	2000 - 1800	1800 - 1600	1600 - 1400	1400 - 1200	1200 - 1000
11	7	Harriet's Moment	3:26.84	0:35.78	52.0 (2400-2200)	3:26.84	3:06.35 [10]	2:51.06 [11]	2:35.42 [11]	2:19.94 [11]	2:04.34 [11]	1:49.43 [11]	1:34.74 [10]
	(U1)	R T May	24.6L (+0)	0:48.45	1400-1200 (0:14.69)	(0:20.49)	(0:15.29)	(0:15.64)	(0:15.48)	(0:15.60)	(0:14.91)	(0:14.69)	(0:15.35)

Scratched: Nobilo (#2)  
 Did Not Finish: Aspirational Dream (#4)

- [ ] Position in running at each section and finish
- [-:-:-] No data available at this section
- NA No data available
- DNT Did not track
- TAB# Saddle cloth number
- BAR# Barrier/Gate Position
- DNF Did not finish
- DT-W Distance travelled compared to winner in metres
- Fastest split
- Fastest section



# NZ Metropolitan Trotting Club Inc Harness

Race 8: GARRARDS HORSE & HOUND PROUDLY SUPPORTS TEAM TEAL HCP TROT - 2600m

13 March 2026 - 8:39PM



Weather: Fine

Field Times	1:16.20	1:00.46	0:45.01	0:29.28	0:13.93
(Race Tempo)	(0:15.74)	(0:15.44)	(0:15.73)	(0:15.36)	(0:13.93)

Rank	TAB#	Horse	Overall Time	First 400m	Top Speed km/h (Section)	L1000	L800	L600	L400	L200			
	(BAR#)	Driver	Margin (DT-W)	Last 600m	Fastest Section (Time)	1000 - 800	800 - 600	600 - 400	400 - 200	200 - Finish			
1	13	Makaku	3:22.40	0:35.46	54.1 (200-0)	1:15.25 [6]	0:59.60 [6]	0:44.24 [6]	0:28.47 [6]	0:13.64 [5]			
	(U2)	B T Hope		0:44.25	200-0 (0:13.64)	(0:15.65)	(0:15.36)	(0:15.78)	(0:14.83)	(0:13.64)			
2	8	Hoof It Hagrid	3:22.60	0:32.72	52.6 (200-0)	1:16.05 [3]	1:00.32 [3]	0:44.87 [3]	0:29.14 [3]	0:13.91 [4]			
	(U2)	John R Dunn	1.1L (-25)	0:44.87	200-0 (0:13.92)	(0:15.74)	(0:15.45)	(0:15.73)	(0:15.22)	(0:13.92)			
3	3	Tu Tangata	3:22.74	0:33.77	54.3 (200-0)	1:15.24 [9]	0:59.48 [9]	0:43.98 [9]	0:28.30 [9]	0:13.54 [8]			
	(3)	P C Nairn	1.9L (-24)	0:43.98	200-0 (0:13.54)	(0:15.76)	(0:15.50)	(0:15.68)	(0:14.76)	(0:13.54)			
4	11	B D Hall	3:23.04	0:34.88	51.4 (200-0)	1:16.20 [4]	1:00.54 [4]	0:45.19 [4]	0:29.40 [4]	0:14.40 [2]			
	(3)	A M Butt	3.5L (-5)	0:45.23	200-0 (0:14.44)	(0:15.65)	(0:15.36)	(0:15.79)	(0:15.00)	(0:14.44)			
5	1	Kowhai Summit	3:23.13	0:33.38	52.2 (200-0)	1:15.94 [7]	1:00.19 [7]	0:44.70 [7]	0:29.02 [7]	0:14.12 [6]			
	(1)	H M Sail	4.0L (-25)	0:44.70	200-0 (0:14.13)	(0:15.75)	(0:15.49)	(0:15.68)	(0:14.89)	(0:14.13)			
6	6	T K Megastar	3:23.22	0:33.05	51.9 (200-0)	1:16.34 [5]	1:00.60 [5]	0:45.12 [5]	0:29.41 [5]	0:14.17 [7]			
	(6)	J F Curtin	4.5L (-26)	0:45.13	200-0 (0:14.18)	(0:15.74)	(0:15.47)	(0:15.71)	(0:15.24)	(0:14.18)			
7	5	Kracka Looka	3:23.35	0:33.20	51.8 (2400-2200)	1:17.15 [1]	1:01.41 [1]	0:45.96 [1]	0:30.23 [1]	0:14.88 [1]			
	(5)	Brad Williamson	5.2L (-21)	0:45.99	200-0 (0:14.90)	(0:15.74)	(0:15.44)	(0:15.73)	(0:15.36)	(0:14.90)			
8	10	MM Sunshine	3:23.46	0:34.13	53.8 (200-0)	1:15.65 [10]	0:59.87 [11]	0:44.37 [11]	0:28.71 [11]	0:13.93 [10]			
	(2)	R D Holmes	5.9L (-20)	0:44.37	200-0 (0:13.93)	(0:15.79)	(0:15.50)	(0:15.66)	(0:14.78)	(0:13.93)			
9	12	Forgiveness	3:24.20	0:35.50	51.3 (200-0)	1:16.37 [11]	1:00.75 [10]	0:45.40 [10]	0:29.64 [10]	0:14.50 [11]			
	(U1)	W J House	10.0L (-12)	0:45.44	200-0 (0:14.54)	(0:15.62)	(0:15.35)	(0:15.76)	(0:15.14)	(0:14.54)			
10	9	Petite Trixton	3:24.27	0:34.50	50.0 (2400-2200)	1:17.77 [2]	1:02.12 [2]	0:46.75 [2]	0:30.94 [2]	0:15.63 [3]			
	(1)	S E O'Reilly	10.4L (-6)	0:46.84	1400-1200 (0:14.72)	(0:15.65)	(0:15.38)	(0:15.81)	(0:15.31)	(0:15.72)			

Scratched: Nobilo (#2)  
Did Not Finish: Aspirational Dream (#4)

[ ] Position in running at each section and finish TAB# Saddle cloth number

Fastest split

-:-:- No data available at this section

BAR# Barrier/Gate Position

Fastest section

NA No data available

DNF Did not finish

DNT Did not track

DT-W Distance travelled compared to winner in metres



# NZ Metropolitan Trotting Club Inc Harness

Race 8: GARRARDS HORSE & HOUND PROUDLY SUPPORTS TEAM TEAL HCP TROT - 2600m

13 March 2026 - 8:39PM

Weather: Fine



Field Times	1:16.20	1:00.46	0:45.01	0:29.28	0:13.93
(Race Tempo)	(0:15.74)	(0:15.44)	(0:15.73)	(0:15.36)	(0:13.93)

Rank	TAB#	Horse	Overall Time	First 400m	Top Speed km/h (Section)	L1000	L800	L600	L400	L200			
	(BAR#)	Driver	Margin (DT-W)	Last 600m	Fastest Section (Time)	1000 - 800	800 - 600	600 - 400	400 - 200	200 - Finish			
11	7	Harriet's Moment	3:26.84	0:35.78	52.0 (2400-2200)	1:19.39 [8]	1:03.74 [8]	0:48.38 [8]	0:32.60 [8]	0:17.58 [9]			
	(U1)	R T May	24.6L (+0)	0:48.45	1400-1200 (0:14.69)	(0:15.65)	(0:15.36)	(0:15.78)	(0:15.01)	(0:17.66)			

Scrapped: Nobilo (#2)  
 Did Not Finish: Aspirational Dream (#4)

[ ] Position in running at each section and finish TAB# Saddle cloth number

Fastest split

-:--:-- No data available at this section

BAR# Barrier/Gate Position

Fastest section

NA No data available

DNF Did not finish

DNT Did not track

DT-W Distance travelled compared to winner in metres

Horse/Jockey Name	Makaku/B T Hope
Finish Rank	1
Fastest Section Time (Section)	0:13.64 (200-0)
Top Speed [km/h] (Section)	54.1 (200-0)
Race State	Finished



NZ Metropolitan Trotting Club Inc Harness

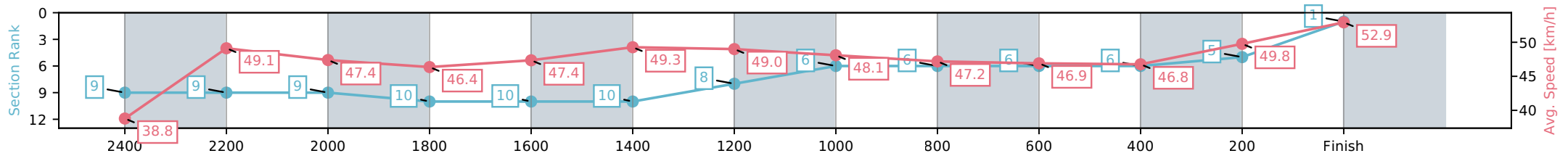
Race 8: GARRARDS HORSE & HOUND PROUDLY SUPPORTS TEAM TEAL HCP TROT - 2600m



13 March 2026 - 8:39PM

Weather: Fine

Section	L2600	L2400	L2200	L2000	L1800	L1600	L1400	L1200	L1000	L800	L600	L400	L200
Section Times	3:22.40 (0:20.34)	3:02.06 [9] (0:15.12)	2:46.94 [9] (0:15.58)	2:31.37 [10] (0:15.54)	2:15.83 [10] (0:15.58)	2:00.25 [10] (0:14.96)	1:45.29 [8] (0:14.69)	1:30.60 [6] (0:15.35)	1:15.25 [6] (0:15.65)	0:59.60 [6] (0:15.36)	0:44.24 [6] (0:15.78)	0:28.47 [5] (0:14.83)	0:13.64 [1] (0:13.64)
Average Speed [km/h]	38.8	49.1	47.4	46.4	47.4	49.3	49.0	48.1	47.2	46.9	46.8	49.8	52.9
Top Speed [km/h]	49.9	51.4	49.3	47.9	48.5	50.5	50.0	49.0	48.8	47.4	47.9	53.3	54.1
Avg. Dist. to Rail [m]	14.6	4.2	3.6	4.6	3.8	3.3	5.5	3.1	3.4	4.5	3.6	4.5	9.6



- [ ] Ranking at each section and finish
- :-:- No data available at this section
- NA No data available

Horse/Jockey Name	Hoof It Hagrid/John R Dunn
Finish Rank	2
Fastest Section Time (Section)	0:13.92 (200-0)
Top Speed [km/h] (Section)	52.6 (200-0)
Race State	Finished



NZ Metropolitan Trotting Club Inc Harness

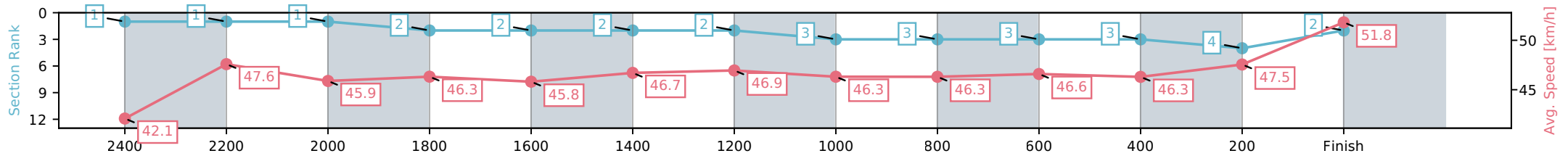
Race 8: GARRARDS HORSE & HOUND PROUDLY  
SUPPORTS TEAM TEAL HCP TROT - 2600m



13 March 2026 - 8:39PM

Weather: Fine

Section	L2600	L2400	L2200	L2000	L1800	L1600	L1400	L1200	L1000	L800	L600	L400	L200
Section Times	3:22.60 (0:17.42)	3:05.18 [1] (0:15.30)	2:49.88 [1] (0:15.86)	2:34.02 [2] (0:15.54)	2:18.48 [2] (0:15.87)	2:02.61 [2] (0:15.50)	1:47.11 [2] (0:15.34)	1:31.77 [3] (0:15.72)	1:16.05 [3] (0:15.74)	1:00.32 [3] (0:15.45)	0:44.87 [3] (0:15.73)	0:29.14 [4] (0:15.22)	0:13.91 [2] (0:13.92)
Average Speed [km/h]	42.1	47.6	45.9	46.3	45.8	46.7	46.9	46.3	46.3	46.6	46.3	47.5	51.8
Top Speed [km/h]	50.8	50.2	47.3	47.5	47.2	47.0	47.2	46.9	47.7	46.9	46.6	50.4	52.6
Avg. Dist. to Rail [m]	12.5	1.7	1.6	2.3	1.6	1.0	3.1	1.4	1.7	2.7	1.9	1.0	3.3



- [ ] Ranking at each section and finish
- :-:- No data available at this section
- NA No data available

Horse/Jockey Name	Tu Tangata/P C Nairn
Finish Rank	3
Fastest Section Time (Section)	0:13.54 (200-0)
Top Speed [km/h] (Section)	54.3 (200-0)
Race State	Finished



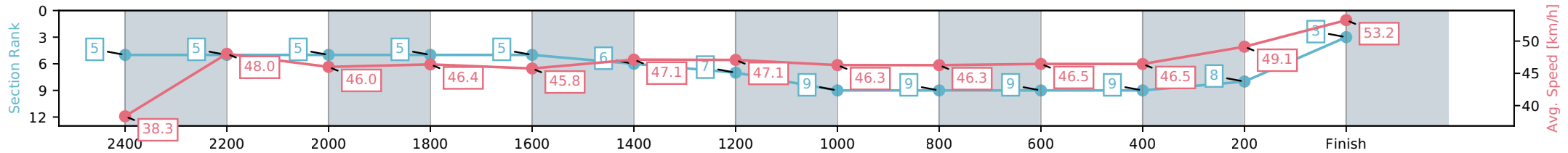
NZ Metropolitan Trotting Club Inc Harness  
 Race 8: GARRARDS HORSE & HOUND PROUDLY  
 SUPPORTS TEAM TEAL HCP TROT - 2600m



13 March 2026 - 8:39PM

Weather: Fine

Section	L2600	L2400	L2200	L2000	L1800	L1600	L1400	L1200	L1000	L800	L600	L400	L200
Section Times	3:22.74 (0:18.58)	3:04.16 [5] (0:15.19)	2:48.97 [5] (0:15.87)	2:33.10 [5] (0:15.53)	2:17.58 [5] (0:15.89)	2:01.69 [6] (0:15.42)	1:46.27 [7] (0:15.30)	1:30.97 [9] (0:15.73)	1:15.24 [9] (0:15.76)	0:59.48 [9] (0:15.50)	0:43.98 [9] (0:15.68)	0:28.30 [8] (0:14.76)	0:13.54 [3] (0:13.54)
Average Speed [km/h]	38.3	48.0	46.0	46.4	45.8	47.1	47.1	46.3	46.3	46.5	46.5	49.1	53.2
Top Speed [km/h]	50.8	50.8	48.1	48.2	47.9	47.7	47.9	47.8	47.8	47.2	47.6	53.6	54.3
Avg. Dist. to Rail [m]	3.6	1.9	2.0	2.6	1.8	1.4	3.4	1.5	1.8	2.9	1.9	1.4	4.0



- [ ] Ranking at each section and finish
- :-:- No data available at this section
- NA No data available

Horse/Jockey Name	B D Hall/A M Butt
Finish Rank	4
Fastest Section Time (Section)	0:14.44 (200-0)
Top Speed [km/h] (Section)	51.4 (200-0)
Race State	Finished



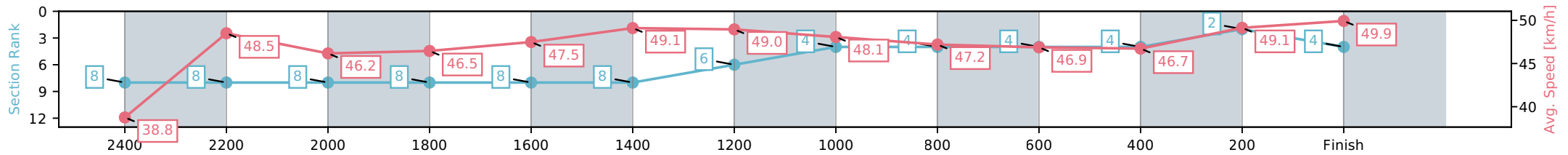
NZ Metropolitan Trotting Club Inc Harness  
 Race 8: GARRARDS HORSE & HOUND PROUDLY  
 SUPPORTS TEAM TEAL HCP TROT - 2600m



13 March 2026 - 8:39PM

Weather: Fine

Section	L2600	L2400	L2200	L2000	L1800	L1600	L1400	L1200	L1000	L800	L600	L400	L200
Section Times	3:23.04 (0:19.70)	3:03.34 [8] (0:15.18)	2:48.16 [8] (0:15.86)	2:32.29 [8] (0:15.50)	2:16.79 [8] (0:15.53)	2:01.26 [8] (0:15.01)	1:46.25 [6] (0:14.71)	1:31.53 [4] (0:15.34)	1:16.20 [4] (0:15.65)	1:00.54 [4] (0:15.36)	0:45.19 [4] (0:15.79)	0:29.40 [2] (0:15.00)	0:14.40 [4] (0:14.44)
Average Speed [km/h]	38.8	48.5	46.2	46.5	47.5	49.1	49.0	48.1	47.2	46.9	46.7	49.1	49.9
Top Speed [km/h]	48.4	49.8	48.3	48.0	48.5	49.9	49.7	48.7	48.7	47.3	47.5	51.4	51.4
Avg. Dist. to Rail [m]	9.9	3.2	2.6	4.5	3.8	3.3	5.5	3.0	3.5	4.7	3.6	4.0	9.2



- [ ] Ranking at each section and finish
- :-:- No data available at this section
- NA No data available

Horse/Jockey Name	Kowhai Summit/H M Sail
Finish Rank	5
Fastest Section Time (Section)	0:14.13 (200-0)
Top Speed [km/h] (Section)	52.2 (200-0)
Race State	Finished



NZ Metropolitan Trotting Club Inc Harness

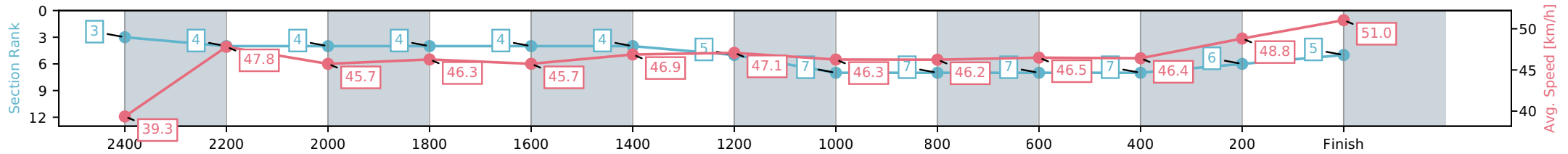
Race 8: GARRARDS HORSE & HOUND PROUDLY SUPPORTS TEAM TEAL HCP TROT - 2600m



13 March 2026 - 8:39PM

Weather: Fine

Section	L2600	L2400	L2200	L2000	L1800	L1600	L1400	L1200	L1000	L800	L600	L400	L200
Section Times	3:23.13 (0:18.14)	3:04.99 [4] (0:15.24)	2:49.76 [4] (0:15.89)	2:33.86 [4] (0:15.57)	2:18.29 [4] (0:15.86)	2:02.44 [4] (0:15.47)	1:46.96 [5] (0:15.29)	1:31.67 [7] (0:15.74)	1:15.94 [7] (0:15.75)	1:00.19 [7] (0:15.49)	0:44.70 [7] (0:15.68)	0:29.02 [6] (0:14.89)	0:14.12 [5] (0:14.13)
Average Speed [km/h]	39.3	47.8	45.7	46.3	45.7	46.9	47.1	46.3	46.2	46.5	46.4	48.8	51.0
Top Speed [km/h]	50.5	50.5	47.5	47.9	47.6	47.3	47.5	46.8	47.7	47.1	47.5	52.1	52.2
Avg. Dist. to Rail [m]	2.0	1.6	1.6	2.3	1.5	1.1	3.3	1.4	1.7	2.8	1.9	2.2	9.7



- [ ] Ranking at each section and finish
- :-:- No data available at this section
- NA No data available

Horse/Jockey Name	T K Megastar/J F Curtin
Finish Rank	6
Fastest Section Time (Section)	0:14.18 (200-0)
Top Speed [km/h] (Section)	51.9 (200-0)
Race State	Finished



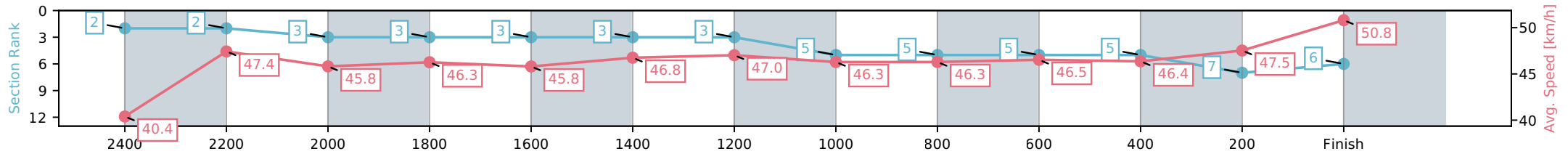
NZ Metropolitan Trotting Club Inc Harness  
 Race 8: GARRARDS HORSE & HOUND PROUDLY  
 SUPPORTS TEAM TEAL HCP TROT - 2600m



13 March 2026 - 8:39PM

Weather: Fine

Section	L2600	L2400	L2200	L2000	L1800	L1600	L1400	L1200	L1000	L800	L600	L400	L200
Section Times	3:23.22 (0:17.72)	3:05.50 [2] (0:15.33)	2:50.17 [3] (0:15.88)	2:34.29 [3] (0:15.56)	2:18.73 [3] (0:15.86)	2:02.87 [3] (0:15.50)	1:47.37 [3] (0:15.31)	1:32.06 [5] (0:15.72)	1:16.34 [5] (0:15.74)	1:00.60 [5] (0:15.47)	0:45.12 [5] (0:15.71)	0:29.41 [7] (0:15.24)	0:14.17 [6] (0:14.18)
Average Speed [km/h]	40.4	47.4	45.8	46.3	45.8	46.8	47.0	46.3	46.3	46.5	46.4	47.5	50.8
Top Speed [km/h]	49.7	49.1	47.4	47.5	47.2	47.1	47.2	46.8	47.7	47.0	47.1	49.9	51.9
Avg. Dist. to Rail [m]	7.1	1.4	1.6	2.4	1.6	1.1	3.2	1.4	1.8	2.8	1.9	1.0	2.0



- [ ] Ranking at each section and finish
- :-:- No data available at this section
- NA No data available

Horse/Jockey Name	Kracka Looka/Brad Williamson
Finish Rank	7
Fastest Section Time (Section)	0:14.90 (200-0)
Top Speed [km/h] (Section)	51.8 (2400-2200)
Race State	Finished



NZ Metropolitan Trotting Club Inc Harness

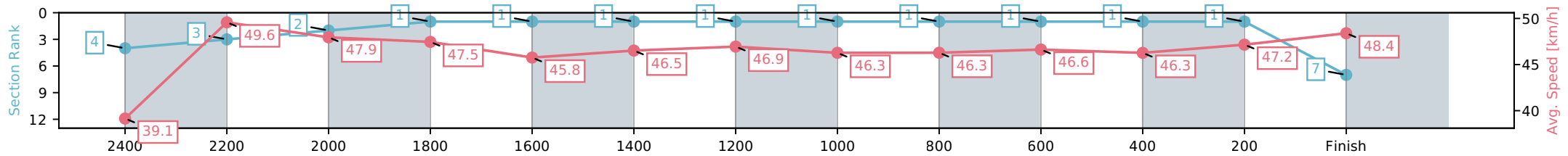
Race 8: GARRARDS HORSE & HOUND PROUDLY SUPPORTS TEAM TEAL HCP TROT - 2600m



13 March 2026 - 8:39PM

Weather: Fine

Section	L2600	L2400	L2200	L2000	L1800	L1600	L1400	L1200	L1000	L800	L600	L400	L200
Section Times	3:23.35 (0:18.28)	3:05.07 [3] (0:14.92)	2:50.15 [2] (0:15.38)	2:34.76 [1] (0:15.17)	2:19.60 [1] (0:15.86)	2:03.74 [1] (0:15.54)	1:48.20 [1] (0:15.33)	1:32.87 [1] (0:15.72)	1:17.15 [1] (0:15.74)	1:01.41 [1] (0:15.44)	0:45.96 [1] (0:15.73)	0:30.23 [1] (0:15.36)	0:14.88 [7] (0:14.90)
Average Speed [km/h]	39.1	49.6	47.9	47.5	45.8	46.5	46.9	46.3	46.3	46.6	46.3	47.2	48.4
Top Speed [km/h]	51.7	51.8	49.7	47.9	46.7	46.9	47.2	46.9	47.5	46.8	46.7	48.1	48.6
Avg. Dist. to Rail [m]	8.1	3.5	3.4	2.7	1.3	0.8	2.9	1.3	1.7	2.7	1.8	1.3	5.3



- [ ] Ranking at each section and finish
- :-:- No data available at this section
- NA No data available

Horse/Jockey Name	MM Sunshine/R D Holmes
Finish Rank	8
Fastest Section Time (Section)	0:13.93 (200-0)
Top Speed [km/h] (Section)	53.8 (200-0)
Race State	Finished



NZ Metropolitan Trotting Club Inc Harness

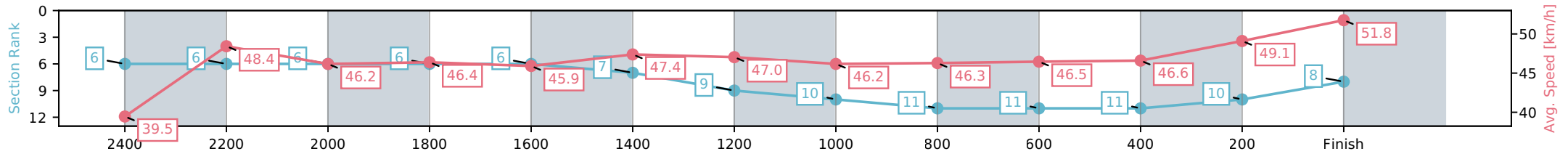
Race 8: GARRARDS HORSE & HOUND PROUDLY SUPPORTS TEAM TEAL HCP TROT - 2600m



13 March 2026 - 8:39PM

Weather: Fine

Section	L2600	L2400	L2200	L2000	L1800	L1600	L1400	L1200	L1000	L800	L600	L400	L200
Section Times	3:23.46 (0:18.97)	3:04.49 [6] (0:15.16)	2:49.33 [6] (0:15.86)	2:33.47 [6] (0:15.53)	2:17.94 [6] (0:15.90)	2:02.05 [7] (0:15.37)	1:46.68 [9] (0:15.30)	1:31.38 [10] (0:15.72)	1:15.65 [11] (0:15.79)	0:59.87 [11] (0:15.50)	0:44.37 [11] (0:15.66)	0:28.71 [10] (0:14.78)	0:13.93 [8] (0:13.93)
Average Speed [km/h]	39.5	48.4	46.2	46.4	45.9	47.4	47.0	46.2	46.3	46.5	46.6	49.1	51.8
Top Speed [km/h]	50.1	50.5	47.9	48.6	48.1	48.0	47.9	47.3	47.9	47.2	48.1	53.2	53.8
Avg. Dist. to Rail [m]	5.2	2.6	2.6	3.0	2.3	1.7	3.8	1.2	2.0	3.4	2.2	1.3	4.5



- [ ] Ranking at each section and finish
- :-:- No data available at this section
- NA No data available

Horse/Jockey Name	Forgiveness/W J House
Finish Rank	9
Fastest Section Time (Section)	0:14.54 (200-0)
Top Speed [km/h] (Section)	51.3 (200-0)
Race State	Finished



NZ Metropolitan Trotting Club Inc Harness

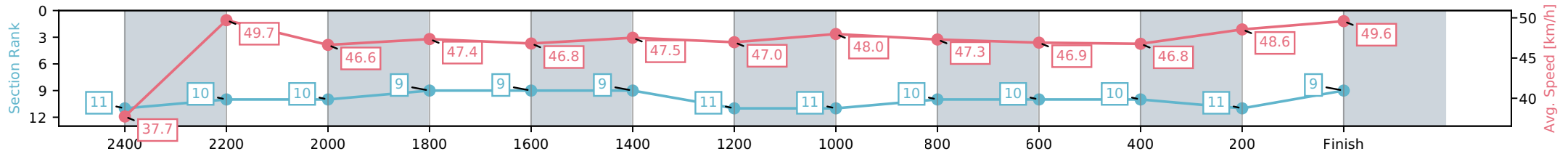
Race 8: GARRARDS HORSE & HOUND PROUDLY  
SUPPORTS TEAM TEAL HCP TROT - 2600m



13 March 2026 - 8:39PM

Weather: Fine

Section	L2600	L2400	L2200	L2000	L1800	L1600	L1400	L1200	L1000	L800	L600	L400	L200
Section Times	3:24.20 (0:20.70)	3:03.50 [10] (0:14.80)	2:48.70 [10] (0:15.58)	2:33.12 [9] (0:15.20)	2:17.92 [9] (0:15.56)	2:02.37 [9] (0:15.26)	1:47.11 [11] (0:15.34)	1:31.77 [11] (0:15.40)	1:16.37 [10] (0:15.62)	1:00.75 [10] (0:15.35)	0:45.40 [10] (0:15.76)	0:29.64 [11] (0:15.14)	0:14.50 [9] (0:14.54)
Average Speed [km/h]	37.7	49.7	46.6	47.4	46.8	47.5	47.0	48.0	47.3	46.9	46.8	48.6	49.6
Top Speed [km/h]	49.3	50.3	49.6	48.2	48.1	48.3	47.7	48.9	49.3	47.7	48.0	51.1	51.3
Avg. Dist. to Rail [m]	12.8	3.3	1.5	2.7	1.9	1.3	3.8	3.1	3.7	4.7	3.6	3.3	5.5



- [ ] Ranking at each section and finish
- :-:- No data available at this section
- NA No data available

Horse/Jockey Name	Petite Trixton/S E O'Reilly
Finish Rank	10
Fastest Section Time (Section)	0:14.72 (1400-1200)
Top Speed [km/h] (Section)	50.0 (2400-2200)
Race State	Finished



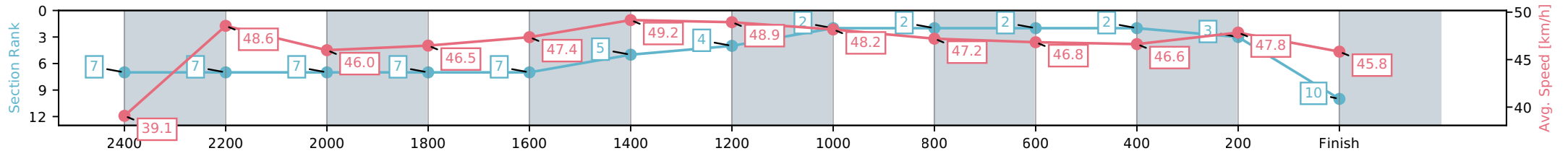
NZ Metropolitan Trotting Club Inc Harness  
 Race 8: GARRARDS HORSE & HOUND PROUDLY  
 SUPPORTS TEAM TEAL HCP TROT - 2600m



13 March 2026 - 8:39PM

Weather: Fine

Section	L2600	L2400	L2200	L2000	L1800	L1600	L1400	L1200	L1000	L800	L600	L400	L200
Section Times	3:24.27 (0:19.34)	3:04.94 [7] (0:15.16)	2:49.77 [7] (0:15.92)	2:33.85 [7] (0:15.49)	2:18.36 [7] (0:15.57)	2:02.79 [5] (0:14.99)	1:47.80 [4] (0:14.72)	1:33.08 [2] (0:15.31)	1:17.77 [2] (0:15.65)	1:02.12 [2] (0:15.38)	0:46.75 [2] (0:15.81)	0:30.94 [3] (0:15.31)	0:15.63 [10] (0:15.72)
Average Speed [km/h]	39.1	48.6	46.0	46.5	47.4	49.2	48.9	48.2	47.2	46.8	46.6	47.8	45.8
Top Speed [km/h]	49.3	50.0	47.7	48.2	48.4	49.8	49.7	48.7	48.3	47.2	47.1	49.3	49.3
Avg. Dist. to Rail [m]	5.7	3.0	2.5	4.3	3.8	3.2	5.2	3.1	3.4	4.5	3.5	2.9	7.5



- [ ] Ranking at each section and finish
- :-:- No data available at this section
- NA No data available

Horse/Jockey Name	Harriet's Moment/R T May
Finish Rank	11
Fastest Section Time (Section)	0:14.69 (1400-1200)
Top Speed [km/h] (Section)	52.0 (2400-2200)
Race State	Finished



NZ Metropolitan Trotting Club Inc Harness

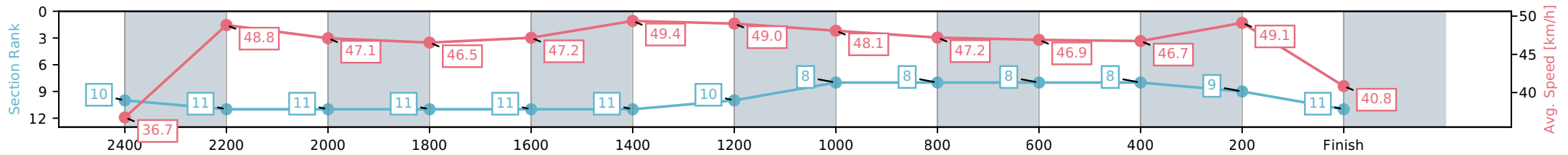
Race 8: GARRARDS HORSE & HOUND PROUDLY  
SUPPORTS TEAM TEAL HCP TROT - 2600m



13 March 2026 - 8:39PM

Weather: Fine

Section	L2600	L2400	L2200	L2000	L1800	L1600	L1400	L1200	L1000	L800	L600	L400	L200
Section Times	3:26.84 (0:20.49)	3:06.35 [11] (0:15.29)	2:51.06 [11] (0:15.64)	2:35.42 [11] (0:15.48)	2:19.94 [11] (0:15.60)	2:04.34 [11] (0:14.91)	1:49.43 [10] (0:14.69)	1:34.74 [8] (0:15.35)	1:19.39 [8] (0:15.65)	1:03.74 [8] (0:15.36)	0:48.38 [8] (0:15.78)	0:32.60 [9] (0:15.01)	0:17.58 [11] (0:17.66)
Average Speed [km/h]	36.7	48.8	47.1	46.5	47.2	49.4	49.0	48.1	47.2	46.9	46.7	49.1	40.8
Top Speed [km/h]	51.7	52.0	49.1	47.8	48.5	50.7	50.2	49.1	48.8	47.6	48.0	51.7	50.8
Avg. Dist. to Rail [m]	14.0	5.0	3.4	4.6	3.7	3.1	5.6	3.2	3.5	4.5	3.6	4.2	10.8



- [ ] Ranking at each section and finish
- :-:- No data available at this section
- NA No data available