



NZ Metropolitan Trotting Club Inc Harness
 Race 9: OWNERS' NIGHT 27 MARCH 'LOCK IT IN' MOBILE PACE - 1980m
 13 March 2026 - 9:09PM



Weather: Fine

Field Times (Race Tempo) 2:25.79 (0:11.66) 2:14.12 (0:14.13) 1:59.99 (0:15.43) 1:44.56 (0:14.13) 1:30.43 (0:15.45) 1:14.98 (0:16.15) 0:58.82 (0:15.66) 0:43.17 (0:15.26)

Rank	TAB#	Horse	Overall Time	First 400m	Top Speed km/h (Section)	L1980	L1800	L1600	L1400	L1200	L1000	L800	L600
	(BAR#)	Driver	Margin (DT-W)	Last 600m	Fastest Section (Time)	Start - 1800	1800 - 1600	1600 - 1400	1400 - 1200	1200 - 1000	1000 - 800	800 - 600	600 - 400
1	6	Elegant Delight	2:25.79	0:27.62	54.7 (200-0)	2:25.79	2:14.11 [2]	1:59.99 [1]	1:44.56 [1]	1:30.15 [2]	1:14.66 [2]	0:58.50 [2]	0:42.85 [3]
	(6)	D J White		0:42.84	200-0 (0:13.42)	(0:11.68)	(0:14.12)	(0:15.43)	(0:14.41)	(0:15.49)	(0:16.16)	(0:15.65)	(0:15.24)
2	3	Franco Sublime	2:25.97	0:28.65	55.2 (200-0)	2:25.97	2:13.96 [4]	1:59.24 [4]	1:43.99 [5]	1:29.67 [5]	1:14.19 [6]	0:58.06 [7]	0:42.41 [7]
	(3)	Craig D Thornley	1.0L (-2)	0:42.39	200-0 (0:13.16)	(0:12.00)	(0:14.72)	(0:15.25)	(0:14.32)	(0:15.48)	(0:16.13)	(0:15.65)	(0:15.27)
3	5	Boy Racer	2:26.01	0:28.98	52.9 (1980 - 1800)	2:26.01	2:13.86 [6]	1:58.99 [6]	1:43.91 [6]	1:29.66 [6]	1:14.51 [5]	0:58.69 [3]	0:43.15 [2]
	(5)	J W Cox	1.2L (+17)	0:43.18	200-0 (0:13.94)	(0:12.15)	(0:14.87)	(0:15.08)	(0:14.25)	(0:15.15)	(0:15.81)	(0:15.54)	(0:15.18)
4	12	Seaside Brucie	2:26.03	0:29.25	56.0 (200-0)	2:26.03	2:13.21 [11]	1:58.40 [10]	1:43.25 [10]	1:29.09 [9]	1:13.86 [9]	0:57.82 [8]	0:42.32 [8]
	(12)	R T May	1.3L (+22)	0:42.31	200-0 (0:13.07)	(0:12.82)	(0:14.81)	(0:15.14)	(0:14.16)	(0:15.23)	(0:16.04)	(0:15.49)	(0:15.34)
5	1	Miki Magnificent	2:26.41	0:28.92	55.5 (200-0)	2:26.41	2:14.14 [7]	1:59.31 [7]	1:44.06 [7]	1:29.66 [8]	1:14.25 [8]	0:58.08 [9]	0:42.50 [9]
	(1)	B N Orange	3.4L (+0)	0:42.47	200-0 (0:13.20)	(0:12.27)	(0:14.83)	(0:15.25)	(0:14.40)	(0:15.40)	(0:16.17)	(0:15.59)	(0:15.33)
6	11	Sweet Bree	2:26.56	0:28.91	53.8 (200-0)	2:26.56	2:14.04 [9]	1:59.25 [8]	1:44.14 [8]	1:29.92 [7]	1:14.71 [7]	0:58.67 [6]	0:43.15 [6]
	(11)	D L Dolan	4.3L (+18)	0:43.15	200-0 (0:13.67)	(0:12.52)	(0:14.78)	(0:15.11)	(0:14.22)	(0:15.21)	(0:16.04)	(0:15.52)	(0:15.35)
7	9	Valorous	2:26.80	0:28.84	54.2 (1980 - 1800)	2:26.80	2:14.76 [5]	1:59.92 [5]	1:45.28 [2]	1:31.44 [1]	1:15.99 [1]	0:59.83 [1]	0:44.18 [1]
	(9)	John R Dunn	5.6L (+12)	0:44.21	1400-1200 (0:13.85)	(0:12.04)	(0:14.84)	(0:14.63)	(0:13.85)	(0:15.45)	(0:16.15)	(0:15.66)	(0:15.26)
8	2	Harry's Girl	2:26.81	0:28.10	54.9 (1980 - 1800)	2:26.81	2:15.14 [1]	2:00.69 [2]	1:45.28 [3]	1:30.88 [3]	1:15.35 [4]	0:59.20 [5]	0:43.56 [5]
	(2)	S J Thornley	5.7L (-1)	0:43.58	400-200 (0:14.12)	(0:11.66)	(0:14.45)	(0:15.42)	(0:14.40)	(0:15.53)	(0:16.15)	(0:15.65)	(0:15.26)
9	14	King's Command	2:26.91	0:29.87	54.9 (200-0)	2:26.91	2:13.82 [12]	1:58.56 [13]	1:43.45 [13]	1:29.09 [13]	1:14.00 [13]	0:57.66 [14]	0:42.20 [14]
	(14)	A M Butt	6.2L (+17)	0:42.18	200-0 (0:13.26)	(0:13.09)	(0:15.26)	(0:15.11)	(0:14.36)	(0:15.09)	(0:16.34)	(0:15.46)	(0:15.11)
10	4	Nansana	2:27.19	0:28.67	53.6 (1980 - 1800)	2:27.19	2:15.29 [3]	2:00.48 [3]	1:45.38 [4]	1:31.15 [4]	1:15.83 [3]	0:59.60 [4]	0:44.08 [4]
	(4)	K A Butt	7.7L (+16)	0:44.09	1400-1200 (0:14.24)	(0:11.90)	(0:14.80)	(0:15.10)	(0:14.24)	(0:15.32)	(0:16.23)	(0:15.52)	(0:15.43)

- [] Position in running at each section and finish
- :-:- No data available at this section
- NA No data available
- DNT Did not track
- TAB# Saddle cloth number
- BAR# Barrier/Gate Position
- DNF Did not finish
- DT-W Distance travelled compared to winner in metres
- Fastest split
- Fastest section



NZ Metropolitan Trotting Club Inc Harness
 Race 9: OWNERS' NIGHT 27 MARCH 'LOCK IT IN' MOBILE PACE - 1980m
 13 March 2026 - 9:09PM



Weather: Fine

Field Times (Race Tempo) 2:25.79 (0:11.66) 2:14.12 (0:14.13) 1:59.99 (0:15.43) 1:44.56 (0:14.13) 1:30.43 (0:15.45) 1:14.98 (0:16.15) 0:58.82 (0:15.66) 0:43.17 (0:15.26)

Rank	TAB#	Horse	Overall Time	First 400m	Top Speed km/h (Section)	L1980	L1800	L1600	L1400	L1200	L1000	L800	L600
	(BAR#)	Driver	Margin (DT-W)	Last 600m	Fastest Section (Time)	Start - 1800	1800 - 1600	1600 - 1400	1400 - 1200	1200 - 1000	1000 - 800	800 - 600	600 - 400
11	13	Royal Belle	2:27.45	0:29.54	53.8 (200-0)	2:27.45	2:14.28 [13]	1:59.42 [12]	1:44.44 [11]	1:29.95 [12]	1:14.62 [12]	0:58.74 [11]	0:43.38 [11]
	(13)	K V Hadfield	9.2L (+9)	0:43.38	400-200 (0:13.94)	(0:13.16)	(0:14.86)	(0:14.99)	(0:14.49)	(0:15.32)	(0:15.88)	(0:15.36)	(0:15.26)
12	8	Stevie My Boy	2:27.76	0:30.72	54.1 (200-0)	2:27.76	2:13.72 [14]	1:58.69 [14]	1:43.85 [14]	1:29.60 [14]	1:14.56 [14]	0:58.76 [13]	0:43.39 [13]
	(8)	R D Close	10.9L (+13)	0:43.41	400-200 (0:13.98)	(0:14.04)	(0:15.04)	(0:14.84)	(0:14.25)	(0:15.03)	(0:15.81)	(0:15.36)	(0:15.40)
13	10	Eyes Of An Angel	2:28.23	0:28.96	53.3 (200-0)	2:28.23	2:15.56 [10]	2:00.77 [9]	1:45.57 [9]	1:31.04 [10]	1:15.74 [10]	0:59.53 [10]	0:43.92 [12]
	(10)	Brad Williamson	13.6L (+1)	0:43.96	400-200 (0:14.10)	(0:12.68)	(0:14.78)	(0:15.21)	(0:14.53)	(0:15.30)	(0:16.20)	(0:15.61)	(0:15.31)
14	7	Tidy Kiwi	2:30.48	0:29.95	51.9 (1400-1200)	2:30.48	2:17.97 [8]	2:02.56 [11]	1:47.37 [12]	1:33.09 [11]	1:17.93 [11]	1:01.55 [12]	0:46.47 [10]
	(7)	R D Holmes	26.0L (+27)	0:46.51	1400-1200 (0:14.28)	(0:12.51)	(0:15.40)	(0:15.20)	(0:14.28)	(0:15.15)	(0:16.38)	(0:15.08)	(0:15.89)

[] Position in running at each section and finish TAB# Saddle cloth number

Fastest split

-:-:- No data available at this section

BAR# Barrier/Gate Position

Fastest section

NA No data available

DNF Did not finish

DNT Did not track

DT-W Distance travelled compared to winner in metres



NZ Metropolitan Trotting Club Inc Harness
 Race 9: OWNERS' NIGHT 27 MARCH 'LOCK IT IN' MOBILE PACE - 1980m
 13 March 2026 - 9:09PM



Weather: Fine

Field Times 0:27.91 0:13.69
 (Race Tempo) (0:14.22) (0:13.69)

Rank	TAB#	Horse	Overall Time	First 400m	Top Speed km/h (Section)	L400	L200						
	(BAR#)	Driver	Margin (DT-W)	Last 600m	Fastest Section (Time)	400 - 200	200 - Finish						
1	6	Elegant Delight	2:25.79	0:27.62	54.7 (200-0)	0:27.61 [3]	0:13.42 [3]						
	(6)	D J White		0:42.84	200-0 (0:13.42)	(0:14.18)	(0:13.42)						
2	3	Franco Sublime	2:25.97	0:28.65	55.2 (200-0)	0:27.14 [7]	0:13.18 [5]						
	(3)	Craig D Thornley	1.0L (-2)	0:42.39	200-0 (0:13.16)	(0:13.96)	(0:13.16)						
3	5	Boy Racer	2:26.01	0:28.98	52.9 (1980 - 1800)	0:27.97 [2]	0:13.90 [1]						
	(5)	J W Cox	1.2L (+17)	0:43.18	200-0 (0:13.94)	(0:14.06)	(0:13.94)						
4	12	Seaside Brucie	2:26.03	0:29.25	56.0 (200-0)	0:26.98 [8]	0:13.08 [7]						
	(12)	R T May	1.3L (+22)	0:42.31	200-0 (0:13.07)	(0:13.90)	(0:13.07)						
5	1	Miki Magnificent	2:26.41	0:28.92	55.5 (200-0)	0:27.16 [9]	0:13.22 [9]						
	(1)	B N Orange	3.4L (+0)	0:42.47	200-0 (0:13.20)	(0:13.94)	(0:13.20)						
6	11	Sweet Bree	2:26.56	0:28.91	53.8 (200-0)	0:27.80 [6]	0:13.67 [6]						
	(11)	D L Dolan	4.3L (+18)	0:43.15	200-0 (0:13.67)	(0:14.13)	(0:13.67)						
7	9	Valorous	2:26.80	0:28.84	54.2 (1980 - 1800)	0:28.92 [1]	0:14.62 [2]						
	(9)	John R Dunn	5.6L (+12)	0:44.21	1400-1200 (0:13.85)	(0:14.30)	(0:14.65)						
8	2	Harry's Girl	2:26.81	0:28.10	54.9 (1980 - 1800)	0:28.30 [4]	0:14.18 [4]						
	(2)	S J Thornley	5.7L (-1)	0:43.58	400-200 (0:14.12)	(0:14.12)	(0:14.20)						
9	14	King's Command	2:26.91	0:29.87	54.9 (200-0)	0:27.09 [13]	0:13.28 [11]						
	(14)	A M Butt	6.2L (+17)	0:42.18	200-0 (0:13.26)	(0:13.81)	(0:13.26)						
10	4	Nansana	2:27.19	0:28.67	53.6 (1980 - 1800)	0:28.64 [5]	0:14.23 [8]						
	(4)	K A Butt	7.7L (+16)	0:44.09	1400-1200 (0:14.24)	(0:14.41)	(0:14.25)						

[] Position in running at each section and finish TAB# Saddle cloth number

Fastest split

-:-:- No data available at this section

BAR# Barrier/Gate Position

Fastest section

NA No data available

DNF Did not finish

DNT Did not track

DT-W Distance travelled compared to winner in metres



NZ Metropolitan Trotting Club Inc Harness
 Race 9: OWNERS' NIGHT 27 MARCH 'LOCK IT IN' MOBILE PACE - 1980m
 13 March 2026 - 9:09PM



Weather: Fine

Field Times 0:27.91 0:13.69
 (Race Tempo) (0:14.22) (0:13.69)

Rank	TAB#	Horse	Overall Time	First 400m	Top Speed km/h (Section)	L400	L200						
	(BAR#)	Driver	Margin (DT-W)	Last 600m	Fastest Section (Time)	400 - 200	200 - Finish						
11	13	Royal Belle	2:27.45	0:29.54	53.8 (200-0)	0:28.12 [10]	0:14.18 [10]						
	(13)	K V Hadfield	9.2L (+9)	0:43.38	400-200 (0:13.94)	(0:13.94)	(0:14.18)						
12	8	Stevie My Boy	2:27.76	0:30.72	54.1 (200-0)	0:27.99 [12]	0:14.01 [13]						
	(8)	R D Close	10.9L (+13)	0:43.41	400-200 (0:13.98)	(0:13.98)	(0:14.03)						
13	10	Eyes Of An Angel	2:28.23	0:28.96	53.3 (200-0)	0:28.61 [11]	0:14.51 [12]						
	(10)	Brad Williamson	13.6L (+1)	0:43.96	400-200 (0:14.10)	(0:14.10)	(0:14.55)						
14	7	Tidy Kiwi	2:30.48	0:29.95	51.9 (1400-1200)	0:30.58 [14]	0:15.24 [14]						
	(7)	R D Holmes	26.0L (+27)	0:46.51	1400-1200 (0:14.28)	(0:15.34)	(0:15.28)						

[] Position in running at each section and finish TAB# Saddle cloth number

Fastest split

-:--:-- No data available at this section

BAR# Barrier/Gate Position

Fastest section

NA No data available

DNF Did not finish

DNT Did not track

DT-W Distance travelled compared to winner in metres

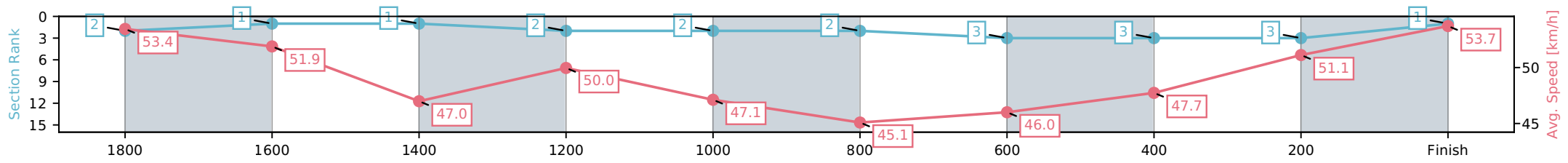
Horse/Jockey Name	Elegant Delight/D J White
Finish Rank	1
Fastest Section Time (Section)	0:13.42 (200-0)
Top Speed [km/h] (Section)	54.7 (200-0)
Race State	Finished



NZ Metropolitan Trotting Club Inc Harness
 Race 9: OWNERS' NIGHT 27 MARCH 'LOCK IT IN' MOBILE
 PACE - 1980m
 13 March 2026 - 9:09PM
 Weather: Fine



Section	L1980	L1800	L1600	L1400	L1200	L1000	L800	L600	L400	L200
Section Times	2:25.79 (0:11.68)	2:14.11 [1] (0:14.12)	1:59.99 [1] (0:15.43)	1:44.56 [2] (0:14.41)	1:30.15 [2] (0:15.49)	1:14.66 [2] (0:16.16)	0:58.50 [3] (0:15.65)	0:42.85 [3] (0:15.24)	0:27.61 [3] (0:14.18)	0:13.42 [1] (0:13.42)
Average Speed [km/h]	53.4	51.9	47.0	50.0	47.1	45.1	46.0	47.7	51.1	53.7
Top Speed [km/h]	54.3	53.7	48.7	51.1	48.4	46.4	47.3	50.3	53.3	54.7
Avg. Dist. to Rail [m]	9.1	3.3	1.2	3.8	1.8	1.7	2.2	1.6	1.2	1.8



[] Ranking at each section and finish
 -:-:- No data available at this section
 NA No data available

Horse/Jockey Name	Franco Sublime/Craig D Thornley
Finish Rank	2
Fastest Section Time (Section)	0:13.16 (200-0)
Top Speed [km/h] (Section)	55.2 (200-0)
Race State	Finished



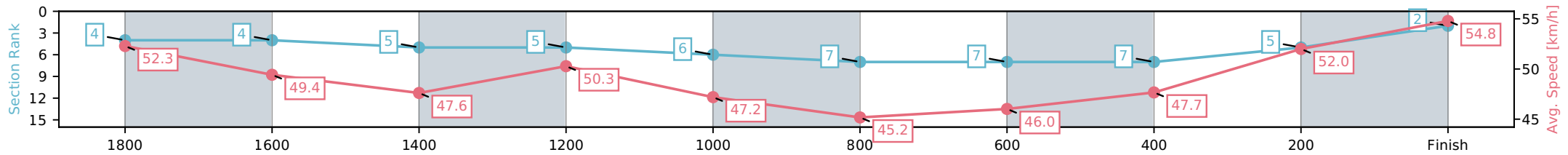
NZ Metropolitan Trotting Club Inc Harness
 Race 9: OWNERS' NIGHT 27 MARCH 'LOCK IT IN' MOBILE
 PACE - 1980m



13 March 2026 - 9:09PM

Weather: Fine

Section	L1980	L1800	L1600	L1400	L1200	L1000	L800	L600	L400	L200
Section Times	2:25.97 (0:12.00)	2:13.96 [4] (0:14.72)	1:59.24 [5] (0:15.25)	1:43.99 [5] (0:14.32)	1:29.67 [6] (0:15.48)	1:14.19 [7] (0:16.13)	0:58.06 [7] (0:15.65)	0:42.41 [7] (0:15.27)	0:27.14 [5] (0:13.96)	0:13.18 [2] (0:13.16)
Average Speed [km/h]	52.3	49.4	47.6	50.3	47.2	45.2	46.0	47.7	52.0	54.8
Top Speed [km/h]	54.2	52.7	49.0	51.9	49.2	46.5	47.6	50.5	54.6	55.2
Avg. Dist. to Rail [m]	3.8	1.9	1.3	3.5	1.9	1.8	2.2	1.7	1.3	2.2



[] Ranking at each section and finish
 -:-:- No data available at this section
 NA No data available

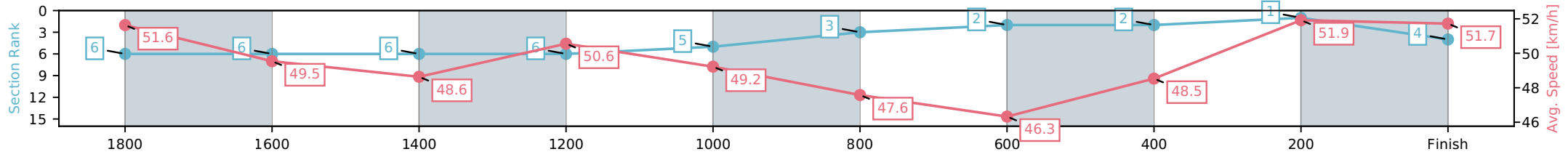
Horse/Jockey Name	Boy Racer/J W Cox
Finish Rank	3
Fastest Section Time (Section)	0:13.94 (200-0)
Top Speed [km/h] (Section)	52.9 (1980 - 1800)
Race State	Finished



NZ Metropolitan Trotting Club Inc Harness
 Race 9: OWNERS' NIGHT 27 MARCH 'LOCK IT IN' MOBILE
 PACE - 1980m
 13 March 2026 - 9:09PM
 Weather: Fine



Section	L1980	L1800	L1600	L1400	L1200	L1000	L800	L600	L400	L200
Section Times	2:26.01 (0:12.15)	2:13.86 [6] (0:14.87)	1:58.99 [6] (0:15.08)	1:43.91 [6] (0:14.25)	1:29.66 [5] (0:15.15)	1:14.51 [3] (0:15.81)	0:58.69 [2] (0:15.54)	0:43.15 [2] (0:15.18)	0:27.97 [1] (0:14.06)	0:13.90 [4] (0:13.94)
Average Speed [km/h]	51.6	49.5	48.6	50.6	49.2	47.6	46.3	48.5	51.9	51.7
Top Speed [km/h]	52.9	50.0	49.3	51.6	50.3	50.5	47.0	51.2	52.4	52.4
Avg. Dist. to Rail [m]	7.5	3.9	2.8	5.6	4.4	5.7	4.1	3.4	2.4	5.1



[] Ranking at each section and finish
 -:-:- No data available at this section
 NA No data available

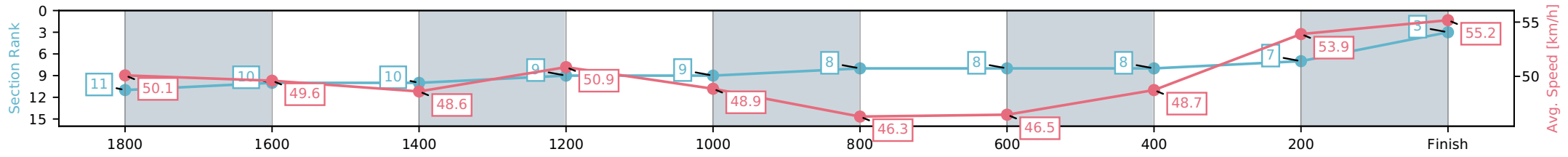
Horse/Jockey Name	Seaside Brucie/R T May
Finish Rank	4
Fastest Section Time (Section)	0:13.07 (200-0)
Top Speed [km/h] (Section)	56.0 (200-0)
Race State	Finished



NZ Metropolitan Trotting Club Inc Harness
 Race 9: OWNERS' NIGHT 27 MARCH 'LOCK IT IN' MOBILE
 PACE - 1980m
 13 March 2026 - 9:09PM
 Weather: Fine



Section	L1980	L1800	L1600	L1400	L1200	L1000	L800	L600	L400	L200
Section Times	2:26.03 (0:12.82)	2:13.21 [10] (0:14.81)	1:58.40 [10] (0:15.14)	1:43.25 [9] (0:14.16)	1:29.09 [9] (0:15.23)	1:13.86 [8] (0:16.04)	0:57.82 [8] (0:15.49)	0:42.32 [8] (0:15.34)	0:26.98 [7] (0:13.90)	0:13.08 [3] (0:13.07)
Average Speed [km/h]	50.1	49.6	48.6	50.9	48.9	46.3	46.5	48.7	53.9	55.2
Top Speed [km/h]	50.7	50.3	49.8	51.8	50.3	49.7	47.8	52.0	55.7	56.0
Avg. Dist. to Rail [m]	5.0	3.0	3.2	6.0	4.1	4.1	4.5	5.0	6.4	9.2



[] Ranking at each section and finish
 -:-:- No data available at this section
 NA No data available

Horse/Jockey Name	Miki Magnificent/B N Orange
Finish Rank	5
Fastest Section Time (Section)	0:13.20 (200-0)
Top Speed [km/h] (Section)	55.5 (200-0)
Race State	Finished



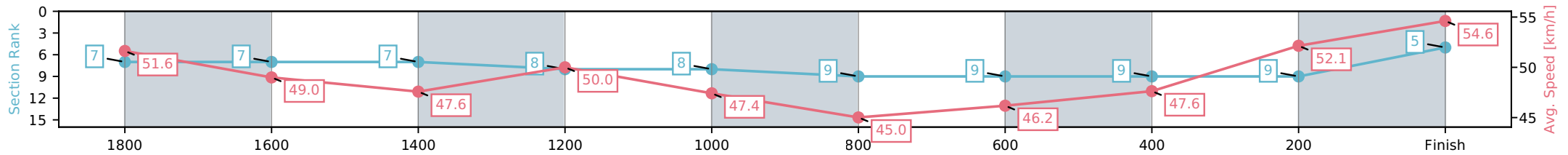
NZ Metropolitan Trotting Club Inc Harness
 Race 9: OWNERS' NIGHT 27 MARCH 'LOCK IT IN' MOBILE
 PACE - 1980m



13 March 2026 - 9:09PM

Weather: Fine

Section	L1980	L1800	L1600	L1400	L1200	L1000	L800	L600	L400	L200
Section Times	2:26.41 (0:12.27)	2:14.14 [7] (0:14.83)	1:59.31 [7] (0:15.25)	1:44.06 [8] (0:14.40)	1:29.66 [8] (0:15.40)	1:14.25 [9] (0:16.17)	0:58.08 [9] (0:15.59)	0:42.50 [9] (0:15.33)	0:27.16 [9] (0:13.94)	0:13.22 [5] (0:13.20)
Average Speed [km/h]	51.6	49.0	47.6	50.0	47.4	45.0	46.2	47.6	52.1	54.6
Top Speed [km/h]	53.2	51.0	48.4	51.6	50.9	46.9	47.7	51.0	54.1	55.5
Avg. Dist. to Rail [m]	1.7	1.4	1.3	3.8	1.8	1.7	2.3	2.0	1.8	3.2



- [] Ranking at each section and finish
- :-:- No data available at this section
- NA No data available

Horse/Jockey Name	Sweet Bree/D L Dolan
Finish Rank	6
Fastest Section Time (Section)	0:13.67 (200-0)
Top Speed [km/h] (Section)	53.8 (200-0)
Race State	Finished



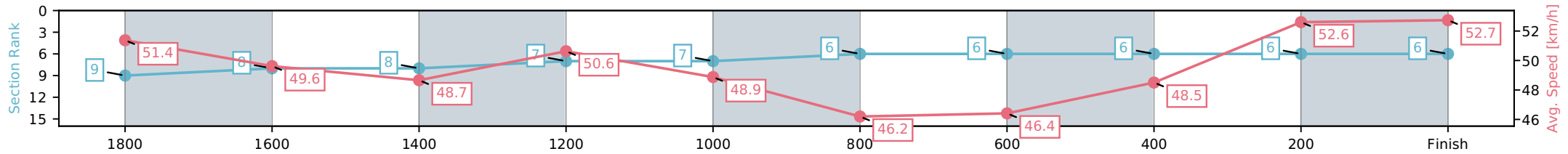
NZ Metropolitan Trotting Club Inc Harness
 Race 9: OWNERS' NIGHT 27 MARCH 'LOCK IT IN' MOBILE
 PACE - 1980m



13 March 2026 - 9:09PM

Weather: Fine

Section	L1980	L1800	L1600	L1400	L1200	L1000	L800	L600	L400	L200
Section Times	2:26.56 (0:12.52)	2:14.04 [8] (0:14.78)	1:59.25 [8] (0:15.11)	1:44.14 [7] (0:14.22)	1:29.92 [7] (0:15.21)	1:14.71 [6] (0:16.04)	0:58.67 [6] (0:15.52)	0:43.15 [6] (0:15.35)	0:27.80 [6] (0:14.13)	0:13.67 [6] (0:13.67)
Average Speed [km/h]	51.4	49.6	48.7	50.6	48.9	46.2	46.4	48.5	52.6	52.7
Top Speed [km/h]	52.4	51.3	49.5	51.6	50.1	49.7	47.5	51.6	53.7	53.8
Avg. Dist. to Rail [m]	3.5	2.8	3.1	5.8	3.9	3.9	4.2	4.4	5.1	8.2



- [] Ranking at each section and finish
- :-:- No data available at this section
- NA No data available

Horse/Jockey Name	Valorous/John R Dunn
Finish Rank	7
Fastest Section Time (Section)	0:13.85 (1400-1200)
Top Speed [km/h] (Section)	54.2 (1980 - 1800)
Race State	Finished



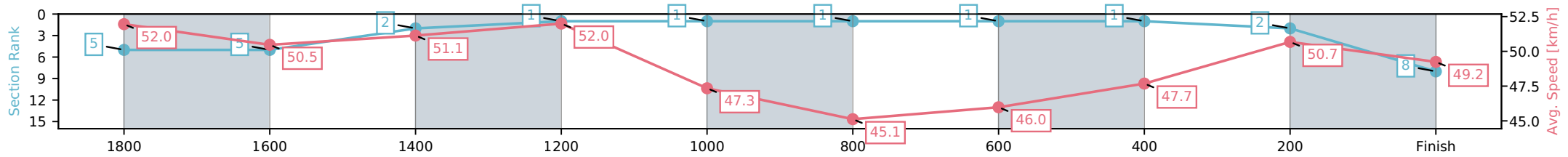
NZ Metropolitan Trotting Club Inc Harness
 Race 9: OWNERS' NIGHT 27 MARCH 'LOCK IT IN' MOBILE
 PACE - 1980m



13 March 2026 - 9:09PM

Weather: Fine

Section	L1980	L1800	L1600	L1400	L1200	L1000	L800	L600	L400	L200
Section Times	2:26.80 (0:12.04)	2:14.76 [5] (0:14.84)	1:59.92 [2] (0:14.63)	1:45.28 [1] (0:13.85)	1:31.44 [1] (0:15.45)	1:15.99 [1] (0:16.15)	0:59.83 [1] (0:15.66)	0:44.18 [1] (0:15.26)	0:28.92 [2] (0:14.30)	0:14.62 [8] (0:14.65)
Average Speed [km/h]	52.0	50.5	51.1	52.0	47.3	45.1	46.0	47.7	50.7	49.2
Top Speed [km/h]	54.2	50.9	51.8	53.8	49.7	46.4	47.0	50.2	50.9	50.9
Avg. Dist. to Rail [m]	12.7	6.4	5.1	6.2	2.1	1.7	2.3	1.7	1.3	4.4



- [] Ranking at each section and finish
- :-:- No data available at this section
- NA No data available

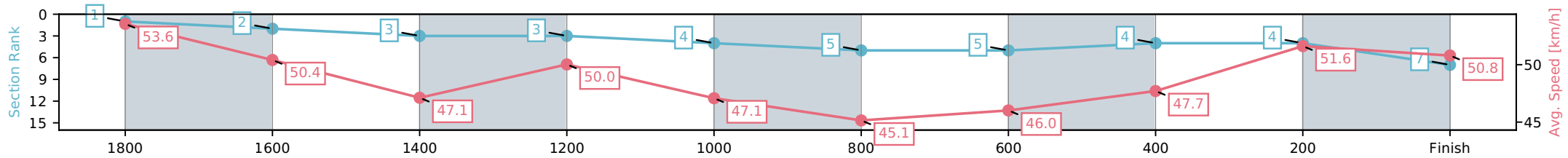
Horse/Jockey Name	Harry's Girl/S J Thornley
Finish Rank	8
Fastest Section Time (Section)	0:14.12 (400-200)
Top Speed [km/h] (Section)	54.9 (1980 - 1800)
Race State	Finished



NZ Metropolitan Trotting Club Inc Harness
 Race 9: OWNERS' NIGHT 27 MARCH 'LOCK IT IN' MOBILE
 PACE - 1980m
 13 March 2026 - 9:09PM
 Weather: Fine



Section	L1980	L1800	L1600	L1400	L1200	L1000	L800	L600	L400	L200
Section Times	2:26.81 (0:11.66)	2:15.14 [2] (0:14.45)	2:00.69 [3] (0:15.42)	1:45.28 [3] (0:14.40)	1:30.88 [4] (0:15.53)	1:15.35 [5] (0:16.15)	0:59.20 [5] (0:15.65)	0:43.56 [4] (0:15.26)	0:28.30 [4] (0:14.12)	0:14.18 [7] (0:14.20)
Average Speed [km/h]	53.6	50.4	47.1	50.0	47.1	45.1	46.0	47.7	51.6	50.8
Top Speed [km/h]	54.9	52.2	49.5	50.9	48.7	46.4	47.4	50.4	52.4	52.2
Avg. Dist. to Rail [m]	2.7	2.0	1.4	4.0	1.9	1.9	2.3	1.7	2.4	6.6



- [] Ranking at each section and finish
- :-:- No data available at this section
- NA No data available

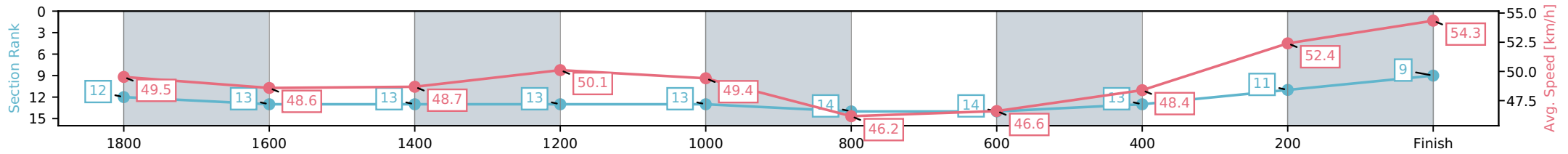
Horse/Jockey Name	King's Command/A M Butt
Finish Rank	9
Fastest Section Time (Section)	0:13.26 (200-0)
Top Speed [km/h] (Section)	54.9 (200-0)
Race State	Finished



NZ Metropolitan Trotting Club Inc Harness
 Race 9: OWNERS' NIGHT 27 MARCH 'LOCK IT IN' MOBILE
 PACE - 1980m
 13 March 2026 - 9:09PM
 Weather: Fine



Section	L1980	L1800	L1600	L1400	L1200	L1000	L800	L600	L400	L200
Section Times	2:26.91 (0:13.09)	2:13.82 [13] (0:15.26)	1:58.56 [13] (0:15.11)	1:43.45 [13] (0:14.36)	1:29.09 [13] (0:15.09)	1:14.00 [14] (0:16.34)	0:57.66 [14] (0:15.46)	0:42.20 [13] (0:15.11)	0:27.09 [11] (0:13.81)	0:13.28 [9] (0:13.26)
Average Speed [km/h]	49.5	48.6	48.7	50.1	49.4	46.2	46.6	48.4	52.4	54.3
Top Speed [km/h]	50.0	49.8	49.9	52.7	53.0	49.9	48.0	51.0	54.2	54.9
Avg. Dist. to Rail [m]	8.0	4.3	3.0	5.6	4.3	5.8	3.9	2.6	1.1	1.3



- [] Ranking at each section and finish
- :-:- No data available at this section
- NA No data available

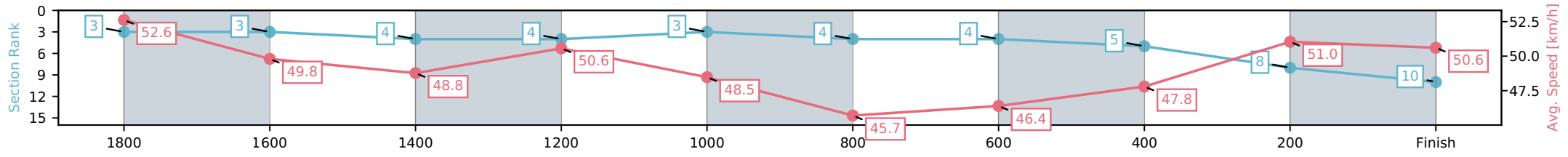
Horse/Jockey Name	Nansana/K A Butt
Finish Rank	10
Fastest Section Time (Section)	0:14.24 (1400-1200)
Top Speed [km/h] (Section)	53.6 (1980 - 1800)
Race State	Finished



NZ Metropolitan Trotting Club Inc Harness
 Race 9: OWNERS' NIGHT 27 MARCH 'LOCK IT IN' MOBILE
 PACE - 1980m
 13 March 2026 - 9:09PM
 Weather: Fine



Section	L1980	L1800	L1600	L1400	L1200	L1000	L800	L600	L400	L200
Section Times	2:27.19 (0:11.90)	2:15.29 [3] (0:14.80)	2:00.48 [4] (0:15.10)	1:45.38 [4] (0:14.24)	1:31.15 [3] (0:15.32)	1:15.83 [4] (0:16.23)	0:59.60 [4] (0:15.52)	0:44.08 [5] (0:15.43)	0:28.64 [8] (0:14.41)	0:14.23 [10] (0:14.25)
Average Speed [km/h]	52.6	49.8	48.8	50.6	48.5	45.7	46.4	47.8	51.0	50.6
Top Speed [km/h]	53.6	50.9	49.5	51.5	50.2	47.1	47.4	50.4	52.8	53.0
Avg. Dist. to Rail [m]	5.6	3.8	3.1	5.7	3.8	4.1	4.2	3.4	3.5	4.9



[] Ranking at each section and finish
 -:-:- No data available at this section
 NA No data available

Horse/Jockey Name	Royal Belle/K V Hadfield
Finish Rank	11
Fastest Section Time (Section)	0:13.94 (400-200)
Top Speed [km/h] (Section)	53.8 (200-0)
Race State	Finished



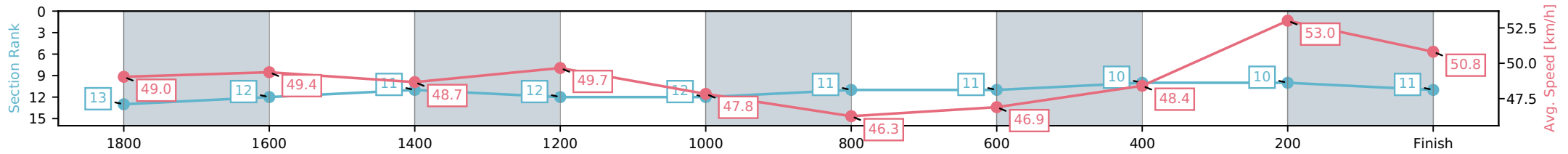
NZ Metropolitan Trotting Club Inc Harness
 Race 9: OWNERS' NIGHT 27 MARCH 'LOCK IT IN' MOBILE
 PACE - 1980m



13 March 2026 - 9:09PM

Weather: Fine

Section	L1980	L1800	L1600	L1400	L1200	L1000	L800	L600	L400	L200
Section Times	2:27.45 (0:13.16)	2:14.28 [12] (0:14.86)	1:59.42 [11] (0:14.99)	1:44.44 [12] (0:14.49)	1:29.95 [12] (0:15.32)	1:14.62 [11] (0:15.88)	0:58.74 [11] (0:15.36)	0:43.38 [10] (0:15.26)	0:28.12 [10] (0:13.94)	0:14.18 [11] (0:14.18)
Average Speed [km/h]	49.0	49.4	48.7	49.7	47.8	46.3	46.9	48.4	53.0	50.8
Top Speed [km/h]	49.4	50.3	50.2	51.1	51.0	49.7	49.7	51.8	53.8	53.8
Avg. Dist. to Rail [m]	6.1	2.8	1.9	4.1	2.3	2.7	3.7	3.6	4.4	6.5



- [] Ranking at each section and finish
- :-:- No data available at this section
- NA No data available

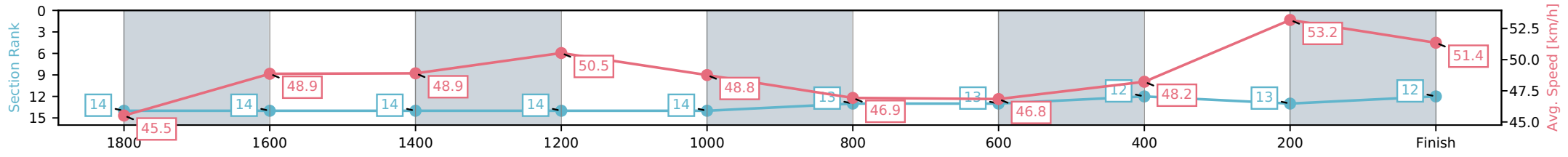
Horse/Jockey Name	Stevie My Boy/R D Close
Finish Rank	12
Fastest Section Time (Section)	0:13.98 (400-200)
Top Speed [km/h] (Section)	54.1 (200-0)
Race State	Finished



NZ Metropolitan Trotting Club Inc Harness
 Race 9: OWNERS' NIGHT 27 MARCH 'LOCK IT IN' MOBILE
 PACE - 1980m
 13 March 2026 - 9:09PM
 Weather: Fine



Section	L1980	L1800	L1600	L1400	L1200	L1000	L800	L600	L400	L200
Section Times	2:27.76 (0:14.04)	2:13.72 [14] (0:15.04)	1:58.69 [14] (0:14.84)	1:43.85 [14] (0:14.25)	1:29.60 [14] (0:15.03)	1:14.56 [13] (0:15.81)	0:58.76 [13] (0:15.36)	0:43.39 [12] (0:15.40)	0:27.99 [13] (0:13.98)	0:14.01 [12] (0:14.03)
Average Speed [km/h]	45.5	48.9	48.9	50.5	48.8	46.9	46.8	48.2	53.2	51.4
Top Speed [km/h]	50.0	49.7	50.1	51.9	52.1	48.3	49.0	51.2	54.1	54.1
Avg. Dist. to Rail [m]	12.2	4.5	1.3	3.7	2.2	3.8	4.7	4.3	5.1	8.2



[] Ranking at each section and finish
 -:-:- No data available at this section
 NA No data available

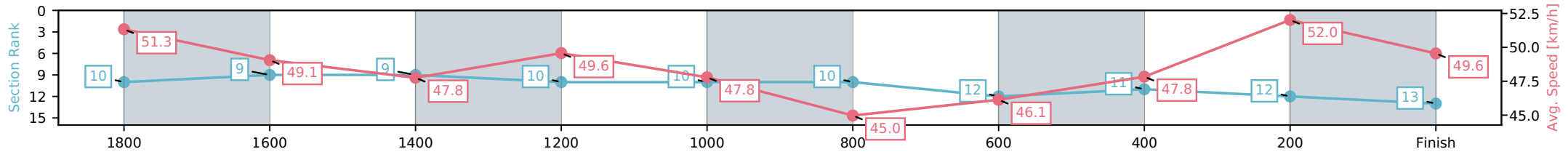
Horse/Jockey Name	Eyes Of An Angel/Brad Williamson
Finish Rank	13
Fastest Section Time (Section)	0:14.10 (400-200)
Top Speed [km/h] (Section)	53.3 (200-0)
Race State	Finished



NZ Metropolitan Trotting Club Inc Harness
 Race 9: OWNERS' NIGHT 27 MARCH 'LOCK IT IN' MOBILE
 PACE - 1980m
 13 March 2026 - 9:09PM
 Weather: Fine



Section	L1980	L1800	L1600	L1400	L1200	L1000	L800	L600	L400	L200
Section Times	2:28.23 (0:12.68)	2:15.56 [9] (0:14.78)	2:00.77 [9] (0:15.21)	1:45.57 [10] (0:14.53)	1:31.04 [10] (0:15.30)	1:15.74 [10] (0:16.20)	0:59.53 [12] (0:15.61)	0:43.92 [11] (0:15.31)	0:28.61 [12] (0:14.10)	0:14.51 [13] (0:14.55)
Average Speed [km/h]	51.3	49.1	47.8	49.6	47.8	45.0	46.1	47.8	52.0	49.6
Top Speed [km/h]	53.3	51.8	48.8	51.0	50.9	47.5	47.7	50.4	53.2	53.3
Avg. Dist. to Rail [m]	1.5	1.2	1.4	3.5	1.9	1.7	2.3	2.4	3.2	4.6



[] Ranking at each section and finish
 -:-:- No data available at this section
 NA No data available

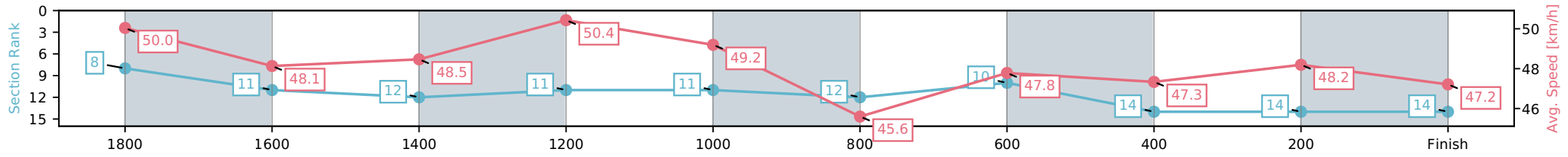
Horse/Jockey Name	Tidy Kiwi/R D Holmes
Finish Rank	14
Fastest Section Time (Section)	0:14.28 (1400-1200)
Top Speed [km/h] (Section)	51.9 (1400-1200)
Race State	Finished



NZ Metropolitan Trotting Club Inc Harness
 Race 9: OWNERS' NIGHT 27 MARCH 'LOCK IT IN' MOBILE
 PACE - 1980m
 13 March 2026 - 9:09PM
 Weather: Fine



Section	L1980	L1800	L1600	L1400	L1200	L1000	L800	L600	L400	L200
Section Times	2:30.48 (0:12.51)	2:17.97 [11] (0:15.40)	2:02.56 [12] (0:15.20)	1:47.37 [11] (0:14.28)	1:33.09 [11] (0:15.15)	1:17.93 [12] (0:16.38)	1:01.55 [10] (0:15.08)	0:46.47 [14] (0:15.89)	0:30.58 [14] (0:15.34)	0:15.24 [14] (0:15.28)
Average Speed [km/h]	50.0	48.1	48.5	50.4	49.2	45.6	47.8	47.3	48.2	47.2
Top Speed [km/h]	50.7	50.5	49.3	51.9	51.8	49.8	48.3	48.2	48.3	48.3
Avg. Dist. to Rail [m]	8.6	4.2	3.2	5.9	4.2	4.9	5.9	5.8	3.6	2.5



[] Ranking at each section and finish
 -:-:- No data available at this section
 NA No data available