



NZ Metropolitan Trotting Club Inc Harness
 Race 10: GOLD BAND TAXIS MOBILE PACE - 1980m
 13 March 2026 - 9:38PM



Weather: Fine

Field Times (Race Tempo) 2:25.49 (0:11.59) 2:13.90 (0:14.82) 1:59.08 (0:15.64) 1:43.44 (0:15.08) 1:28.36 (0:15.22) 1:13.14 (0:15.30) 0:57.84 (0:14.40) 0:43.44 (0:14.98)

Rank	TAB#	Horse	Overall Time	First 400m	Top Speed km/h (Section)	L1980	L1800	L1600	L1400	L1200	L1000	L800	L600
	(BAR#)	Driver	Margin (DT-W)	Last 600m	Fastest Section (Time)	Start - 1800	1800 - 1600	1600 - 1400	1400 - 1200	1200 - 1000	1000 - 800	800 - 600	600 - 400
1	5	Sacetas	2:25.49	0:29.09	53.8 (1980 - 1800)	2:25.49	2:13.50 [5]	1:58.44 [4]	1:43.07 [3]	1:27.96 [4]	1:12.65 [4]	0:57.84 [1]	0:43.44 [1]
	(5)	John R Dunn		0:43.44	400-200 (0:14.10)	(0:11.99)	(0:15.06)	(0:15.37)	(0:15.11)	(0:15.32)	(0:14.81)	(0:14.40)	(0:14.98)
2	1	Sunsoutgunsout	2:26.18	0:28.49	55.1 (1980 - 1800)	2:26.18	2:14.54 [2]	1:59.77 [1]	1:44.13 [1]	1:29.05 [1]	1:13.83 [1]	0:58.35 [2]	0:43.84 [2]
	(1)	B N Orange	3.8L (-21)	0:43.84	400-200 (0:14.26)	(0:11.64)	(0:14.77)	(0:15.64)	(0:15.08)	(0:15.22)	(0:15.48)	(0:14.52)	(0:15.10)
3	3	Fusion Reactor	2:26.27	0:28.87	53.1 (1980 - 1800)	2:26.27	2:14.38 [4]	1:59.50 [3]	1:43.88 [2]	1:28.80 [3]	1:13.59 [3]	0:58.06 [4]	0:43.61 [4]
	(3)	W J House	4.3L (-19)	0:43.64	200-0 (0:14.21)	(0:11.89)	(0:14.88)	(0:15.62)	(0:15.08)	(0:15.22)	(0:15.52)	(0:14.45)	(0:15.15)
4	12	Rena	2:27.18	0:29.77	54.9 (200-0)	2:27.18	2:14.14 [12]	1:59.16 [12]	1:43.24 [11]	1:28.17 [12]	1:12.78 [12]	0:57.37 [12]	0:43.10 [12]
	(12)	B T Hope	9.4L (+0)	0:43.10	200-0 (0:13.26)	(0:13.04)	(0:14.98)	(0:15.92)	(0:15.07)	(0:15.40)	(0:15.41)	(0:14.27)	(0:15.48)
5	13	Don't Tell Jenny	2:27.62	0:29.57	52.8 (200-0)	2:27.62	2:15.11 [10]	1:59.85 [10]	1:43.98 [10]	1:28.93 [11]	1:13.53 [11]	0:58.15 [11]	0:43.80 [11]
	(13)	R L Houghton	11.8L (-3)	0:43.84	200-0 (0:13.92)	(0:12.51)	(0:15.26)	(0:15.87)	(0:15.05)	(0:15.40)	(0:15.38)	(0:14.35)	(0:15.51)
6	2	Lily's A Star	2:27.65	0:29.52	52.8 (200-0)	2:27.65	2:15.44 [7]	2:00.21 [8]	1:44.29 [9]	1:29.22 [9]	1:13.84 [10]	0:58.52 [9]	0:44.11 [9]
	(2)	S E O'Reilly	12.0L (+2)	0:44.13	200-0 (0:14.09)	(0:12.21)	(0:15.22)	(0:15.93)	(0:15.07)	(0:15.38)	(0:15.32)	(0:14.41)	(0:15.47)
7	8	Woodlea Rocks	2:27.97	0:28.97	53.4 (1980 - 1800)	2:27.97	2:16.22 [3]	2:01.24 [2]	1:45.32 [4]	1:30.17 [5]	1:14.89 [6]	0:59.55 [5]	0:45.06 [5]
	(8)	J C Morrison	13.8L (-7)	0:45.06	800-600 (0:14.49)	(0:11.75)	(0:14.98)	(0:15.92)	(0:15.14)	(0:15.29)	(0:15.33)	(0:14.49)	(0:15.49)
8	7	My Wingman	2:28.57	0:30.11	52.3 (1980 - 1800)	2:28.57	2:16.41 [6]	2:00.61 [11]	1:44.33 [12]	1:30.09 [10]	1:14.97 [9]	0:59.29 [10]	0:44.78 [10]
	(7)	S J Thornley	17.1L (-11)	0:44.81	1400-1200 (0:14.24)	(0:12.16)	(0:15.80)	(0:16.27)	(0:14.24)	(0:15.12)	(0:15.68)	(0:14.51)	(0:15.23)
9	11	Blazing Knuckles	2:28.88	0:29.19	52.2 (1800-1600)	2:28.88	2:16.18 [11]	2:01.44 [9]	1:45.85 [7]	1:30.74 [8]	1:15.55 [7]	0:59.95 [8]	0:45.47 [8]
	(11)	D M Williams	18.9L (-17)	0:45.52	800-600 (0:14.48)	(0:12.70)	(0:14.74)	(0:15.58)	(0:15.12)	(0:15.19)	(0:15.60)	(0:14.48)	(0:15.42)
10	10	Major Performer	2:29.21	0:28.81	53.4 (1980 - 1800)	2:29.21	2:16.94 [8]	2:02.09 [6]	1:46.49 [5]	1:31.40 [6]	1:16.20 [5]	1:00.65 [6]	0:46.12 [6]
	(10)	R T May	20.7L (-18)	0:46.17	800-600 (0:14.52)	(0:12.27)	(0:14.86)	(0:15.59)	(0:15.09)	(0:15.20)	(0:15.55)	(0:14.52)	(0:15.40)

Scratched: Bettor Than Lizzy (#9)

- [] Position in running at each section and finish
- :-:- No data available at this section
- NA No data available
- DNT Did not track
- TAB# Saddle cloth number
- BAR# Barrier/Gate Position
- DNF Did not finish
- DT-W Distance travelled compared to winner in metres
- Fastest split
- Fastest section



NZ Metropolitan Trotting Club Inc Harness
 Race 10: GOLD BAND TAXIS MOBILE PACE - 1980m
 13 March 2026 - 9:38PM



Weather: Fine

Field Times (Race Tempo) 2:25.49 (0:11.59) 2:13.90 (0:14.82) 1:59.08 (0:15.64) 1:43.44 (0:15.08) 1:28.36 (0:15.22) 1:13.14 (0:15.30) 0:57.84 (0:14.40) 0:43.44 (0:14.98)

Rank	TAB#	Horse	Overall Time	First 400m	Top Speed km/h (Section)	L1980	L1800	L1600	L1400	L1200	L1000	L800	L600
	(BAR#)	Driver	Margin (DT-W)	Last 600m	Fastest Section (Time)	Start - 1800	1800 - 1600	1600 - 1400	1400 - 1200	1200 - 1000	1000 - 800	800 - 600	600 - 400
11	6	Burnham Girl	2:29.40	0:29.47	51.8 (1980 - 1800)	2:29.40	2:17.12 [9]	2:02.00 [7]	1:46.66 [6]	1:32.07 [2]	1:16.87 [2]	1:01.36 [3]	0:46.88 [3]
	(6)	A M Butt	21.7L (+2)	0:46.96	800-600 (0:14.47)	(0:12.28)	(0:15.12)	(0:15.34)	(0:14.59)	(0:15.20)	(0:15.51)	(0:14.47)	(0:15.65)
12	4	Keeping It Kiwi	2:31.75	0:29.20	54.9 (1980 - 1800)	2:31.75	2:20.16 [1]	2:04.67 [5]	1:48.70 [8]	1:33.64 [7]	1:18.27 [8]	1:02.96 [7]	0:48.46 [7]
	(4)	R D Holmes	34.8L (-5)	0:48.57	800-600 (0:14.50)	(0:11.59)	(0:15.49)	(0:15.97)	(0:15.06)	(0:15.37)	(0:15.30)	(0:14.50)	(0:15.61)

Scratched: Bettor Than Lizzy (#9)

[] Position in running at each section and finish TAB# Saddle cloth number

Fastest split

-:--:-- No data available at this section

BAR# Barrier/Gate Position

Fastest section

NA No data available

DNF Did not finish

DNT Did not track

DT-W Distance travelled compared to winner in metres



NZ Metropolitan Trotting Club Inc Harness
 Race 10: GOLD BAND TAXIS MOBILE PACE - 1980m
 13 March 2026 - 9:38PM



Weather: Fine

Field Times 0:28.46 0:14.36
 (Race Tempo) (0:14.10) (0:14.36)

Rank	TAB#	Horse	Overall Time	First 400m	Top Speed km/h (Section)	L400	L200						
	(BAR#)	Driver	Margin (DT-W)	Last 600m	Fastest Section (Time)	400 - 200	200 - Finish						
1	5	Sacetas	2:25.49	0:29.09	53.8 (1980 - 1800)	0:28.46 [1]	0:14.36 [1]						
	(5)	John R Dunn		0:43.44	400-200 (0:14.10)	(0:14.10)	(0:14.36)						
2	1	Sunsoutgunsout	2:26.18	0:28.49	55.1 (1980 - 1800)	0:28.73 [2]	0:14.48 [2]						
	(1)	B N Orange	3.8L (-21)	0:43.84	400-200 (0:14.26)	(0:14.26)	(0:14.48)						
3	3	Fusion Reactor	2:26.27	0:28.87	53.1 (1980 - 1800)	0:28.46 [3]	0:14.19 [3]						
	(3)	W J House	4.3L (-19)	0:43.64	200-0 (0:14.21)	(0:14.28)	(0:14.21)						
4	12	Rena	2:27.18	0:29.77	54.9 (200-0)	0:27.62 [12]	0:13.26 [10]						
	(12)	B T Hope	9.4L (+0)	0:43.10	200-0 (0:13.26)	(0:14.36)	(0:13.26)						
5	13	Don't Tell Jenny	2:27.62	0:29.57	52.8 (200-0)	0:28.29 [11]	0:13.88 [7]						
	(13)	R L Houghton	11.8L (-3)	0:43.84	200-0 (0:13.92)	(0:14.41)	(0:13.92)						
6	2	Lily's A Star	2:27.65	0:29.52	52.8 (200-0)	0:28.65 [9]	0:14.08 [6]						
	(2)	S E O'Reilly	12.0L (+2)	0:44.13	200-0 (0:14.09)	(0:14.57)	(0:14.09)						
7	8	Woodlea Rocks	2:27.97	0:28.97	53.4 (1980 - 1800)	0:29.57 [5]	0:14.79 [4]						
	(8)	J C Morrison	13.8L (-7)	0:45.06	800-600 (0:14.49)	(0:14.78)	(0:14.79)						
8	7	My Wingman	2:28.57	0:30.11	52.3 (1980 - 1800)	0:29.55 [10]	0:14.61 [11]						
	(7)	S J Thornley	17.1L (-11)	0:44.81	1400-1200 (0:14.24)	(0:14.94)	(0:14.64)						
9	11	Blazing Knuckles	2:28.88	0:29.19	52.2 (1800-1600)	0:30.05 [7]	0:15.14 [8]						
	(11)	D M Williams	18.9L (-17)	0:45.52	800-600 (0:14.48)	(0:14.91)	(0:15.19)						
10	10	Major Performer	2:29.21	0:28.81	53.4 (1980 - 1800)	0:30.72 [6]	0:15.45 [9]						
	(10)	R T May	20.7L (-18)	0:46.17	800-600 (0:14.52)	(0:15.26)	(0:15.51)						

Scratched: Bettor Than Lizzy (#9)

[] Position in running at each section and finish TAB# Saddle cloth number

Fastest split

-:-:- No data available at this section

BAR# Barrier/Gate Position

Fastest section

NA No data available

DNF Did not finish

DNT Did not track

DT-W Distance travelled compared to winner in metres



NZ Metropolitan Trotting Club Inc Harness
 Race 10: GOLD BAND TAXIS MOBILE PACE - 1980m
 13 March 2026 - 9:38PM



Weather: Fine

Field Times 0:28.46 0:14.36
 (Race Tempo) (0:14.10) (0:14.36)

Rank	TAB#	Horse	Overall Time	First 400m	Top Speed km/h (Section)	L400	L200						
	(BAR#)	Driver	Margin (DT-W)	Last 600m	Fastest Section (Time)	400 - 200	200 - Finish						
11	6	Burnham Girl	2:29.40	0:29.47	51.8 (1980 - 1800)	0:31.23 [4]	0:15.84 [5]						
	(6)	A M Butt	21.7L (+2)	0:46.96	800-600 (0:14.47)	(0:15.39)	(0:15.92)						
12	4	Keeping It Kiwi	2:31.75	0:29.20	54.9 (1980 - 1800)	0:32.86 [8]	0:17.08 [12]						
	(4)	R D Holmes	34.8L (-5)	0:48.57	800-600 (0:14.50)	(0:15.77)	(0:17.19)						

Scratched: Bettor Than Lizzy (#9)

[] Position in running at each section and finish TAB# Saddle cloth number

Fastest split

-:--:-- No data available at this section

BAR# Barrier/Gate Position

Fastest section

NA No data available

DNF Did not finish

DNT Did not track

DT-W Distance travelled compared to winner in metres

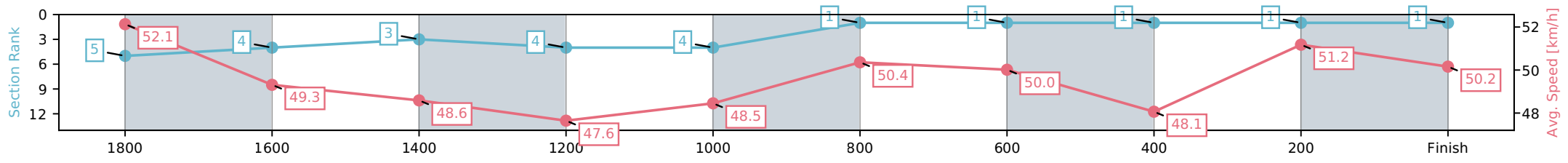
Horse/Jockey Name	Sacetas/John R Dunn
Finish Rank	1
Fastest Section Time (Section)	0:14.10 (400-200)
Top Speed [km/h] (Section)	53.8 (1980 - 1800)
Race State	Finished



NZ Metropolitan Trotting Club Inc Harness
 Race 10: GOLD BAND TAXIS MOBILE PACE - 1980m
 13 March 2026 - 9:38PM
 Weather: Fine



Section	L1980	L1800	L1600	L1400	L1200	L1000	L800	L600	L400	L200
Section Times	2:25.49 (0:11.99)	2:13.50 [4] (0:15.06)	1:58.44 [3] (0:15.37)	1:43.07 [4] (0:15.11)	1:27.96 [4] (0:15.32)	1:12.65 [1] (0:14.81)	0:57.84 [1] (0:14.40)	0:43.44 [1] (0:14.98)	0:28.46 [1] (0:14.10)	0:14.36 [1] (0:14.36)
Average Speed [km/h]	52.1	49.3	48.6	47.6	48.5	50.4	50.0	48.1	51.2	50.2
Top Speed [km/h]	53.8	52.3	49.4	49.1	49.7	53.2	53.3	50.7	51.7	51.5
Avg. Dist. to Rail [m]	9.4	5.0	4.8	6.1	3.7	4.5	1.9	0.5	0.8	3.1



[] Ranking at each section and finish
 -:-:- No data available at this section
 NA No data available

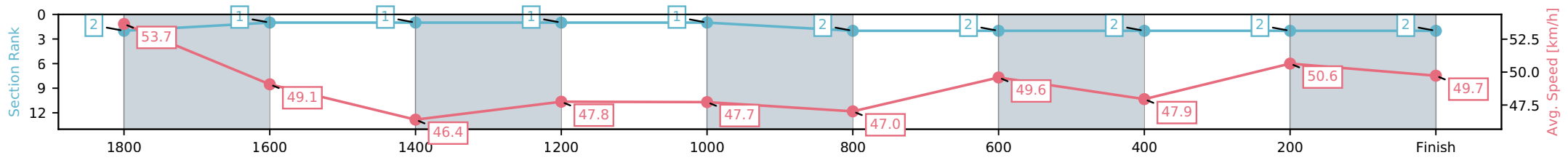
Horse/Jockey Name	Sunsoutgunsout/B N Orange
Finish Rank	2
Fastest Section Time (Section)	0:14.26 (400-200)
Top Speed [km/h] (Section)	55.1 (1980 - 1800)
Race State	Finished



NZ Metropolitan Trotting Club Inc Harness
 Race 10: GOLD BAND TAXIS MOBILE PACE - 1980m
 13 March 2026 - 9:38PM
 Weather: Fine



Section	L1980	L1800	L1600	L1400	L1200	L1000	L800	L600	L400	L200
Section Times	2:26.18 (0:11.64)	2:14.54 [1] (0:14.77)	1:59.77 [1] (0:15.64)	1:44.13 [1] (0:15.08)	1:29.05 [1] (0:15.22)	1:13.83 [2] (0:15.48)	0:58.35 [2] (0:14.52)	0:43.84 [2] (0:15.10)	0:28.73 [2] (0:14.26)	0:14.48 [2] (0:14.48)
Average Speed [km/h]	53.7	49.1	46.4	47.8	47.7	47.0	49.6	47.9	50.6	49.7
Top Speed [km/h]	55.1	53.9	47.7	48.9	49.3	49.8	51.0	50.0	51.2	51.1
Avg. Dist. to Rail [m]	3.2	1.3	1.3	3.2	1.2	1.6	2.0	1.1	1.0	4.4



[] Ranking at each section and finish
 -:-:- No data available at this section
 NA No data available

Horse/Jockey Name	Fusion Reactor/W J House
Finish Rank	3
Fastest Section Time (Section)	0:14.21 (200-0)
Top Speed [km/h] (Section)	53.1 (1980 - 1800)
Race State	Finished



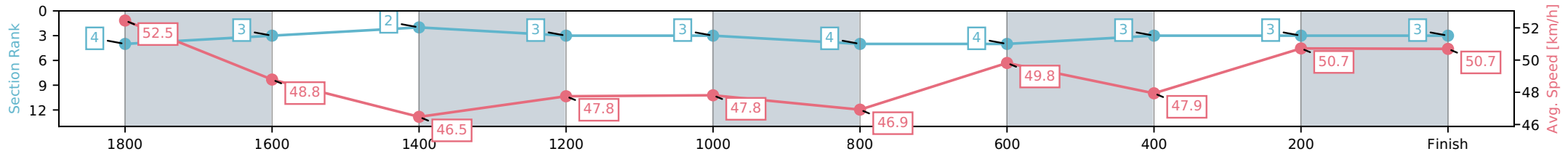
NZ Metropolitan Trotting Club Inc Harness
Race 10: GOLD BAND TAXIS MOBILE PACE - 1980m



13 March 2026 - 9:38PM

Weather: Fine

Section	L1980	L1800	L1600	L1400	L1200	L1000	L800	L600	L400	L200
Section Times	2:26.27 (0:11.89)	2:14.38 [3] (0:14.88)	1:59.50 [2] (0:15.62)	1:43.88 [3] (0:15.08)	1:28.80 [3] (0:15.22)	1:13.59 [4] (0:15.52)	0:58.06 [4] (0:14.45)	0:43.61 [3] (0:15.15)	0:28.46 [3] (0:14.28)	0:14.19 [3] (0:14.21)
Average Speed [km/h]	52.5	48.8	46.5	47.8	47.8	46.9	49.8	47.9	50.7	50.7
Top Speed [km/h]	53.1	52.6	47.9	48.5	49.9	49.1	51.6	49.9	52.1	52.1
Avg. Dist. to Rail [m]	5.9	1.7	1.4	3.4	1.4	1.6	1.7	1.4	1.2	3.2



- [] Ranking at each section and finish
- :-:- No data available at this section
- NA No data available

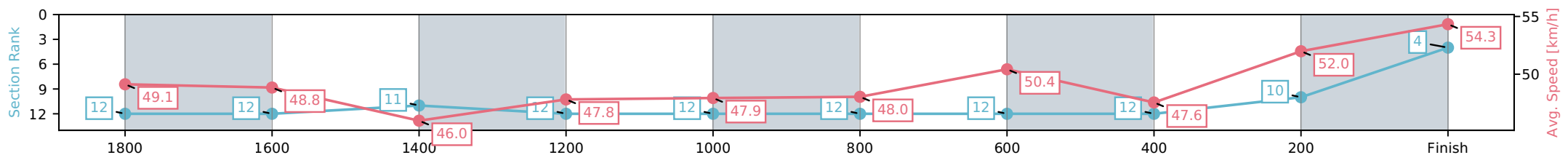
Horse/Jockey Name	Rena/B T Hope
Finish Rank	4
Fastest Section Time (Section)	0:13.26 (200-0)
Top Speed [km/h] (Section)	54.9 (200-0)
Race State	Finished



NZ Metropolitan Trotting Club Inc Harness
 Race 10: GOLD BAND TAXIS MOBILE PACE - 1980m
 13 March 2026 - 9:38PM
 Weather: Fine



Section	L1980	L1800	L1600	L1400	L1200	L1000	L800	L600	L400	L200
Section Times	2:27.18 (0:13.04)	2:14.14 [12] (0:14.98)	1:59.16 [11] (0:15.92)	1:43.24 [12] (0:15.07)	1:28.17 [12] (0:15.40)	1:12.78 [12] (0:15.41)	0:57.37 [12] (0:14.27)	0:43.10 [12] (0:15.48)	0:27.62 [10] (0:14.36)	0:13.26 [4] (0:13.26)
Average Speed [km/h]	49.1	48.8	46.0	47.8	47.9	48.0	50.4	47.6	52.0	54.3
Top Speed [km/h]	50.1	52.0	47.4	48.8	49.2	49.6	51.6	51.0	54.1	54.9
Avg. Dist. to Rail [m]	5.2	2.4	2.5	5.6	3.2	3.7	4.2	3.2	5.7	11.0



[] Ranking at each section and finish
 -:-:- No data available at this section
 NA No data available

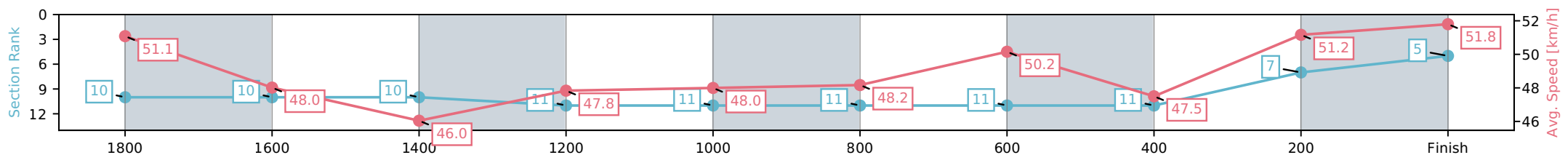
Horse/Jockey Name	Don't Tell Jenny/R L Houghton
Finish Rank	5
Fastest Section Time (Section)	0:13.92 (200-0)
Top Speed [km/h] (Section)	52.8 (200-0)
Race State	Finished



NZ Metropolitan Trotting Club Inc Harness
 Race 10: GOLD BAND TAXIS MOBILE PACE - 1980m
 13 March 2026 - 9:38PM
 Weather: Fine



Section	L1980	L1800	L1600	L1400	L1200	L1000	L800	L600	L400	L200
Section Times	2:27.62 (0:12.51)	2:15.11 [10] (0:15.26)	1:59.85 [10] (0:15.87)	1:43.98 [11] (0:15.05)	1:28.93 [11] (0:15.40)	1:13.53 [11] (0:15.38)	0:58.15 [11] (0:14.35)	0:43.80 [11] (0:15.51)	0:28.29 [7] (0:14.41)	0:13.88 [5] (0:13.92)
Average Speed [km/h]	51.1	48.0	46.0	47.8	48.0	48.2	50.2	47.5	51.2	51.8
Top Speed [km/h]	52.5	51.0	47.1	48.7	49.3	49.2	51.1	50.4	52.1	52.8
Avg. Dist. to Rail [m]	6.9	3.2	2.2	5.2	3.3	3.8	4.0	3.3	3.9	8.5



[] Ranking at each section and finish
 -:-:- No data available at this section
 NA No data available

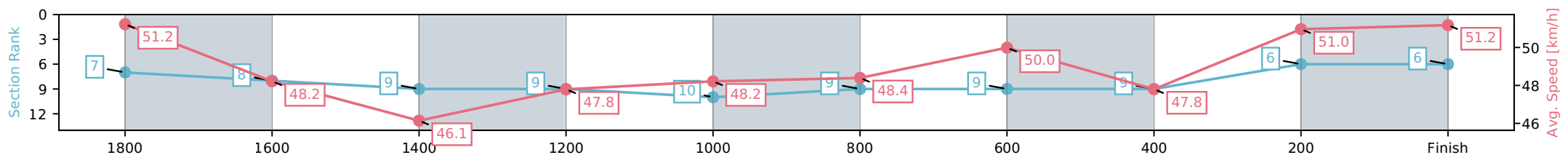
Horse/Jockey Name	Lily's A Star/S E O'Reilly
Finish Rank	6
Fastest Section Time (Section)	0:14.09 (200-0)
Top Speed [km/h] (Section)	52.8 (200-0)
Race State	Finished



NZ Metropolitan Trotting Club Inc Harness
 Race 10: GOLD BAND TAXIS MOBILE PACE - 1980m
 13 March 2026 - 9:38PM
 Weather: Fine



Section	L1980	L1800	L1600	L1400	L1200	L1000	L800	L600	L400	L200
Section Times	2:27.65 (0:12.21)	2:15.44 [8] (0:15.22)	2:00.21 [9] (0:15.93)	1:44.29 [9] (0:15.07)	1:29.22 [10] (0:15.38)	1:13.84 [9] (0:15.32)	0:58.52 [9] (0:14.41)	0:44.11 [9] (0:15.47)	0:28.65 [6] (0:14.57)	0:14.08 [6] (0:14.09)
Average Speed [km/h]	51.2	48.2	46.1	47.8	48.2	48.4	50.0	47.8	51.0	51.2
Top Speed [km/h]	52.5	51.7	47.1	48.3	49.1	49.2	50.7	50.7	51.5	52.8
Avg. Dist. to Rail [m]	4.8	3.2	2.9	6.0	3.7	3.9	4.3	3.6	4.9	8.3



[] Ranking at each section and finish
 -:-:- No data available at this section
 NA No data available

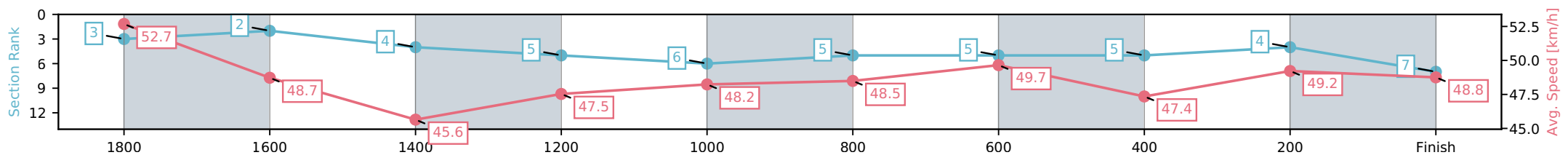
Horse/Jockey Name	Woodlea Rocks/J C Morrison
Finish Rank	7
Fastest Section Time (Section)	0:14.49 (800-600)
Top Speed [km/h] (Section)	53.4 (1980 - 1800)
Race State	Finished



NZ Metropolitan Trotting Club Inc Harness
 Race 10: GOLD BAND TAXIS MOBILE PACE - 1980m
 13 March 2026 - 9:38PM
 Weather: Fine



Section	L1980	L1800	L1600	L1400	L1200	L1000	L800	L600	L400	L200
Section Times	2:27.97 (0:11.75)	2:16.22 [2] (0:14.98)	2:01.24 [4] (0:15.92)	1:45.32 [5] (0:15.14)	1:30.17 [6] (0:15.29)	1:14.89 [5] (0:15.33)	0:59.55 [5] (0:14.49)	0:45.06 [5] (0:15.49)	0:29.57 [4] (0:14.78)	0:14.79 [7] (0:14.79)
Average Speed [km/h]	52.7	48.7	45.6	47.5	48.2	48.5	49.7	47.4	49.2	48.8
Top Speed [km/h]	53.4	52.6	47.3	48.7	49.4	49.5	50.7	49.5	49.7	49.8
Avg. Dist. to Rail [m]	11.2	2.9	1.6	5.5	3.0	4.1	3.6	2.7	1.9	4.8



[] Ranking at each section and finish
 -:-:- No data available at this section
 NA No data available

Horse/Jockey Name	My Wingman/S J Thornley
Finish Rank	8
Fastest Section Time (Section)	0:14.24 (1400-1200)
Top Speed [km/h] (Section)	52.3 (1980 - 1800)
Race State	Finished



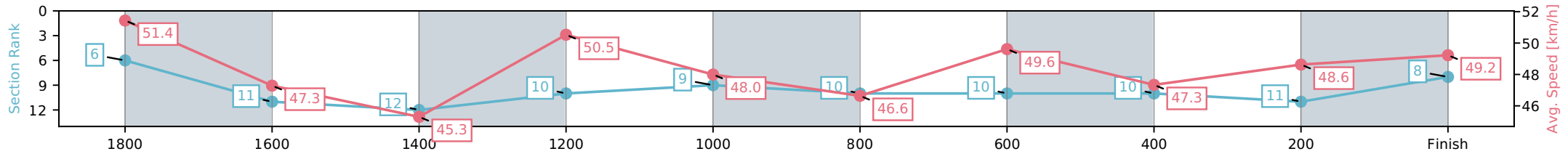
NZ Metropolitan Trotting Club Inc Harness
 Race 10: GOLD BAND TAXIS MOBILE PACE - 1980m



13 March 2026 - 9:38PM

Weather: Fine

Section	L1980	L1800	L1600	L1400	L1200	L1000	L800	L600	L400	L200
Section Times	2:28.57 (0:12.16)	2:16.41 [11] (0:15.80)	2:00.61 [12] (0:16.27)	1:44.33 [10] (0:14.24)	1:30.09 [9] (0:15.12)	1:14.97 [10] (0:15.68)	0:59.29 [10] (0:14.51)	0:44.78 [10] (0:15.23)	0:29.55 [11] (0:14.94)	0:14.61 [8] (0:14.64)
Average Speed [km/h]	51.4	47.3	45.3	50.5	48.0	46.6	49.6	47.3	48.6	49.2
Top Speed [km/h]	52.3	50.5	49.8	52.2	49.3	47.9	50.4	49.5	49.8	50.7
Avg. Dist. to Rail [m]	12.5	6.5	2.9	2.8	1.1	2.1	2.2	0.5	1.4	2.2



- [] Ranking at each section and finish
- :-:- No data available at this section
- NA No data available

Horse/Jockey Name	Blazing Knuckles/D M Williams
Finish Rank	9
Fastest Section Time (Section)	0:14.48 (800-600)
Top Speed [km/h] (Section)	52.2 (1800-1600)
Race State	Finished



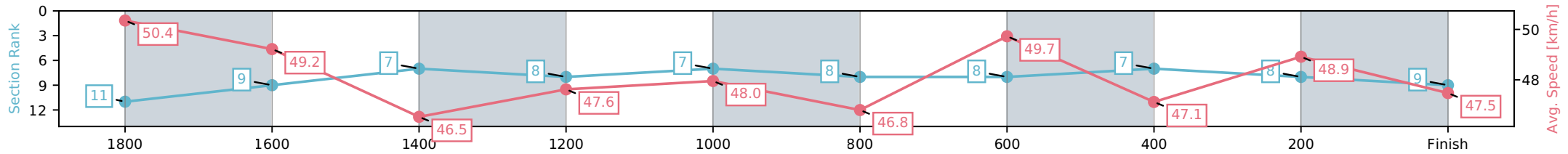
NZ Metropolitan Trotting Club Inc Harness
 Race 10: GOLD BAND TAXIS MOBILE PACE - 1980m



13 March 2026 - 9:38PM

Weather: Fine

Section	L1980	L1800	L1600	L1400	L1200	L1000	L800	L600	L400	L200
Section Times	2:28.88 (0:12.70)	2:16.18 [9] (0:14.74)	2:01.44 [7] (0:15.58)	1:45.85 [8] (0:15.12)	1:30.74 [7] (0:15.19)	1:15.55 [8] (0:15.60)	0:59.95 [8] (0:14.48)	0:45.47 [7] (0:15.42)	0:30.05 [8] (0:14.91)	0:15.14 [9] (0:15.19)
Average Speed [km/h]	50.4	49.2	46.5	47.6	48.0	46.8	49.7	47.1	48.9	47.5
Top Speed [km/h]	50.9	52.2	48.3	48.3	49.7	48.1	50.2	48.7	49.7	49.6
Avg. Dist. to Rail [m]	4.0	1.4	1.2	3.6	1.5	2.0	2.5	1.4	2.6	7.1



- [] Ranking at each section and finish
- :-:- No data available at this section
- NA No data available

Horse/Jockey Name	Major Performer/R T May
Finish Rank	10
Fastest Section Time (Section)	0:14.52 (800-600)
Top Speed [km/h] (Section)	53.4 (1980 - 1800)
Race State	Finished



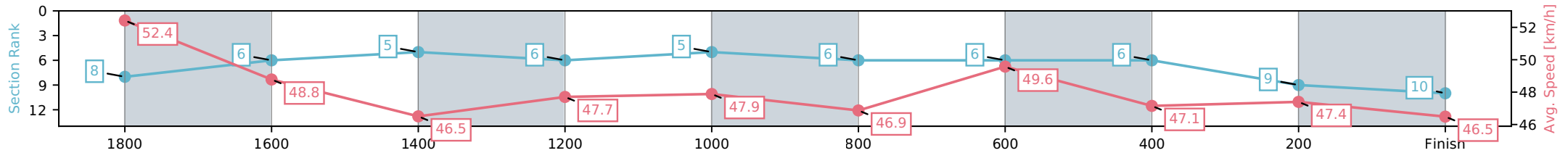
NZ Metropolitan Trotting Club Inc Harness
 Race 10: GOLD BAND TAXIS MOBILE PACE - 1980m



13 March 2026 - 9:38PM

Weather: Fine

Section	L1980	L1800	L1600	L1400	L1200	L1000	L800	L600	L400	L200
Section Times	2:29.21 (0:12.27)	2:16.94 [6] (0:14.86)	2:02.09 [5] (0:15.59)	1:46.49 [6] (0:15.09)	1:31.40 [5] (0:15.20)	1:16.20 [6] (0:15.55)	1:00.65 [6] (0:14.52)	0:46.12 [6] (0:15.40)	0:30.72 [9] (0:15.26)	0:15.45 [10] (0:15.51)
Average Speed [km/h]	52.4	48.8	46.5	47.7	47.9	46.9	49.6	47.1	47.4	46.5
Top Speed [km/h]	53.4	52.6	47.9	48.2	49.5	48.3	50.1	48.2	47.9	47.7
Avg. Dist. to Rail [m]	2.4	1.3	1.2	3.5	1.4	1.8	2.1	1.4	1.0	3.2



- [] Ranking at each section and finish
- :-:- No data available at this section
- NA No data available

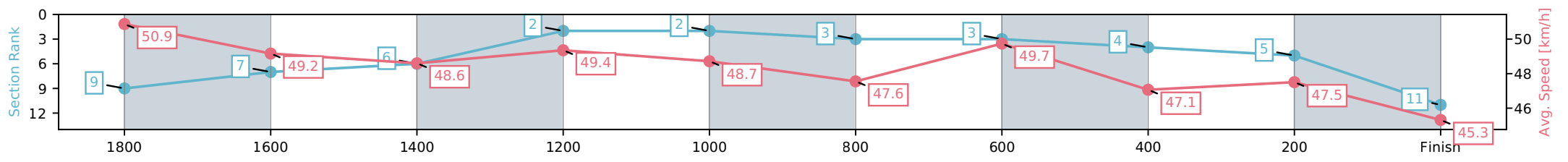
Horse/Jockey Name	Burnham Girl/A M Butt
Finish Rank	11
Fastest Section Time (Section)	0:14.47 (800-600)
Top Speed [km/h] (Section)	51.8 (1980 - 1800)
Race State	Finished



NZ Metropolitan Trotting Club Inc Harness
 Race 10: GOLD BAND TAXIS MOBILE PACE - 1980m
 13 March 2026 - 9:38PM
 Weather: Fine



Section	L1980	L1800	L1600	L1400	L1200	L1000	L800	L600	L400	L200
Section Times	2:29.40 (0:12.28)	2:17.12 [7] (0:15.12)	2:02.00 [6] (0:15.34)	1:46.66 [2] (0:14.59)	1:32.07 [2] (0:15.20)	1:16.87 [3] (0:15.51)	1:01.36 [3] (0:14.47)	0:46.88 [4] (0:15.65)	0:31.23 [5] (0:15.39)	0:15.84 [11] (0:15.92)
Average Speed [km/h]	50.9	49.2	48.6	49.4	48.7	47.6	49.7	47.1	47.5	45.3
Top Speed [km/h]	51.8	50.7	49.4	49.7	49.7	48.5	50.8	48.0	48.2	47.3
Avg. Dist. to Rail [m]	10.8	5.5	4.7	7.3	3.6	3.4	3.7	3.3	2.4	5.4



[] Ranking at each section and finish
 -:-:- No data available at this section
 NA No data available

Horse/Jockey Name	Keeping It Kiwi/R D Holmes
Finish Rank	12
Fastest Section Time (Section)	0:14.50 (800-600)
Top Speed [km/h] (Section)	54.9 (1980 - 1800)
Race State	Finished



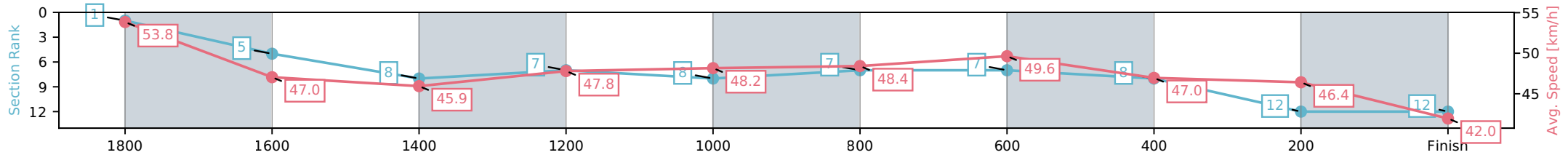
NZ Metropolitan Trotting Club Inc Harness
 Race 10: GOLD BAND TAXIS MOBILE PACE - 1980m



13 March 2026 - 9:38PM

Weather: Fine

Section	L1980	L1800	L1600	L1400	L1200	L1000	L800	L600	L400	L200
Section Times	2:31.75 (0:11.59)	2:20.16 [5] (0:15.49)	2:04.67 [8] (0:15.97)	1:48.70 [7] (0:15.06)	1:33.64 [8] (0:15.37)	1:18.27 [7] (0:15.30)	1:02.96 [7] (0:14.50)	0:48.46 [8] (0:15.61)	0:32.86 [12] (0:15.77)	0:17.08 [12] (0:17.19)
Average Speed [km/h]	53.8	47.0	45.9	47.8	48.2	48.4	49.6	47.0	46.4	42.0
Top Speed [km/h]	54.9	52.7	46.8	48.7	49.2	49.6	50.2	48.2	47.5	45.4
Avg. Dist. to Rail [m]	6.5	2.4	2.8	5.7	3.4	3.8	4.1	2.6	2.6	3.4



- [] Ranking at each section and finish
- :-:- No data available at this section
- NA No data available