



NZ Metropolitan Trotting Club Inc Harness

Race 1: SYNCROFLEX SUPERIOR EQUINE & CANINE SUPPLEMENTS MOBILE PACE - 1980m

18 March 2026 - 4:13PM

Weather: Cloudy



Field Times (Race Tempo)	2:31.76 (0:11.96)	2:19.80 (0:16.70)	2:03.10 (0:16.68)	1:46.42 (0:16.66)	1:29.75 (0:16.91)	1:12.84 (0:14.72)	0:58.12 (0:15.10)	0:43.02 (0:15.36)
-----------------------------	----------------------	----------------------	----------------------	----------------------	----------------------	----------------------	----------------------	----------------------

Rank	TAB#	Horse	Overall Time	First 400m	Top Speed km/h (Section)	L1980	L1800	L1600	L1400	L1200	L1000	L800	L600
	(BAR#)	Driver	Margin (DT-W)	Last 600m	Fastest Section (Time)	Start - 1800	1800 - 1600	1600 - 1400	1400 - 1200	1200 - 1000	1000 - 800	800 - 600	600 - 400
1	3	Quinn	2:31.76	0:30.98	55.3 (200-0)	2:31.76	2:19.80 [1]	2:03.10 [1]	1:46.42 [1]	1:29.75 [1]	1:12.84 [1]	0:58.12 [1]	0:43.02 [1]
	(3)	C P Negus		0:43.02	200-0 (0:13.37)	(0:11.96)	(0:16.70)	(0:16.68)	(0:16.66)	(0:16.91)	(0:14.72)	(0:15.10)	(0:15.36)
2	1	Jack's Eyre	2:32.12	0:31.12	54.8 (200-0)	2:32.12	2:19.68 [2]	2:03.16 [2]	1:46.41 [2]	1:29.76 [2]	1:12.84 [3]	0:58.17 [3]	0:42.96 [3]
	(1)	C M Wigg	2.0L (-3)	0:42.96	200-0 (0:13.40)	(0:12.44)	(0:16.52)	(0:16.75)	(0:16.65)	(0:16.92)	(0:14.67)	(0:15.22)	(0:15.28)
3	4	Off The Edge	2:32.13	0:32.07	56.1 (200-0)	2:32.13	2:19.49 [3]	2:02.39 [4]	1:45.74 [4]	1:29.11 [5]	1:12.10 [7]	0:57.52 [7]	0:42.31 [7]
	(4)	A N Edge	2.1L (+9)	0:42.30	200-0 (0:13.10)	(0:12.64)	(0:17.10)	(0:16.66)	(0:16.63)	(0:17.01)	(0:14.58)	(0:15.22)	(0:15.34)
4	6	Don Juan	2:32.15	0:32.70	55.6 (400-200)	2:32.15	2:18.81 [6]	2:01.73 [6]	1:45.10 [7]	1:28.82 [6]	1:12.64 [4]	0:57.96 [5]	0:42.91 [4]
	(6)	N J H Munro	2.1L (+11)	0:42.89	200-0 (0:13.46)	(0:13.34)	(0:17.08)	(0:16.63)	(0:16.28)	(0:16.18)	(0:14.68)	(0:15.05)	(0:15.39)
5	5	Mouton Cadet	2:32.16	0:32.34	55.9 (200-0)	2:32.16	2:19.20 [5]	2:02.09 [5]	1:45.46 [5]	1:28.78 [7]	1:12.34 [6]	0:57.70 [6]	0:42.64 [6]
	(5)	B J Wilmott	2.2L (+17)	0:42.64	200-0 (0:13.30)	(0:12.96)	(0:17.10)	(0:16.63)	(0:16.68)	(0:16.44)	(0:14.65)	(0:15.05)	(0:15.35)
6	7	Warloch	2:32.38	0:33.05	53.3 (200-0)	2:32.38	2:18.82 [7]	2:01.60 [7]	1:45.38 [6]	1:29.36 [4]	1:13.25 [2]	0:58.52 [2]	0:43.49 [2]
	(7)	M J House	3.4L (+15)	0:43.50	200-0 (0:13.76)	(0:13.56)	(0:17.22)	(0:16.23)	(0:16.02)	(0:16.11)	(0:14.73)	(0:15.03)	(0:15.40)
7	2	Didjashoutthebar	2:32.44	0:31.44	57.4 (200-0)	2:32.44	2:19.56 [4]	2:03.14 [3]	1:46.50 [3]	1:29.75 [3]	1:12.88 [5]	0:58.27 [4]	0:42.95 [5]
	(2)	J Buckland-Stevens	3.8L (-7)	0:42.92	200-0 (0:13.61)	(0:12.88)	(0:16.42)	(0:16.65)	(0:16.74)	(0:16.88)	(0:14.61)	(0:15.32)	(0:15.02)

[] Position in running at each section and finish TAB# Saddle cloth number

Fastest split

-:-:- No data available at this section

BAR# Barrier/Gate Position

Fastest section

NA No data available

DNF Did not finish

DNT Did not track

DT-W Distance travelled compared to winner in metres



NZ Metropolitan Trotting Club Inc Harness

Race 1: SYNCROFLEX SUPERIOR EQUINE & CANINE SUPPLEMENTS MOBILE PACE - 1980m

18 March 2026 - 4:13PM



Weather: Cloudy

Field Times 0:27.66 0:13.37
(Race Tempo) (0:14.29) (0:13.37)

Rank	TAB#	Horse	Overall Time	First 400m	Top Speed km/h (Section)	L400	L200						
	(BAR#)	Driver	Margin (DT-W)	Last 600m	Fastest Section (Time)	400 - 200	200 - Finish						
1	3	Quinn	2:31.76	0:30.98	55.3 (200-0)	0:27.66 [1]	0:13.37 [1]						
	(3)	C P Negus		0:43.02	200-0 (0:13.37)	(0:14.29)	(0:13.37)						
2	1	Jack's Eyre	2:32.12	0:31.12	54.8 (200-0)	0:27.68 [3]	0:13.40 [4]						
	(1)	C M Wigg	2.0L (-3)	0:42.96	200-0 (0:13.40)	(0:14.28)	(0:13.40)						
3	4	Off The Edge	2:32.13	0:32.07	56.1 (200-0)	0:26.97 [7]	0:13.11 [7]						
	(4)	A N Edge	2.1L (+9)	0:42.30	200-0 (0:13.10)	(0:13.86)	(0:13.10)						
4	6	Don Juan	2:32.15	0:32.70	55.6 (400-200)	0:27.52 [5]	0:13.47 [3]						
	(6)	N J H Munro	2.1L (+11)	0:42.89	200-0 (0:13.46)	(0:14.04)	(0:13.46)						
5	5	Mouton Cadet	2:32.16	0:32.34	55.9 (200-0)	0:27.30 [6]	0:13.30 [6]						
	(5)	B J Wilmott	2.2L (+17)	0:42.64	200-0 (0:13.30)	(0:13.99)	(0:13.30)						
6	7	Warloch	2:32.38	0:33.05	53.3 (200-0)	0:28.09 [2]	0:13.75 [2]						
	(7)	M J House	3.4L (+15)	0:43.50	200-0 (0:13.76)	(0:14.34)	(0:13.76)						
7	2	Didjashoutthebar	2:32.44	0:31.44	57.4 (200-0)	0:27.93 [4]	0:13.63 [5]						
	(2)	J Buckland-Stevens	3.8L (-7)	0:42.92	200-0 (0:13.61)	(0:14.29)	(0:13.61)						

[] Position in running at each section and finish TAB# Saddle cloth number

Fastest split

-:-:- No data available at this section

BAR# Barrier/Gate Position

Fastest section

NA No data available

DNF Did not finish

DNT Did not track

DT-W Distance travelled compared to winner in metres

Horse/Jockey Name	Quinn/C P Negus
Finish Rank	1
Fastest Section Time (Section)	0:13.37 (200-0)
Top Speed [km/h] (Section)	55.3 (200-0)
Race State	Finished



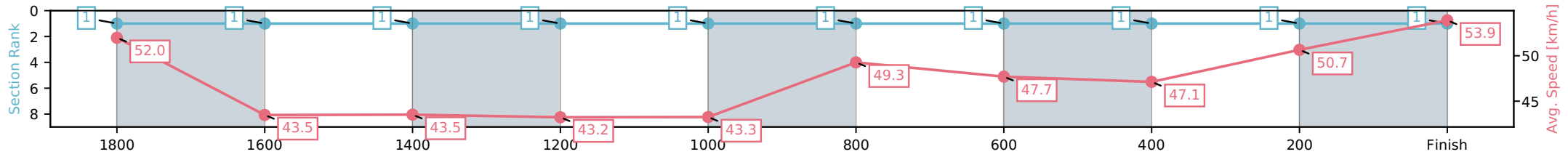
NZ Metropolitan Trotting Club Inc Harness
 Race 1: SYNCROFLEX SUPERIOR EQUINE & CANINE
 SUPPLEMENTS MOBILE PACE - 1980m



18 March 2026 - 4:13PM

Weather: Cloudy

Section	L1980	L1800	L1600	L1400	L1200	L1000	L800	L600	L400	L200
Section Times	2:31.76 (0:11.96)	2:19.80 [1] (0:16.70)	2:03.10 [1] (0:16.68)	1:46.42 [1] (0:16.66)	1:29.75 [1] (0:16.91)	1:12.84 [1] (0:14.72)	0:58.12 [1] (0:15.10)	0:43.02 [1] (0:15.36)	0:27.66 [1] (0:14.29)	0:13.37 [1] (0:13.37)
Average Speed [km/h]	52.0	43.5	43.5	43.2	43.3	49.3	47.7	47.1	50.7	53.9
Top Speed [km/h]	53.7	47.4	43.7	44.0	50.6	50.9	48.5	48.6	53.7	55.3
Avg. Dist. to Rail [m]	3.6	1.5	1.3	3.3	2.0	1.0	1.1	0.9	1.1	3.1



[] Ranking at each section and finish
 -:-:- No data available at this section
 NA No data available

Horse/Jockey Name	Jack's Eyre/C M Wigg
Finish Rank	2
Fastest Section Time (Section)	0:13.40 (200-0)
Top Speed [km/h] (Section)	54.8 (200-0)
Race State	Finished



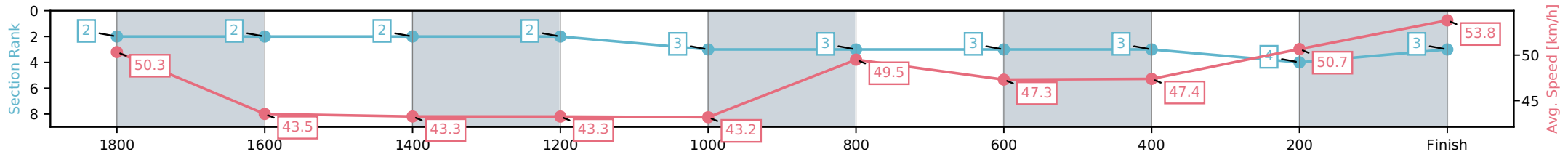
NZ Metropolitan Trotting Club Inc Harness
 Race 1: SYNCROFLEX SUPERIOR EQUINE & CANINE
 SUPPLEMENTS MOBILE PACE - 1980m



18 March 2026 - 4:13PM

Weather: Cloudy

Section	L1980	L1800	L1600	L1400	L1200	L1000	L800	L600	L400	L200
Section Times	2:32.12 (0:12.44)	2:19.68 [2] (0:16.52)	2:03.16 [2] (0:16.75)	1:46.41 [2] (0:16.65)	1:29.76 [3] (0:16.92)	1:12.84 [3] (0:14.67)	0:58.17 [3] (0:15.22)	0:42.96 [3] (0:15.28)	0:27.68 [4] (0:14.28)	0:13.40 [3] (0:13.40)
Average Speed [km/h]	50.3	43.5	43.3	43.3	43.2	49.5	47.3	47.4	50.7	53.8
Top Speed [km/h]	52.8	47.0	44.2	44.1	51.0	51.6	48.6	48.4	54.0	54.8
Avg. Dist. to Rail [m]	0.8	0.4	1.1	3.2	2.0	1.0	1.1	0.8	0.9	1.4



[] Ranking at each section and finish
 -:-:- No data available at this section
 NA No data available

Horse/Jockey Name	Off The Edge/A N Edge
Finish Rank	3
Fastest Section Time (Section)	0:13.10 (200-0)
Top Speed [km/h] (Section)	56.1 (200-0)
Race State	Finished



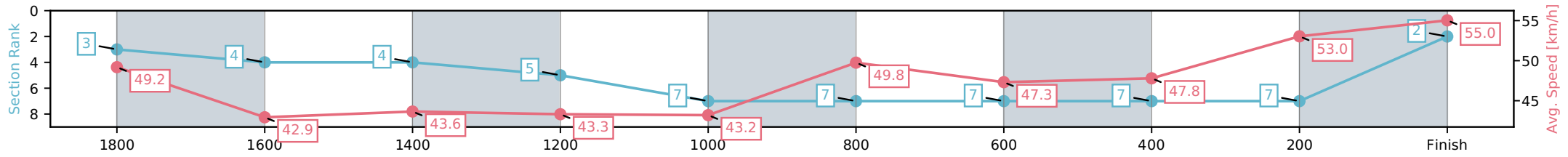
NZ Metropolitan Trotting Club Inc Harness
 Race 1: SYNCROFLEX SUPERIOR EQUINE & CANINE
 SUPPLEMENTS MOBILE PACE - 1980m



18 March 2026 - 4:13PM

Weather: Cloudy

Section	L1980	L1800	L1600	L1400	L1200	L1000	L800	L600	L400	L200
Section Times	2:32.13 (0:12.64)	2:19.49 [4] (0:17.10)	2:02.39 [4] (0:16.66)	1:45.74 [5] (0:16.63)	1:29.11 [7] (0:17.01)	1:12.10 [7] (0:14.58)	0:57.52 [7] (0:15.22)	0:42.31 [7] (0:15.34)	0:26.97 [7] (0:13.86)	0:13.11 [2] (0:13.10)
Average Speed [km/h]	49.2	42.9	43.6	43.3	43.2	49.8	47.3	47.8	53.0	55.0
Top Speed [km/h]	52.1	46.2	44.3	44.2	49.8	51.7	49.4	49.2	56.0	56.1
Avg. Dist. to Rail [m]	5.0	2.9	1.4	3.6	2.6	1.1	1.8	2.4	3.4	7.0



[] Ranking at each section and finish
 -:-:- No data available at this section
 NA No data available

Horse/Jockey Name	Don Juan/N J H Munro
Finish Rank	4
Fastest Section Time (Section)	0:13.46 (200-0)
Top Speed [km/h] (Section)	55.6 (400-200)
Race State	Finished



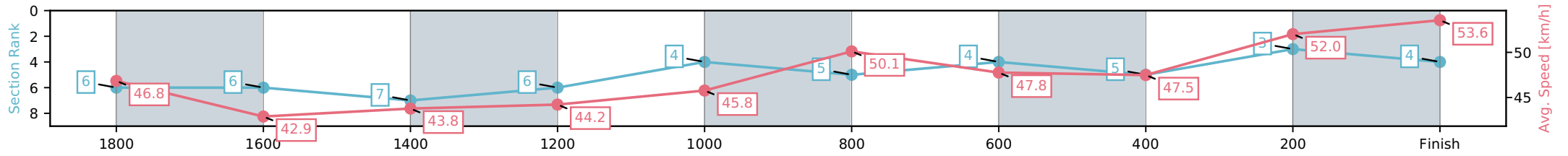
NZ Metropolitan Trotting Club Inc Harness
 Race 1: SYNCROFLEX SUPERIOR EQUINE & CANINE
 SUPPLEMENTS MOBILE PACE - 1980m



18 March 2026 - 4:13PM

Weather: Cloudy

Section	L1980	L1800	L1600	L1400	L1200	L1000	L800	L600	L400	L200
Section Times	2:32.15 (0:13.34)	2:18.81 [6] (0:17.08)	2:01.73 [7] (0:16.63)	1:45.10 [6] (0:16.28)	1:28.82 [4] (0:16.18)	1:12.64 [5] (0:14.68)	0:57.96 [4] (0:15.05)	0:42.91 [5] (0:15.39)	0:27.52 [3] (0:14.04)	0:13.47 [4] (0:13.46)
Average Speed [km/h]	46.8	42.9	43.8	44.2	45.8	50.1	47.8	47.5	52.0	53.6
Top Speed [km/h]	49.2	45.5	44.9	46.0	51.6	52.0	49.0	48.5	55.6	55.4
Avg. Dist. to Rail [m]	7.1	2.6	1.5	4.6	3.5	2.7	2.8	1.8	3.1	6.0



[] Ranking at each section and finish
 -:-:- No data available at this section
 NA No data available

Horse/Jockey Name	Mouton Cadet/B J Wilmott
Finish Rank	5
Fastest Section Time (Section)	0:13.30 (200-0)
Top Speed [km/h] (Section)	55.9 (200-0)
Race State	Finished



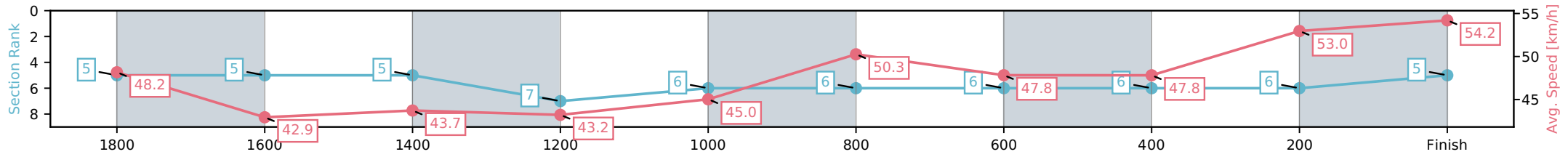
NZ Metropolitan Trotting Club Inc Harness
 Race 1: SYNCROFLEX SUPERIOR EQUINE & CANINE
 SUPPLEMENTS MOBILE PACE - 1980m



18 March 2026 - 4:13PM

Weather: Cloudy

Section	L1980	L1800	L1600	L1400	L1200	L1000	L800	L600	L400	L200
Section Times	2:32.16 (0:12.96)	2:19.20 [5] (0:17.10)	2:02.09 [5] (0:16.63)	1:45.46 [7] (0:16.68)	1:28.78 [6] (0:16.44)	1:12.34 [6] (0:14.65)	0:57.70 [6] (0:15.05)	0:42.64 [6] (0:15.35)	0:27.30 [6] (0:13.99)	0:13.30 [5] (0:13.30)
Average Speed [km/h]	48.2	42.9	43.7	43.2	45.0	50.3	47.8	47.8	53.0	54.2
Top Speed [km/h]	49.8	46.2	44.5	44.3	53.0	52.8	49.2	48.9	55.8	55.9
Avg. Dist. to Rail [m]	5.9	3.0	1.5	3.6	3.3	3.0	2.9	2.7	4.8	8.9



- [] Ranking at each section and finish
- :-:- No data available at this section
- NA No data available

Horse/Jockey Name	Warloch/M J House
Finish Rank	6
Fastest Section Time (Section)	0:13.76 (200-0)
Top Speed [km/h] (Section)	53.3 (200-0)
Race State	Finished



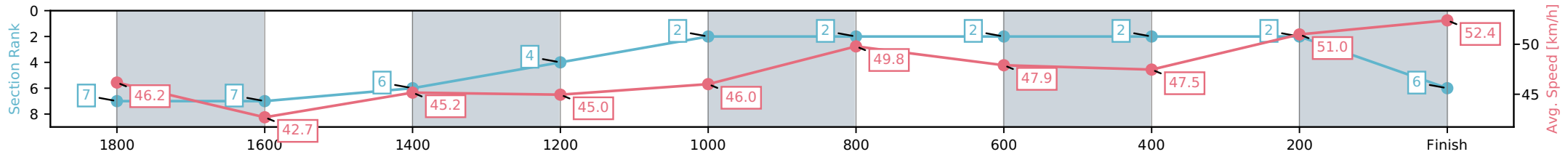
NZ Metropolitan Trotting Club Inc Harness
 Race 1: SYNCROFLEX SUPERIOR EQUINE & CANINE
 SUPPLEMENTS MOBILE PACE - 1980m



18 March 2026 - 4:13PM

Weather: Cloudy

Section	L1980	L1800	L1600	L1400	L1200	L1000	L800	L600	L400	L200
Section Times	2:32.38 (0:13.56)	2:18.82 [7] (0:17.22)	2:01.60 [6] (0:16.23)	1:45.38 [4] (0:16.02)	1:29.36 [2] (0:16.11)	1:13.25 [2] (0:14.73)	0:58.52 [2] (0:15.03)	0:43.49 [2] (0:15.40)	0:28.09 [2] (0:14.34)	0:13.75 [6] (0:13.76)
Average Speed [km/h]	46.2	42.7	45.2	45.0	46.0	49.8	47.9	47.5	51.0	52.4
Top Speed [km/h]	48.6	44.7	47.5	46.8	50.4	50.7	49.2	48.9	53.1	53.3
Avg. Dist. to Rail [m]	9.1	3.4	2.5	5.0	3.6	2.5	2.6	2.2	2.4	3.5



- [] Ranking at each section and finish
- :-:- No data available at this section
- NA No data available

Horse/Jockey Name	Didjashoutthebar/J Buckland-Stevens
Finish Rank	7
Fastest Section Time (Section)	0:13.61 (200-0)
Top Speed [km/h] (Section)	57.4 (200-0)
Race State	Finished



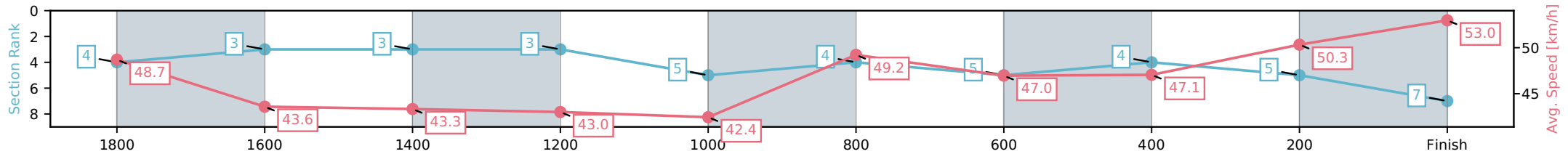
NZ Metropolitan Trotting Club Inc Harness
 Race 1: SYNCROFLEX SUPERIOR EQUINE & CANINE
 SUPPLEMENTS MOBILE PACE - 1980m



18 March 2026 - 4:13PM

Weather: Cloudy

Section	L1980	L1800	L1600	L1400	L1200	L1000	L800	L600	L400	L200
Section Times	2:32.44 (0:12.88)	2:19.56 [3] (0:16.42)	2:03.14 [3] (0:16.65)	1:46.50 [3] (0:16.74)	1:29.75 [5] (0:16.88)	1:12.88 [4] (0:14.61)	0:58.27 [5] (0:15.32)	0:42.95 [4] (0:15.02)	0:27.93 [5] (0:14.29)	0:13.63 [7] (0:13.61)
Average Speed [km/h]	48.7	43.6	43.3	43.0	42.4	49.2	47.0	47.1	50.3	53.0
Top Speed [km/h]	50.3	47.1	43.8	44.1	49.2	51.5	48.9	48.5	53.7	57.4
Avg. Dist. to Rail [m]	1.2	0.6	0.8	2.2	0.7	0.4	0.3	2.0	1.4	4.0



- [] Ranking at each section and finish
- :-:- No data available at this section
- NA No data available