



NZ Metropolitan Trotting Club Inc Harness  
 Race 3: SYNCRO-GASTRO PACE - 2600m  
 18 March 2026 - 5:25PM



Weather: Cloudy

Field Times (Race Tempo) 3:21.00 (0:16.76) 3:04.24 (0:14.66) 2:49.58 (0:15.90) 2:33.68 (0:15.90) 2:17.77 (0:16.56) 2:01.21 (0:16.04) 1:45.18 (0:15.31) 1:29.87 (0:15.51)

Rank	TAB#	Horse	Overall Time	First 400m	Top Speed km/h (Section)	L2600	L2400	L2200	L2000	L1800	L1600	L1400	L1200
	(BAR#)	Driver	Margin (DT-W)	Last 600m	Fastest Section (Time)	Start - 2400	2400 - 2200	2200 - 2000	2000 - 1800	1800 - 1600	1600 - 1400	1400 - 1200	1200 - 1000
1	6	The Town Of Light	3:21.00	0:33.76	53.2 (200-0)	3:21.00	3:02.31 [6]	2:47.24 [6]	2:31.45 [6]	2:15.27 [7]	1:59.02 [7]	1:43.27 [7]	1:28.52 [6]
	(6)	S J Thornley		0:42.99	200-0 (0:13.92)	(0:18.69)	(0:15.07)	(0:15.79)	(0:16.18)	(0:16.25)	(0:15.75)	(0:14.75)	(0:15.05)
2	10	Ultimatum	3:21.01	0:31.42	52.0 (2600 - 2400)	3:21.01	3:04.25 [1]	2:49.59 [1]	2:33.69 [1]	2:17.78 [1]	2:01.22 [1]	1:45.19 [1]	1:29.88 [1]
	(10)	S J Ottley	0.1L (-29)	0:43.46	200-0 (0:14.29)	(0:16.76)	(0:14.66)	(0:15.90)	(0:15.90)	(0:16.56)	(0:16.04)	(0:15.31)	(0:15.51)
3	7	Bella Ciao	3:21.83	0:33.25	52.4 (200-0)	3:21.83	3:03.74 [3]	2:48.58 [3]	2:32.94 [3]	2:17.04 [3]	2:00.86 [3]	1:45.00 [3]	1:29.89 [3]
	(7)	John R Dunn	4.6L (-22)	0:43.78	400-200 (0:14.36)	(0:18.09)	(0:15.16)	(0:15.64)	(0:15.90)	(0:16.18)	(0:15.86)	(0:15.12)	(0:15.37)
4	4	Sky News	3:21.90	0:33.61	51.9 (200-0)	3:21.90	3:03.50 [5]	2:48.28 [5]	2:32.66 [5]	2:16.75 [4]	2:00.59 [4]	1:44.73 [4]	1:29.61 [5]
	(4)	S J Tomlinson	5.0L (-20)	0:43.54	200-0 (0:14.15)	(0:18.40)	(0:15.21)	(0:15.63)	(0:15.91)	(0:16.16)	(0:15.86)	(0:15.13)	(0:15.35)
5	9	Blastfromthepast	3:21.94	0:32.06	51.6 (2400-2200)	3:21.94	3:04.54 [2]	2:49.88 [2]	2:34.05 [2]	2:18.17 [2]	2:01.64 [2]	1:45.64 [2]	1:30.39 [2]
	(9)	J J A Young-Grant	5.2L (-24)	0:44.19	400-200 (0:14.51)	(0:17.40)	(0:14.66)	(0:15.83)	(0:15.88)	(0:16.53)	(0:16.00)	(0:15.25)	(0:15.45)
6	2	Willy Away	3:22.12	0:33.99	51.9 (400-200)	3:22.12	3:03.23 [7]	2:48.13 [7]	2:32.41 [7]	2:16.46 [6]	2:00.41 [6]	1:44.59 [6]	1:29.49 [7]
	(2)	C A Butt	6.2L (-11)	0:43.80	400-200 (0:14.41)	(0:18.89)	(0:15.10)	(0:15.72)	(0:15.94)	(0:16.05)	(0:15.82)	(0:15.09)	(0:15.36)
7	1	Delight With Me	3:22.25	0:34.69	51.5 (200-0)	3:22.25	3:02.42 [9]	2:47.57 [9]	2:31.76 [9]	2:15.75 [9]	1:59.52 [9]	1:43.72 [9]	1:29.11 [9]
	(1)	B N Orange	6.9L (+0)	0:43.60	200-0 (0:14.10)	(0:19.83)	(0:14.86)	(0:15.81)	(0:16.01)	(0:16.23)	(0:15.80)	(0:14.61)	(0:15.22)
8	5	Enoka	3:22.64	0:33.43	50.4 (2600 - 2400)	3:22.64	3:04.38 [4]	2:49.21 [4]	2:33.41 [4]	2:17.23 [5]	2:00.98 [5]	1:45.22 [5]	1:30.46 [4]
	(5)	R D Close	9.1L (-2)	0:44.94	1400-1200 (0:14.77)	(0:18.26)	(0:15.17)	(0:15.80)	(0:16.18)	(0:16.25)	(0:15.76)	(0:14.77)	(0:15.05)
9	12	Ultimate Dreamer	3:22.65	0:35.41	51.2 (200-0)	3:22.65	3:02.66 [10]	2:47.24 [10]	2:31.72 [10]	2:15.68 [10]	1:59.64 [10]	1:43.62 [10]	1:28.92 [10]
	(U2)	A M Butt	9.2L (-20)	0:43.73	200-0 (0:14.36)	(0:19.99)	(0:15.42)	(0:15.52)	(0:16.04)	(0:16.04)	(0:16.02)	(0:14.70)	(0:14.93)
10	13	Taika	3:23.48	0:34.31	52.0 (200-0)	3:23.48	3:04.11 [8]	2:49.17 [8]	2:33.52 [8]	2:17.38 [8]	2:01.14 [8]	1:45.38 [8]	1:30.68 [8]
	(U3)	G A Shand	13.8L (+0)	0:43.49	800-600 (0:14.32)	(0:19.37)	(0:14.94)	(0:15.65)	(0:16.14)	(0:16.24)	(0:15.76)	(0:14.71)	(0:15.44)

Scratched: Delightingold (#8)

- [ ] Position in running at each section and finish
- :-:-- No data available at this section
- NA No data available
- DNT Did not track
- TAB# Saddle cloth number
- BAR# Barrier/Gate Position
- DNF Did not finish
- DT-W Distance travelled compared to winner in metres
- Fastest split
- Fastest section



NZ Metropolitan Trotting Club Inc Harness  
 Race 3: SYNCRO-GASTRO PACE - 2600m  
 18 March 2026 - 5:25PM



Weather: Cloudy

Field Times (Race Tempo) 3:21.00 (0:16.76) 3:04.24 (0:14.66) 2:49.58 (0:15.90) 2:33.68 (0:15.90) 2:17.77 (0:16.56) 2:01.21 (0:16.04) 1:45.18 (0:15.31) 1:29.87 (0:15.51)

Rank	TAB#	Horse	Overall Time	First 400m	Top Speed km/h (Section)	L2600	L2400	L2200	L2000	L1800	L1600	L1400	L1200
	(BAR#)	Driver	Margin (DT-W)	Last 600m	Fastest Section (Time)	Start - 2400	2400 - 2200	2200 - 2000	2000 - 1800	1800 - 1600	1600 - 1400	1400 - 1200	1200 - 1000
11	11	Sam Snead	3:29.46	0:35.74	49.8 (2200-2000)	3:29.46	3:09.15 [11]	2:53.72 [11]	2:36.89 [11]	2:18.52 [12]	2:02.62 [12]	1:46.98 [12]	1:31.92 [12]
	(U1)	A J Cameron	47.0L (-7)	0:45.81	400-200 (0:15.00)	(0:20.31)	(0:15.43)	(0:16.83)	(0:18.37)	(0:15.90)	(0:15.64)	(0:15.06)	(0:15.28)
12	3	Captain Kiwi	3:30.50	0:39.56	50.7 (2600 - 2400)	3:30.50	3:06.05 [12]	2:50.94 [12]	2:35.59 [12]	2:20.11 [11]	2:04.14 [11]	1:48.43 [11]	1:33.32 [11]
	(3)	R D Holmes	52.8L (-22)	0:47.35	2400-2200 (0:15.11)	(0:24.45)	(0:15.11)	(0:15.35)	(0:15.48)	(0:15.96)	(0:15.71)	(0:15.12)	(0:15.36)

Scratched: Delightingold (#8)

[ ] Position in running at each section and finish TAB# Saddle cloth number

Fastest split

-:--:-- No data available at this section

BAR# Barrier/Gate Position

Fastest section

NA No data available

DNF Did not finish

DNT Did not track

DT-W Distance travelled compared to winner in metres



# NZ Metropolitan Trotting Club Inc Harness

## Race 3: SYNCRO-GASTRO PACE - 2600m

18 March 2026 - 5:25PM



Weather: Cloudy

Field Times	1:14.36	0:58.89	0:43.46	0:28.85	0:14.28
(Race Tempo)	(0:15.46)	(0:15.43)	(0:14.61)	(0:14.56)	(0:14.28)

Rank	TAB#	Horse	Overall Time	First 400m	Top Speed km/h (Section)	L1000	L800	L600	L400	L200			
	(BAR#)	Driver	Margin (DT-W)	Last 600m	Fastest Section (Time)	1000 - 800	800 - 600	600 - 400	400 - 200	200 - Finish			
1	6	The Town Of Light	3:21.00	0:33.76	53.2 (200-0)	1:13.47 [5]	0:57.96 [5]	0:42.98 [4]	0:28.05 [4]	0:13.92 [2]			
	(6)	S J Thornley		0:42.99	200-0 (0:13.92)	(0:15.51)	(0:14.97)	(0:14.93)	(0:14.14)	(0:13.92)			
2	10	Ultimatum	3:21.01	0:31.42	52.0 (2600 - 2400)	1:14.37 [1]	0:58.90 [1]	0:43.47 [1]	0:28.86 [1]	0:14.29 [1]			
	(10)	S J Ottley	0.1L (-29)	0:43.46	200-0 (0:14.29)	(0:15.46)	(0:15.43)	(0:14.61)	(0:14.56)	(0:14.29)			
3	7	Bella Ciao	3:21.83	0:33.25	52.4 (200-0)	1:14.52 [4]	0:59.01 [4]	0:43.78 [5]	0:28.81 [5]	0:14.45 [4]			
	(7)	John R Dunn	4.6L (-22)	0:43.78	400-200 (0:14.36)	(0:15.51)	(0:15.24)	(0:14.97)	(0:14.36)	(0:14.45)			
4	4	Sky News	3:21.90	0:33.61	51.9 (200-0)	1:14.26 [6]	0:58.73 [6]	0:43.54 [7]	0:28.57 [7]	0:14.15 [7]			
	(4)	S J Tomlinson	5.0L (-20)	0:43.54	200-0 (0:14.15)	(0:15.53)	(0:15.18)	(0:14.97)	(0:14.42)	(0:14.15)			
5	9	Blastfromthepast	3:21.94	0:32.06	51.6 (2400-2200)	1:14.94 [2]	0:59.44 [2]	0:44.20 [3]	0:29.30 [2]	0:14.78 [3]			
	(9)	J J A Young-Grant	5.2L (-24)	0:44.19	400-200 (0:14.51)	(0:15.50)	(0:15.25)	(0:14.90)	(0:14.51)	(0:14.78)			
6	2	Willy Away	3:22.12	0:33.99	51.9 (400-200)	1:14.13 [7]	0:58.76 [7]	0:43.80 [6]	0:28.87 [6]	0:14.46 [5]			
	(2)	C A Butt	6.2L (-11)	0:43.80	400-200 (0:14.41)	(0:15.37)	(0:14.96)	(0:14.93)	(0:14.41)	(0:14.46)			
7	1	Delight With Me	3:22.25	0:34.69	51.5 (200-0)	1:13.89 [9]	0:58.54 [8]	0:43.60 [8]	0:28.68 [8]	0:14.10 [8]			
	(1)	B N Orange	6.9L (+0)	0:43.60	200-0 (0:14.10)	(0:15.35)	(0:14.94)	(0:14.92)	(0:14.58)	(0:14.10)			
8	5	Enoka	3:22.64	0:33.43	50.4 (2600 - 2400)	1:15.40 [3]	0:59.91 [3]	0:44.94 [2]	0:29.94 [3]	0:14.91 [6]			
	(5)	R D Close	9.1L (-2)	0:44.94	1400-1200 (0:14.77)	(0:15.49)	(0:14.97)	(0:15.00)	(0:15.03)	(0:14.91)			
9	12	Ultimate Dreamer	3:22.65	0:35.41	51.2 (200-0)	1:13.99 [10]	0:58.72 [9]	0:43.72 [9]	0:28.88 [9]	0:14.36 [9]			
	(U2)	A M Butt	9.2L (-20)	0:43.73	200-0 (0:14.36)	(0:15.27)	(0:15.00)	(0:14.85)	(0:14.52)	(0:14.36)			
10	13	Taika	3:23.48	0:34.31	52.0 (200-0)	1:15.24 [8]	0:57.81 [10]	0:43.49 [10]	0:28.82 [10]	0:14.42 [10]			
	(U3)	G A Shand	13.8L (+0)	0:43.49	800-600 (0:14.32)	(0:17.42)	(0:14.32)	(0:14.67)	(0:14.40)	(0:14.42)			

Scratched: Delightingold (#8)

[ ] Position in running at each section and finish TAB# Saddle cloth number

Fastest split

-:-:- No data available at this section

BAR# Barrier/Gate Position

Fastest section

NA No data available

DNF Did not finish

DNT Did not track

DT-W Distance travelled compared to winner in metres



# NZ Metropolitan Trotting Club Inc Harness

## Race 3: SYNCRO-GASTRO PACE - 2600m

18 March 2026 - 5:25PM

Weather: Cloudy



Field Times	1:14.36	0:58.89	0:43.46	0:28.85	0:14.28
(Race Tempo)	(0:15.46)	(0:15.43)	(0:14.61)	(0:14.56)	(0:14.28)

Rank	TAB#	Horse	Overall Time	First 400m	Top Speed km/h (Section)	L1000	L800	L600	L400	L200			
	(BAR#)	Driver	Margin (DT-W)	Last 600m	Fastest Section (Time)	1000 - 800	800 - 600	600 - 400	400 - 200	200 - Finish			
11	11	Sam Snead	3:29.46	0:35.74	49.8 (2200-2000)	1:16.63 [12]	1:01.14 [12]	0:45.81 [12]	0:30.28 [12]	0:15.28 [12]			
	(U1)	A J Cameron	47.0L (-7)	0:45.81	400-200 (0:15.00)	(0:15.49)	(0:15.32)	(0:15.53)	(0:15.00)	(0:15.28)			
12	3	Captain Kiwi	3:30.50	0:39.56	50.7 (2600 - 2400)	1:17.96 [11]	1:02.58 [11]	0:47.34 [11]	0:31.77 [11]	0:16.38 [11]			
	(3)	R D Holmes	52.8L (-22)	0:47.35	2400-2200 (0:15.11)	(0:15.38)	(0:15.23)	(0:15.57)	(0:15.40)	(0:16.38)			

Scratched: Delightingold (#8)

[ ] Position in running at each section and finish TAB# Saddle cloth number

Fastest split

-:--:-- No data available at this section

BAR# Barrier/Gate Position

Fastest section

NA No data available

DNF Did not finish

DNT Did not track

DT-W Distance travelled compared to winner in metres

Horse/Jockey Name	The Town Of Light/S J Thornley
Finish Rank	1
Fastest Section Time (Section)	0:13.92 (200-0)
Top Speed [km/h] (Section)	53.2 (200-0)
Race State	Finished



NZ Metropolitan Trotting Club Inc Harness

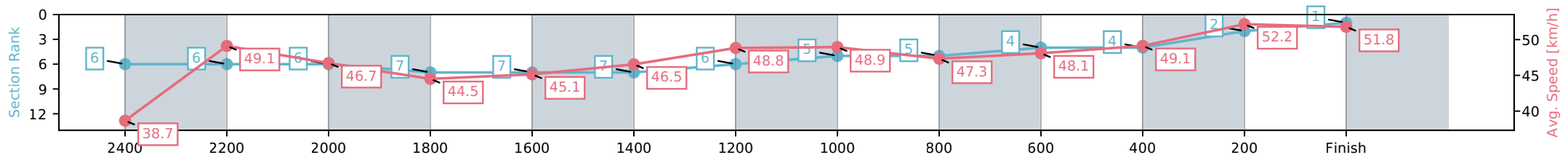
Race 3: SYNCRO-GASTRO PACE - 2600m

18 March 2026 - 5:25PM

Weather: Cloudy



Section	L2600	L2400	L2200	L2000	L1800	L1600	L1400	L1200	L1000	L800	L600	L400	L200
Section Times	3:21.00 (0:18.69)	3:02.31 [6] (0:15.07)	2:47.24 [6] (0:15.79)	2:31.45 [7] (0:16.18)	2:15.27 [7] (0:16.25)	1:59.02 [7] (0:15.75)	1:43.27 [6] (0:14.75)	1:28.52 [5] (0:15.05)	1:13.47 [5] (0:15.51)	0:57.96 [4] (0:14.97)	0:42.98 [4] (0:14.93)	0:28.05 [2] (0:14.14)	0:13.92 [1] (0:13.92)
Average Speed [km/h]	38.7	49.1	46.7	44.5	45.1	46.5	48.8	48.9	47.3	48.1	49.1	52.2	51.8
Top Speed [km/h]	51.1	50.3	49.2	46.3	46.5	49.0	50.3	50.0	49.1	49.1	51.1	53.2	53.2
Avg. Dist. to Rail [m]	10.0	3.5	3.2	3.6	3.0	2.6	4.9	2.9	2.7	3.0	2.8	3.7	5.6



[ ] Ranking at each section and finish  
 -:-:- No data available at this section  
 NA No data available

Horse/Jockey Name	Ultimatum/S J Ottley
Finish Rank	2
Fastest Section Time (Section)	0:14.29 (200-0)
Top Speed [km/h] (Section)	52.0 (2600 - 2400)
Race State	Finished



NZ Metropolitan Trotting Club Inc Harness

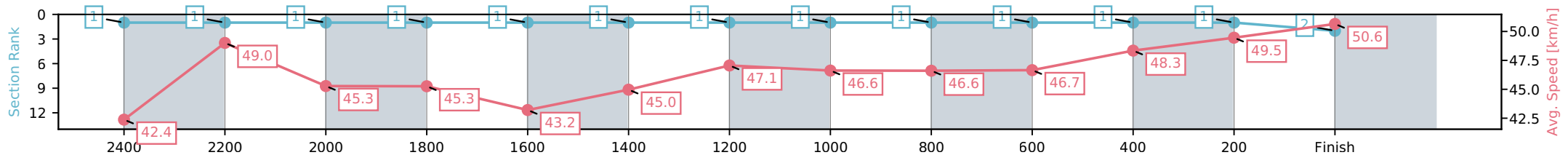
Race 3: SYNCRO-GASTRO PACE - 2600m

18 March 2026 - 5:25PM

Weather: Cloudy



Section	L2600	L2400	L2200	L2000	L1800	L1600	L1400	L1200	L1000	L800	L600	L400	L200
Section Times	3:21.01 (0:16.76)	3:04.25 [1] (0:14.66)	2:49.59 [1] (0:15.90)	2:33.69 [1] (0:15.90)	2:17.78 [1] (0:16.56)	2:01.22 [1] (0:16.04)	1:45.19 [1] (0:15.31)	1:29.88 [1] (0:15.51)	1:14.37 [1] (0:15.46)	0:58.90 [1] (0:15.43)	0:43.47 [1] (0:14.61)	0:28.86 [1] (0:14.56)	0:14.29 [2] (0:14.29)
Average Speed [km/h]	42.4	49.0	45.3	45.3	43.2	45.0	47.1	46.6	46.6	46.7	48.3	49.5	50.6
Top Speed [km/h]	52.0	51.6	47.2	45.8	44.4	47.2	47.8	47.4	47.5	47.2	49.6	50.3	51.3
Avg. Dist. to Rail [m]	15.1	1.0	0.3	0.5	0.6	1.1	3.4	0.7	0.4	0.2	1.8	1.9	3.4



[ ] Ranking at each section and finish  
 -:-:- No data available at this section  
 NA No data available

Horse/Jockey Name	Bella Ciao/John R Dunn
Finish Rank	3
Fastest Section Time (Section)	0:14.36 (400-200)
Top Speed [km/h] (Section)	52.4 (200-0)
Race State	Finished



NZ Metropolitan Trotting Club Inc Harness

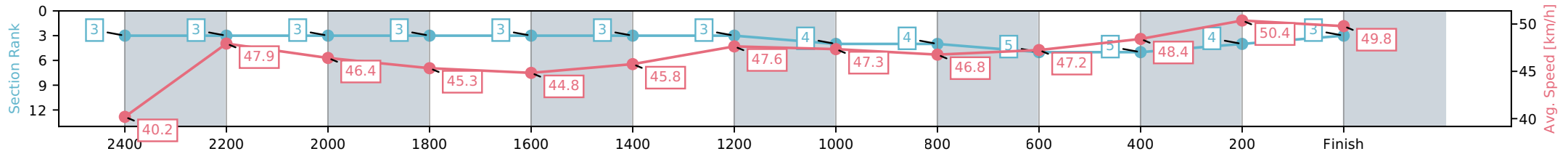
Race 3: SYNCRO-GASTRO PACE - 2600m

18 March 2026 - 5:25PM

Weather: Cloudy



Section	L2600	L2400	L2200	L2000	L1800	L1600	L1400	L1200	L1000	L800	L600	L400	L200
Section Times	3:21.83 (0:18.09)	3:03.74 [3] (0:15.16)	2:48.58 [3] (0:15.64)	2:32.94 [3] (0:15.90)	2:17.04 [3] (0:16.18)	2:00.86 [3] (0:15.86)	1:45.00 [3] (0:15.12)	1:29.89 [4] (0:15.37)	1:14.52 [4] (0:15.51)	0:59.01 [5] (0:15.24)	0:43.78 [5] (0:14.97)	0:28.81 [4] (0:14.36)	0:14.45 [3] (0:14.45)
Average Speed [km/h]	40.2	47.9	46.4	45.3	44.8	45.8	47.6	47.3	46.8	47.2	48.4	50.4	49.8
Top Speed [km/h]	49.4	49.4	48.2	46.5	46.5	47.9	48.5	48.1	48.2	48.4	49.9	52.3	52.4
Avg. Dist. to Rail [m]	10.5	1.5	1.3	1.5	1.3	1.3	3.5	1.5	1.1	1.3	1.2	1.1	4.5



[ ] Ranking at each section and finish  
 -:-:- No data available at this section  
 NA No data available

Horse/Jockey Name	Sky News/S J Tomlinson
Finish Rank	4
Fastest Section Time (Section)	0:14.15 (200-0)
Top Speed [km/h] (Section)	51.9 (200-0)
Race State	Finished



NZ Metropolitan Trotting Club Inc Harness

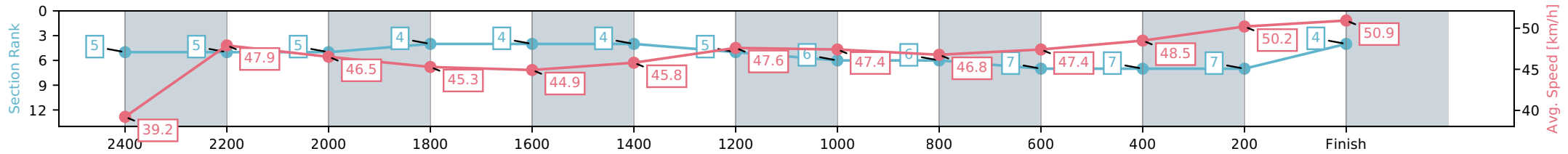
Race 3: SYNCRO-GASTRO PACE - 2600m

18 March 2026 - 5:25PM

Weather: Cloudy



Section	L2600	L2400	L2200	L2000	L1800	L1600	L1400	L1200	L1000	L800	L600	L400	L200
Section Times	3:21.90 (0:18.40)	3:03.50 [5] (0:15.21)	2:48.28 [5] (0:15.63)	2:32.66 [4] (0:15.91)	2:16.75 [4] (0:16.16)	2:00.59 [4] (0:15.86)	1:44.73 [5] (0:15.13)	1:29.61 [6] (0:15.35)	1:14.26 [6] (0:15.53)	0:58.73 [7] (0:15.18)	0:43.54 [7] (0:14.97)	0:28.57 [7] (0:14.42)	0:14.15 [4] (0:14.15)
Average Speed [km/h]	39.2	47.9	46.5	45.3	44.9	45.8	47.6	47.4	46.8	47.4	48.5	50.2	50.9
Top Speed [km/h]	49.7	49.5	48.2	46.6	46.7	47.9	48.7	48.6	48.6	48.7	50.2	51.6	51.9
Avg. Dist. to Rail [m]	6.9	1.7	1.4	1.6	1.4	1.3	3.1	1.4	1.2	1.4	1.4	1.0	2.7



[ ] Ranking at each section and finish  
 -:-:- No data available at this section  
 NA No data available

Horse/Jockey Name	Blastfromthepast/J J A Young-Grant
Finish Rank	5
Fastest Section Time (Section)	0:14.51 (400-200)
Top Speed [km/h] (Section)	51.6 (2400-2200)
Race State	Finished



NZ Metropolitan Trotting Club Inc Harness

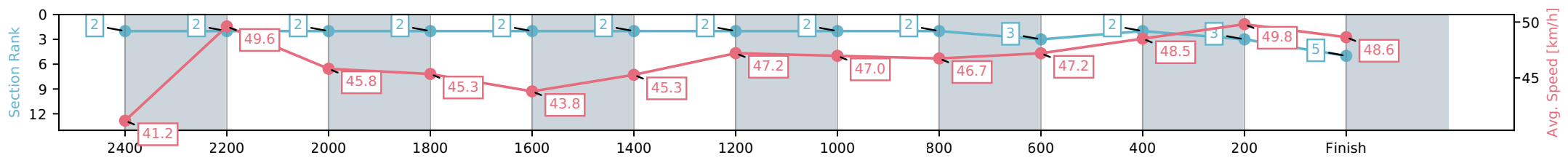
Race 3: SYNCRO-GASTRO PACE - 2600m



18 March 2026 - 5:25PM

Weather: Cloudy

Section	L2600	L2400	L2200	L2000	L1800	L1600	L1400	L1200	L1000	L800	L600	L400	L200
Section Times	3:21.94 (0:17.40)	3:04.54 [2] (0:14.66)	2:49.88 [2] (0:15.83)	2:34.05 [2] (0:15.88)	2:18.17 [2] (0:16.53)	2:01.64 [2] (0:16.00)	1:45.64 [2] (0:15.25)	1:30.39 [2] (0:15.45)	1:14.94 [2] (0:15.50)	0:59.44 [3] (0:15.25)	0:44.20 [2] (0:14.90)	0:29.30 [3] (0:14.51)	0:14.78 [5] (0:14.78)
Average Speed [km/h]	41.2	49.6	45.8	45.3	43.8	45.3	47.2	47.0	46.7	47.2	48.5	49.8	48.6
Top Speed [km/h]	51.4	51.6	48.4	45.7	44.4	47.5	48.4	47.7	47.9	47.8	50.4	50.9	51.3
Avg. Dist. to Rail [m]	11.6	1.4	1.0	1.0	0.9	1.0	2.8	1.1	0.8	1.0	0.8	0.7	1.3



[ ] Ranking at each section and finish  
 -:-:- No data available at this section  
 NA No data available

Horse/Jockey Name	Willy Away/C A Butt
Finish Rank	6
Fastest Section Time (Section)	0:14.41 (400-200)
Top Speed [km/h] (Section)	51.9 (400-200)
Race State	Finished



NZ Metropolitan Trotting Club Inc Harness

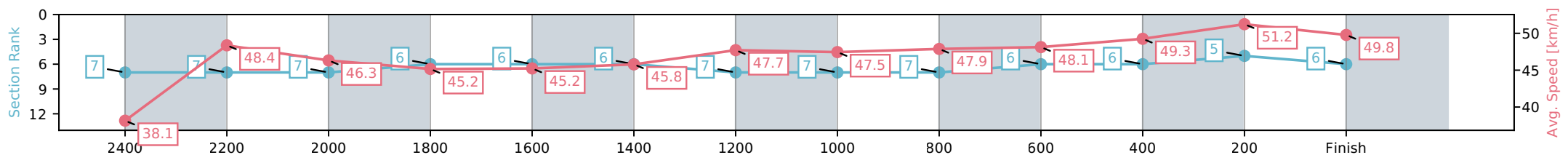
Race 3: SYNCRO-GASTRO PACE - 2600m

18 March 2026 - 5:25PM

Weather: Cloudy



Section	L2600	L2400	L2200	L2000	L1800	L1600	L1400	L1200	L1000	L800	L600	L400	L200
Section Times	3:22.12 (0:18.89)	3:03.23 [7] (0:15.10)	2:48.13 [7] (0:15.72)	2:32.41 [6] (0:15.94)	2:16.46 [6] (0:16.05)	2:00.41 [6] (0:15.82)	1:44.59 [7] (0:15.09)	1:29.49 [7] (0:15.36)	1:14.13 [7] (0:15.37)	0:58.76 [6] (0:14.96)	0:43.80 [6] (0:14.93)	0:28.87 [5] (0:14.41)	0:14.46 [6] (0:14.46)
Average Speed [km/h]	38.1	48.4	46.3	45.2	45.2	45.8	47.7	47.5	47.9	48.1	49.3	51.2	49.8
Top Speed [km/h]	50.9	50.9	48.1	46.5	46.9	48.1	49.1	48.6	49.7	49.5	50.3	51.9	51.9
Avg. Dist. to Rail [m]	3.6	1.9	1.6	1.5	1.4	1.1	3.2	1.6	2.7	3.1	3.1	4.0	6.4



[ ] Ranking at each section and finish  
 -:-:- No data available at this section  
 NA No data available

Horse/Jockey Name	Delight With Me/B N Orange
Finish Rank	7
Fastest Section Time (Section)	0:14.10 (200-0)
Top Speed [km/h] (Section)	51.5 (200-0)
Race State	Finished



NZ Metropolitan Trotting Club Inc Harness

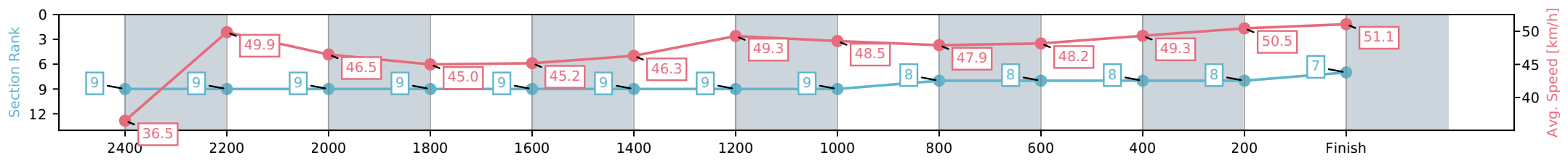
Race 3: SYNCRO-GASTRO PACE - 2600m

18 March 2026 - 5:25PM

Weather: Cloudy



Section	L2600	L2400	L2200	L2000	L1800	L1600	L1400	L1200	L1000	L800	L600	L400	L200
Section Times	3:22.25 (0:19.83)	3:02.42 [9] (0:14.86)	2:47.57 [9] (0:15.81)	2:31.76 [9] (0:16.01)	2:15.75 [9] (0:16.23)	1:59.52 [9] (0:15.80)	1:43.72 [9] (0:14.61)	1:29.11 [9] (0:15.22)	1:13.89 [8] (0:15.35)	0:58.54 [8] (0:14.94)	0:43.60 [8] (0:14.92)	0:28.68 [8] (0:14.58)	0:14.10 [7] (0:14.10)
Average Speed [km/h]	36.5	49.9	46.5	45.0	45.2	46.3	49.3	48.5	47.9	48.2	49.3	50.5	51.1
Top Speed [km/h]	49.5	51.4	47.9	46.4	46.4	49.2	50.2	50.2	48.8	49.2	50.3	51.1	51.5
Avg. Dist. to Rail [m]	1.9	3.7	2.9	3.6	3.0	2.3	5.0	3.2	2.7	3.3	3.1	3.6	7.8



[ ] Ranking at each section and finish  
 -:-:- No data available at this section  
 NA No data available

Horse/Jockey Name	Enoka/R D Close
Finish Rank	8
Fastest Section Time (Section)	0:14.77 (1400-1200)
Top Speed [km/h] (Section)	50.4 (2600 - 2400)
Race State	Finished



NZ Metropolitan Trotting Club Inc Harness

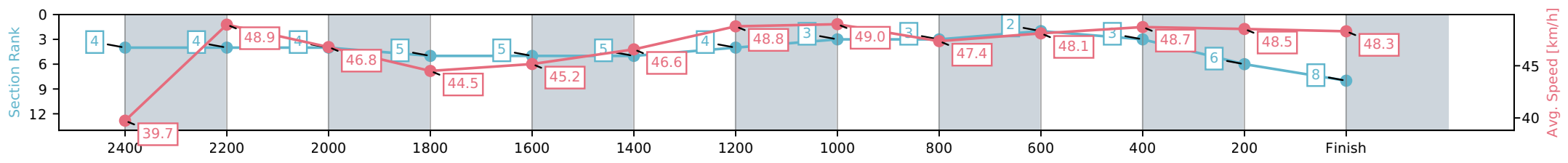
Race 3: SYNCRO-GASTRO PACE - 2600m

18 March 2026 - 5:25PM

Weather: Cloudy



Section	L2600	L2400	L2200	L2000	L1800	L1600	L1400	L1200	L1000	L800	L600	L400	L200
Section Times	3:22.64 (0:18.26)	3:04.38 [4] (0:15.17)	2:49.21 [4] (0:15.80)	2:33.41 [5] (0:16.18)	2:17.23 [5] (0:16.25)	2:00.98 [5] (0:15.76)	1:45.22 [4] (0:14.77)	1:30.46 [3] (0:15.05)	1:15.40 [3] (0:15.49)	0:59.91 [2] (0:14.97)	0:44.94 [3] (0:15.00)	0:29.94 [6] (0:15.03)	0:14.91 [8] (0:14.91)
Average Speed [km/h]	39.7	48.9	46.8	44.5	45.2	46.6	48.8	49.0	47.4	48.1	48.7	48.5	48.3
Top Speed [km/h]	50.4	49.6	48.9	46.3	46.3	49.2	49.8	50.4	48.8	48.9	49.3	49.5	49.7
Avg. Dist. to Rail [m]	8.8	4.1	3.4	3.5	3.1	2.7	4.9	2.9	2.6	2.9	2.3	2.3	3.6



[ ] Ranking at each section and finish  
 -:-:- No data available at this section  
 NA No data available

Horse/Jockey Name	Ultimate Dreamer/A M Butt
Finish Rank	9
Fastest Section Time (Section)	0:14.36 (200-0)
Top Speed [km/h] (Section)	51.2 (200-0)
Race State	Finished



NZ Metropolitan Trotting Club Inc Harness

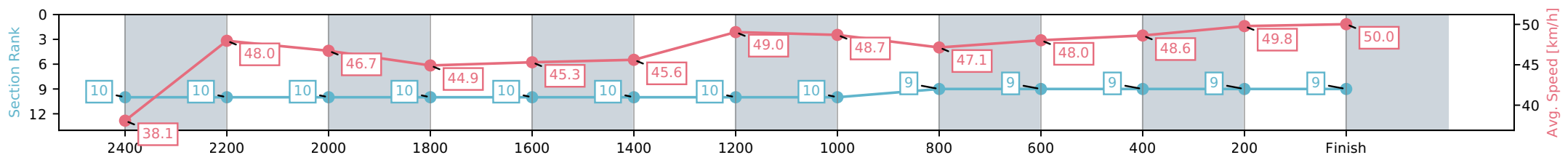
Race 3: SYNCRO-GASTRO PACE - 2600m

18 March 2026 - 5:25PM

Weather: Cloudy



Section	L2600	L2400	L2200	L2000	L1800	L1600	L1400	L1200	L1000	L800	L600	L400	L200
Section Times	3:22.65 (0:19.99)	3:02.66 [10] (0:15.42)	2:47.24 [10] (0:15.52)	2:31.72 [10] (0:16.04)	2:15.68 [10] (0:16.04)	1:59.64 [10] (0:16.02)	1:43.62 [10] (0:14.70)	1:28.92 [10] (0:14.93)	1:13.99 [9] (0:15.27)	0:58.72 [9] (0:15.00)	0:43.72 [9] (0:14.85)	0:28.88 [9] (0:14.52)	0:14.36 [9] (0:14.36)
Average Speed [km/h]	38.1	48.0	46.7	44.9	45.3	45.6	49.0	48.7	47.1	48.0	48.6	49.8	50.0
Top Speed [km/h]	49.5	49.7	48.6	46.3	46.7	47.0	49.8	49.2	48.9	48.8	49.5	50.6	51.2
Avg. Dist. to Rail [m]	13.6	3.6	1.4	3.0	2.0	2.4	5.2	1.4	0.5	1.4	0.7	1.0	2.3



[ ] Ranking at each section and finish  
 -:-:- No data available at this section  
 NA No data available

Horse/Jockey Name	Taika/G A Shand
Finish Rank	10
Fastest Section Time (Section)	0:14.32 (800-600)
Top Speed [km/h] (Section)	52.0 (200-0)
Race State	Finished



NZ Metropolitan Trotting Club Inc Harness

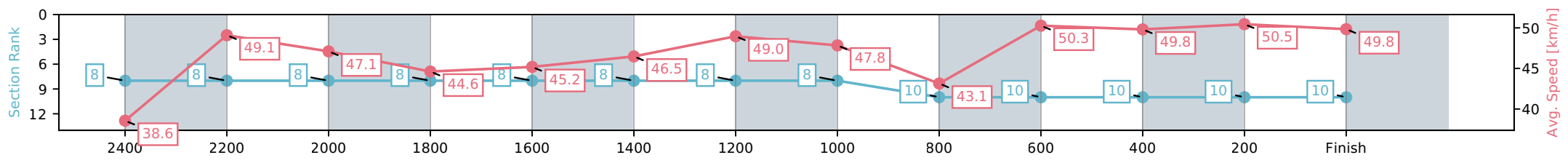
Race 3: SYNCRO-GASTRO PACE - 2600m

18 March 2026 - 5:25PM

Weather: Cloudy



Section	L2600	L2400	L2200	L2000	L1800	L1600	L1400	L1200	L1000	L800	L600	L400	L200
Section Times	3:23.48 (0:19.37)	3:04.11 [8] (0:14.94)	2:49.17 [8] (0:15.65)	2:33.52 [8] (0:16.14)	2:17.38 [8] (0:16.24)	2:01.14 [8] (0:15.76)	1:45.38 [8] (0:14.71)	1:30.68 [8] (0:15.44)	1:15.24 [10] (0:17.42)	0:57.81 [10] (0:14.32)	0:43.49 [10] (0:14.67)	0:28.82 [10] (0:14.40)	0:14.42 [10] (0:14.42)
Average Speed [km/h]	38.6	49.1	47.1	44.6	45.2	46.5	49.0	47.8	43.1	50.3	49.8	50.5	49.8
Top Speed [km/h]	50.4	50.3	48.6	46.4	46.5	49.0	50.6	50.4	50.2	50.6	50.1	51.5	52.0
Avg. Dist. to Rail [m]	14.8	2.5	3.0	3.6	3.0	2.5	5.0	3.4	5.1	3.4	2.4	1.4	2.4



- [ ] Ranking at each section and finish
- :-:- No data available at this section
- NA No data available

Horse/Jockey Name	Sam Snead/A J Cameron
Finish Rank	11
Fastest Section Time (Section)	0:15.00 (400-200)
Top Speed [km/h] (Section)	49.8 (2200-2000)
Race State	Finished



NZ Metropolitan Trotting Club Inc Harness

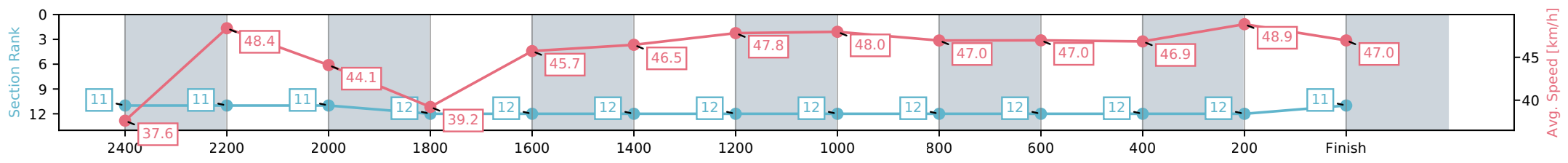
Race 3: SYNCRO-GASTRO PACE - 2600m

18 March 2026 - 5:25PM

Weather: Cloudy



Section	L2600	L2400	L2200	L2000	L1800	L1600	L1400	L1200	L1000	L800	L600	L400	L200
Section Times	3:29.46 (0:20.31)	3:09.15 [11] (0:15.43)	2:53.72 [11] (0:16.83)	2:36.89 [12] (0:18.37)	2:18.52 [12] (0:15.90)	2:02.62 [12] (0:15.64)	1:46.98 [12] (0:15.06)	1:31.92 [12] (0:15.28)	1:16.63 [12] (0:15.49)	1:01.14 [12] (0:15.32)	0:45.81 [12] (0:15.53)	0:30.28 [12] (0:15.00)	0:15.28 [11] (0:15.28)
Average Speed [km/h]	37.6	48.4	44.1	39.2	45.7	46.5	47.8	48.0	47.0	47.0	46.9	48.9	47.0
Top Speed [km/h]	48.4	49.3	49.8	46.0	46.3	48.0	48.4	48.5	48.4	47.6	47.3	49.4	49.4
Avg. Dist. to Rail [m]	9.8	4.6	3.9	5.2	2.1	1.4	4.1	2.3	1.4	2.1	1.7	3.0	5.0



- [ ] Ranking at each section and finish
- :-:- No data available at this section
- NA No data available

Horse/Jockey Name	Captain Kiwi/R D Holmes
Finish Rank	12
Fastest Section Time (Section)	0:15.11 (2400-2200)
Top Speed [km/h] (Section)	50.7 (2600 - 2400)
Race State	Finished



NZ Metropolitan Trotting Club Inc Harness

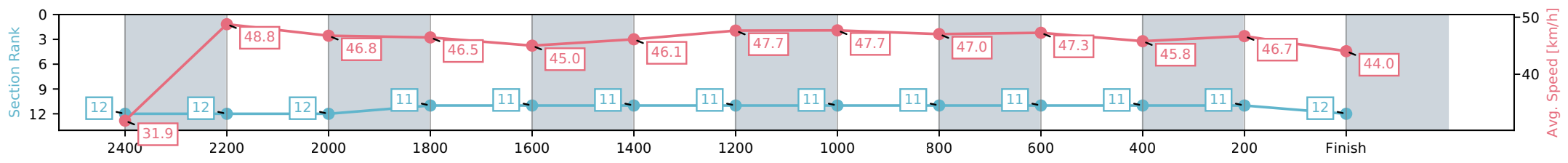
Race 3: SYNCRO-GASTRO PACE - 2600m

18 March 2026 - 5:25PM

Weather: Cloudy



Section	L2600	L2400	L2200	L2000	L1800	L1600	L1400	L1200	L1000	L800	L600	L400	L200
Section Times	3:30.50 (0:24.45)	3:06.05 [12] (0:15.11)	2:50.94 [12] (0:15.35)	2:35.59 [11] (0:15.48)	2:20.11 [11] (0:15.96)	2:04.14 [11] (0:15.71)	1:48.43 [11] (0:15.12)	1:33.32 [11] (0:15.36)	1:17.96 [11] (0:15.38)	1:02.58 [11] (0:15.23)	0:47.34 [11] (0:15.57)	0:31.77 [11] (0:15.40)	0:16.38 [12] (0:16.38)
Average Speed [km/h]	31.9	48.8	46.8	46.5	45.0	46.1	47.7	47.7	47.0	47.3	45.8	46.7	44.0
Top Speed [km/h]	50.7	49.5	48.4	47.5	45.8	48.5	48.6	48.8	49.1	47.8	47.3	47.0	46.7
Avg. Dist. to Rail [m]	9.4	3.6	0.6	0.2	0.5	1.3	4.3	2.1	1.0	1.7	1.5	1.1	3.6



[ ] Ranking at each section and finish  
 -:-:- No data available at this section  
 NA No data available