



NZ Metropolitan Trotting Club Inc Harness  
 Race 4: SYNCROCALM EXTRA MOBILE PACE - 1980m  
 18 March 2026 - 5:58PM



Weather: Cloudy

Field Times (Race Tempo)      2:25.51 (0:11.59)    2:13.92 (0:14.52)    1:59.40 (0:15.20)    1:44.20 (0:14.93)    1:29.27 (0:15.53)    1:13.73 (0:15.58)    0:58.15 (0:15.15)    0:43.01 (0:15.01)

Rank	TAB#	Horse	Overall Time	First 400m	Top Speed km/h (Section)	L1980	L1800	L1600	L1400	L1200	L1000	L800	L600
	(BAR#)	Driver	Margin (DT-W)	Last 600m	Fastest Section (Time)	Start - 1800	1800 - 1600	1600 - 1400	1400 - 1200	1200 - 1000	1000 - 800	800 - 600	600 - 400
1	6	Sofia Rose	2:25.51	0:28.25	54.7 (1980 - 1800)	2:25.51	2:13.92 [1]	1:59.40 [1]	1:44.20 [1]	1:29.26 [1]	1:13.73 [1]	0:58.15 [1]	0:43.01 [1]
	(6)	S J Thornley		0:43.01	400-200 (0:13.89)	(0:11.59)	(0:14.52)	(0:15.20)	(0:14.93)	(0:15.53)	(0:15.58)	(0:15.15)	(0:15.01)
2	5	Miss Woodville	2:26.56	0:29.01	54.2 (1980 - 1800)	2:26.56	2:14.86 [2]	1:59.71 [4]	1:44.58 [4]	1:29.83 [4]	1:14.18 [4]	0:58.55 [4]	0:43.53 [4]
	(5)	W J House	5.8L (+15)	0:43.47	200-0 (0:13.66)	(0:11.70)	(0:15.14)	(0:15.13)	(0:14.76)	(0:15.64)	(0:15.63)	(0:15.02)	(0:15.29)
3	3	Enya Franco	2:26.60	0:29.29	53.7 (200-0)	2:26.60	2:14.55 [5]	1:59.44 [6]	1:44.30 [6]	1:29.53 [6]	1:13.89 [6]	0:58.28 [6]	0:43.20 [6]
	(3)	O G Thornley	6.1L (+17)	0:43.17	200-0 (0:13.65)	(0:12.05)	(0:15.11)	(0:15.14)	(0:14.77)	(0:15.64)	(0:15.62)	(0:15.07)	(0:15.20)
4	7	Ar Gee Rulz	2:26.65	0:29.97	55.0 (200-0)	2:26.65	2:14.17 [9]	1:58.84 [9]	1:43.66 [9]	1:28.95 [9]	1:13.32 [9]	0:57.73 [9]	0:42.71 [9]
	(7)	B T Hope	6.3L (+21)	0:42.66	200-0 (0:13.42)	(0:12.48)	(0:15.34)	(0:15.18)	(0:14.71)	(0:15.63)	(0:15.59)	(0:15.02)	(0:14.99)
5	4	Ivona Dadic	2:27.23	0:29.63	53.5 (200-0)	2:27.23	2:14.93 [7]	1:59.74 [8]	1:44.56 [8]	1:29.86 [8]	1:14.22 [8]	0:58.62 [8]	0:43.59 [8]
	(4)	K A Butt	9.6L (+18)	0:43.56	200-0 (0:13.99)	(0:12.30)	(0:15.19)	(0:15.18)	(0:14.70)	(0:15.64)	(0:15.60)	(0:15.03)	(0:15.29)
6	9	Playing With Stars	2:27.30	0:28.67	52.9 (1980 - 1800)	2:27.30	2:15.36 [4]	2:00.66 [3]	1:45.67 [2]	1:30.89 [2]	1:15.26 [2]	0:59.63 [2]	0:44.61 [2]
	(9)	John R Dunn	9.9L (+18)	0:44.58	200-0 (0:14.53)	(0:11.94)	(0:14.70)	(0:14.98)	(0:14.78)	(0:15.62)	(0:15.63)	(0:15.02)	(0:15.29)
7	1	The Highlander	2:27.32	0:29.03	52.4 (400-200)	2:27.32	2:15.08 [6]	2:00.33 [5]	1:45.27 [5]	1:30.41 [5]	1:14.89 [5]	0:59.28 [5]	0:44.19 [5]
	(1)	B N Orange	10.0L (-1)	0:44.15	200-0 (0:14.18)	(0:12.24)	(0:14.75)	(0:15.06)	(0:14.86)	(0:15.52)	(0:15.61)	(0:15.09)	(0:15.38)
8	10	Sweet Glory	2:27.72	0:28.98	52.4 (200-0)	2:27.72	2:15.14 [10]	2:00.41 [7]	1:45.38 [7]	1:30.52 [7]	1:14.99 [7]	0:59.37 [7]	0:44.27 [7]
	(10)	A L Lethaby	12.2L (-1)	0:44.22	200-0 (0:14.18)	(0:12.58)	(0:14.73)	(0:15.03)	(0:14.86)	(0:15.52)	(0:15.62)	(0:15.10)	(0:15.36)
9	8	Artmore	2:29.66	0:30.28	50.6 (1980 - 1800)	2:29.66	2:17.19 [8]	2:01.50 [10]	1:46.33 [10]	1:31.64 [10]	1:16.00 [10]	1:00.38 [10]	0:45.36 [10]
	(8)	G A Shand	23.0L (+16)	0:45.35	1400-1200 (0:14.69)	(0:12.47)	(0:15.69)	(0:15.18)	(0:14.69)	(0:15.64)	(0:15.61)	(0:15.03)	(0:15.22)
10	2	Lord Mudrick	2:30.05	0:28.57	54.4 (1980 - 1800)	2:30.05	2:18.32 [3]	2:03.57 [2]	1:48.35 [3]	1:33.47 [3]	1:17.96 [3]	1:02.34 [3]	0:47.23 [3]
	(2)	C A Butt	25.2L (-2)	0:47.29	1800-1600 (0:14.75)	(0:11.73)	(0:14.75)	(0:15.22)	(0:14.88)	(0:15.51)	(0:15.63)	(0:15.10)	(0:15.37)

- [ ] Position in running at each section and finish
- :-:- No data available at this section
- NA No data available
- DNT Did not track
- TAB# Saddle cloth number
- BAR# Barrier/Gate Position
- DNF Did not finish
- DT-W Distance travelled compared to winner in metres
- Fastest split
- Fastest section



NZ Metropolitan Trotting Club Inc Harness  
 Race 4: SYNCROCALM EXTRA MOBILE PACE - 1980m  
 18 March 2026 - 5:58PM



Weather: Cloudy

Field Times                      0:28.00      0:14.11  
 (Race Tempo)                    (0:13.89)    (0:14.11)

Rank	TAB#	Horse	Overall Time	First 400m	Top Speed km/h (Section)	L400	L200						
	(BAR#)	Driver	Margin (DT-W)	Last 600m	Fastest Section (Time)	400 - 200	200 - Finish						
1	6	Sofia Rose	2:25.51	0:28.25	54.7 (1980 - 1800)	0:28.00 [1]	0:14.11 [1]						
	(6)	S J Thornley		0:43.01	400-200 (0:13.89)	(0:13.89)	(0:14.11)						
2	5	Miss Woodville	2:26.56	0:29.01	54.2 (1980 - 1800)	0:28.24 [4]	0:13.71 [3]						
	(5)	W J House	5.8L (+15)	0:43.47	200-0 (0:13.66)	(0:14.52)	(0:13.66)						
3	3	Enya Franco	2:26.60	0:29.29	53.7 (200-0)	0:28.00 [6]	0:13.68 [4]						
	(3)	O G Thornley	6.1L (+17)	0:43.17	200-0 (0:13.65)	(0:14.32)	(0:13.65)						
4	7	Ar Gee Rulz	2:26.65	0:29.97	55.0 (200-0)	0:27.72 [8]	0:13.46 [6]						
	(7)	B T Hope	6.3L (+21)	0:42.66	200-0 (0:13.42)	(0:14.25)	(0:13.42)						
5	4	Ivona Dadic	2:27.23	0:29.63	53.5 (200-0)	0:28.29 [9]	0:14.01 [7]						
	(4)	K A Butt	9.6L (+18)	0:43.56	200-0 (0:13.99)	(0:14.28)	(0:13.99)						
6	9	Playing With Stars	2:27.30	0:28.67	52.9 (1980 - 1800)	0:29.32 [2]	0:14.56 [2]						
	(9)	John R Dunn	9.9L (+18)	0:44.58	200-0 (0:14.53)	(0:14.76)	(0:14.53)						
7	1	The Highlander	2:27.32	0:29.03	52.4 (400-200)	0:28.81 [5]	0:14.22 [5]						
	(1)	B N Orange	10.0L (-1)	0:44.15	200-0 (0:14.18)	(0:14.59)	(0:14.18)						
8	10	Sweet Glory	2:27.72	0:28.98	52.4 (200-0)	0:28.90 [7]	0:14.22 [9]						
	(10)	A L Lethaby	12.2L (-1)	0:44.22	200-0 (0:14.18)	(0:14.68)	(0:14.18)						
9	8	Artmore	2:29.66	0:30.28	50.6 (1980 - 1800)	0:30.14 [10]	0:15.24 [10]						
	(8)	G A Shand	23.0L (+16)	0:45.35	1400-1200 (0:14.69)	(0:14.89)	(0:15.24)						
10	2	Lord Mudrick	2:30.05	0:28.57	54.4 (1980 - 1800)	0:31.86 [3]	0:16.72 [8]						
	(2)	C A Butt	25.2L (-2)	0:47.29	1800-1600 (0:14.75)	(0:15.14)	(0:16.78)						

[ ] Position in running at each section and finish    TAB# Saddle cloth number

Fastest split

-:-:- No data available at this section

BAR# Barrier/Gate Position

Fastest section

NA No data available

DNF Did not finish

DNT Did not track

DT-W Distance travelled compared to winner in metres

Horse/Jockey Name	Sofia Rose/S J Thornley
Finish Rank	1
Fastest Section Time (Section)	0:13.89 (400-200)
Top Speed [km/h] (Section)	54.7 (1980 - 1800)
Race State	Finished



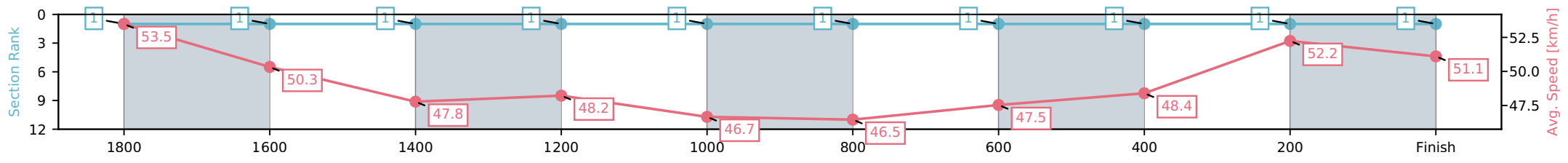
NZ Metropolitan Trotting Club Inc Harness  
 Race 4: SYNCROCALM EXTRA MOBILE PACE - 1980m



18 March 2026 - 5:58PM

Weather: Cloudy

Section	L1980	L1800	L1600	L1400	L1200	L1000	L800	L600	L400	L200
Section Times	2:25.51 (0:11.59)	2:13.92 [1] (0:14.52)	1:59.40 [1] (0:15.20)	1:44.20 [1] (0:14.93)	1:29.26 [1] (0:15.53)	1:13.73 [1] (0:15.58)	0:58.15 [1] (0:15.15)	0:43.01 [1] (0:15.01)	0:28.00 [1] (0:13.89)	0:14.11 [1] (0:14.11)
Average Speed [km/h]	53.5	50.3	47.8	48.2	46.7	46.5	47.5	48.4	52.2	51.1
Top Speed [km/h]	54.7	53.1	48.2	48.9	47.5	46.9	48.4	50.2	53.3	53.4
Avg. Dist. to Rail [m]	9.4	3.6	1.3	2.2	0.9	1.0	1.7	1.3	1.5	4.1



[ ] Ranking at each section and finish  
 -:-:- No data available at this section  
 NA No data available

Horse/Jockey Name	Miss Woodville/W J House
Finish Rank	2
Fastest Section Time (Section)	0:13.66 (200-0)
Top Speed [km/h] (Section)	54.2 (1980 - 1800)
Race State	Finished



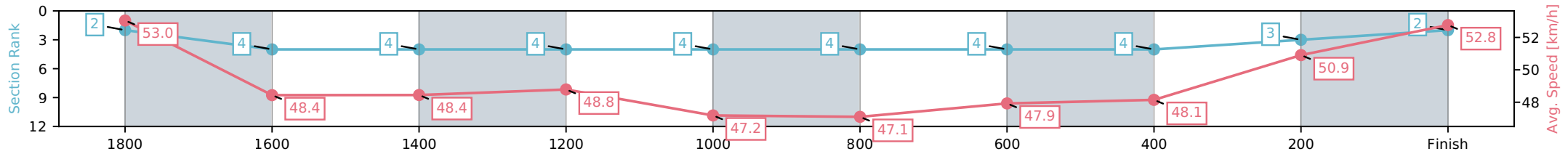
NZ Metropolitan Trotting Club Inc Harness  
Race 4: SYNCROCALM EXTRA MOBILE PACE - 1980m



18 March 2026 - 5:58PM

Weather: Cloudy

Section	L1980	L1800	L1600	L1400	L1200	L1000	L800	L600	L400	L200
Section Times	2:26.56 (0:11.70)	2:14.86 [4] (0:15.14)	1:59.71 [4] (0:15.13)	1:44.58 [4] (0:14.76)	1:29.83 [4] (0:15.64)	1:14.18 [4] (0:15.63)	0:58.55 [4] (0:15.02)	0:43.53 [4] (0:15.29)	0:28.24 [3] (0:14.52)	0:13.71 [2] (0:13.66)
Average Speed [km/h]	53.0	48.4	48.4	48.8	47.2	47.1	47.9	48.1	50.9	52.8
Top Speed [km/h]	54.2	51.8	49.2	49.6	47.8	48.1	48.4	49.2	53.3	53.3
Avg. Dist. to Rail [m]	7.6	3.4	2.6	4.7	3.1	3.2	4.2	3.3	4.2	7.3



- [ ] Ranking at each section and finish
- :-:- No data available at this section
- NA No data available

Horse/Jockey Name	Enya Franco/O G Thornley
Finish Rank	3
Fastest Section Time (Section)	0:13.65 (200-0)
Top Speed [km/h] (Section)	53.7 (200-0)
Race State	Finished



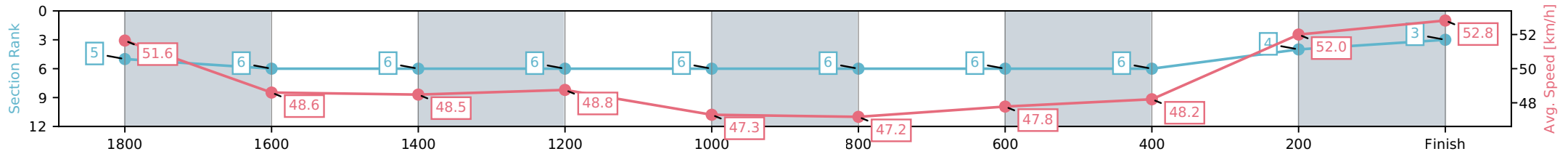
NZ Metropolitan Trotting Club Inc Harness  
 Race 4: SYNCROCALM EXTRA MOBILE PACE - 1980m



18 March 2026 - 5:58PM

Weather: Cloudy

Section	L1980	L1800	L1600	L1400	L1200	L1000	L800	L600	L400	L200
Section Times	2:26.60 (0:12.05)	2:14.55 [6] (0:15.11)	1:59.44 [6] (0:15.14)	1:44.30 [6] (0:14.77)	1:29.53 [6] (0:15.64)	1:13.89 [6] (0:15.62)	0:58.28 [6] (0:15.07)	0:43.20 [6] (0:15.20)	0:28.00 [4] (0:14.32)	0:13.68 [3] (0:13.65)
Average Speed [km/h]	51.6	48.6	48.5	48.8	47.3	47.2	47.8	48.2	52.0	52.8
Top Speed [km/h]	52.9	51.8	49.2	49.6	47.8	48.1	48.3	49.2	53.3	53.7
Avg. Dist. to Rail [m]	4.9	3.4	2.7	4.8	3.3	3.3	3.9	2.7	5.3	8.8



- [ ] Ranking at each section and finish
- :-:- No data available at this section
- NA No data available

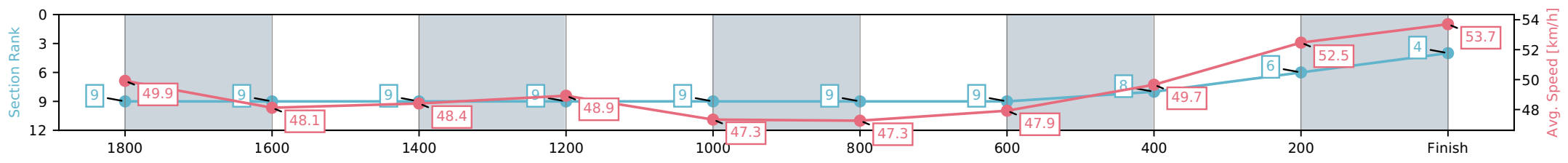
Horse/Jockey Name	Ar Gee Rulz/B T Hope
Finish Rank	4
Fastest Section Time (Section)	0:13.42 (200-0)
Top Speed [km/h] (Section)	55.0 (200-0)
Race State	Finished



NZ Metropolitan Trotting Club Inc Harness  
 Race 4: SYNCROCALM EXTRA MOBILE PACE - 1980m  
 18 March 2026 - 5:58PM  
 Weather: Cloudy



Section	L1980	L1800	L1600	L1400	L1200	L1000	L800	L600	L400	L200
Section Times	2:26.65 (0:12.48)	2:14.17 [9] (0:15.34)	1:58.84 [9] (0:15.18)	1:43.66 [9] (0:14.71)	1:28.95 [9] (0:15.63)	1:13.32 [9] (0:15.59)	0:57.73 [9] (0:15.02)	0:42.71 [8] (0:14.99)	0:27.72 [6] (0:14.25)	0:13.46 [4] (0:13.42)
Average Speed [km/h]	49.9	48.1	48.4	48.9	47.3	47.3	47.9	49.7	52.5	53.7
Top Speed [km/h]	50.7	49.4	49.6	49.5	48.0	48.1	48.4	52.5	54.5	55.0
Avg. Dist. to Rail [m]	10.3	4.6	2.7	4.8	3.3	3.2	4.4	4.6	5.9	10.2



[ ] Ranking at each section and finish  
 -:-:- No data available at this section  
 NA No data available

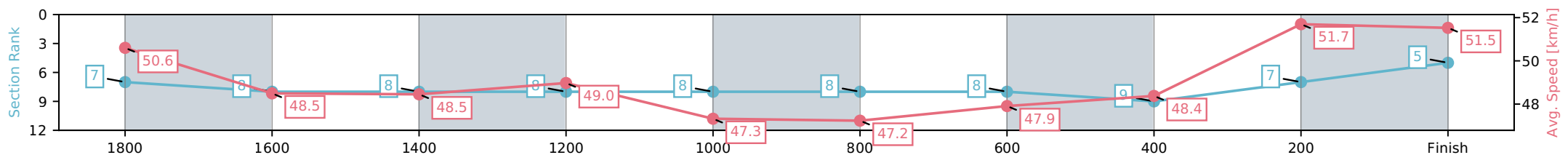
Horse/Jockey Name	Ivona Dadic/K A Butt
Finish Rank	5
Fastest Section Time (Section)	0:13.99 (200-0)
Top Speed [km/h] (Section)	53.5 (200-0)
Race State	Finished



NZ Metropolitan Trotting Club Inc Harness  
 Race 4: SYNCROCALM EXTRA MOBILE PACE - 1980m  
 18 March 2026 - 5:58PM  
 Weather: Cloudy



Section	L1980	L1800	L1600	L1400	L1200	L1000	L800	L600	L400	L200
Section Times	2:27.23 (0:12.30)	2:14.93 [8] (0:15.19)	1:59.74 [8] (0:15.18)	1:44.56 [8] (0:14.70)	1:29.86 [8] (0:15.64)	1:14.22 [8] (0:15.60)	0:58.62 [8] (0:15.03)	0:43.59 [9] (0:15.29)	0:28.29 [7] (0:14.28)	0:14.01 [5] (0:13.99)
Average Speed [km/h]	50.6	48.5	48.5	49.0	47.3	47.2	47.9	48.4	51.7	51.5
Top Speed [km/h]	52.1	49.8	49.4	49.8	47.9	48.1	48.4	49.3	53.3	53.5
Avg. Dist. to Rail [m]	6.2	3.9	2.9	5.1	3.4	3.3	4.5	3.9	3.9	6.6



[ ] Ranking at each section and finish  
 -:-:- No data available at this section  
 NA No data available

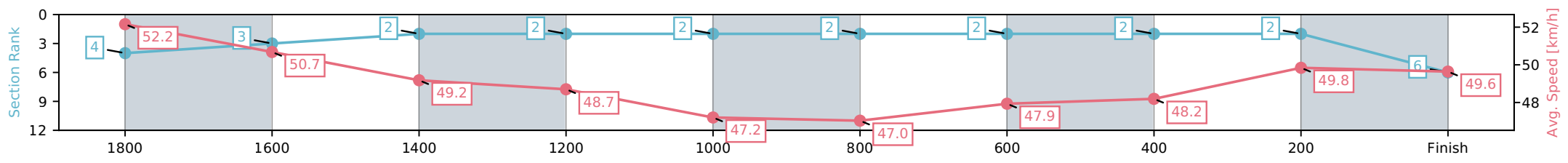
Horse/Jockey Name	Playing With Stars/John R Dunn
Finish Rank	6
Fastest Section Time (Section)	0:14.53 (200-0)
Top Speed [km/h] (Section)	52.9 (1980 - 1800)
Race State	Finished



NZ Metropolitan Trotting Club Inc Harness  
 Race 4: SYNCROCALM EXTRA MOBILE PACE - 1980m  
 18 March 2026 - 5:58PM  
 Weather: Cloudy



Section	L1980	L1800	L1600	L1400	L1200	L1000	L800	L600	L400	L200
Section Times	2:27.30 (0:11.94)	2:15.36 [3] (0:14.70)	2:00.66 [2] (0:14.98)	1:45.67 [2] (0:14.78)	1:30.89 [2] (0:15.62)	1:15.26 [2] (0:15.63)	0:59.63 [2] (0:15.02)	0:44.61 [2] (0:15.29)	0:29.32 [2] (0:14.76)	0:14.56 [6] (0:14.53)
Average Speed [km/h]	52.2	50.7	49.2	48.7	47.2	47.0	47.9	48.2	49.8	49.6
Top Speed [km/h]	52.9	52.3	49.8	49.5	47.8	48.0	48.2	49.1	50.9	50.9
Avg. Dist. to Rail [m]	13.8	6.3	3.1	4.6	3.1	3.0	4.2	3.5	3.2	4.7



[ ] Ranking at each section and finish  
 -:-:- No data available at this section  
 NA No data available

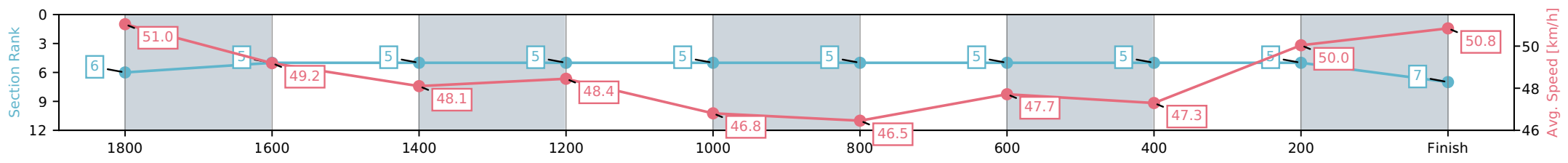
Horse/Jockey Name	The Highlander/B N Orange
Finish Rank	7
Fastest Section Time (Section)	0:14.18 (200-0)
Top Speed [km/h] (Section)	52.4 (400-200)
Race State	Finished



NZ Metropolitan Trotting Club Inc Harness  
 Race 4: SYNCROCALM EXTRA MOBILE PACE - 1980m  
 18 March 2026 - 5:58PM  
 Weather: Cloudy



Section	L1980	L1800	L1600	L1400	L1200	L1000	L800	L600	L400	L200
Section Times	2:27.32 (0:12.24)	2:15.08 [5] (0:14.75)	2:00.33 [5] (0:15.06)	1:45.27 [5] (0:14.86)	1:30.41 [5] (0:15.52)	1:14.89 [5] (0:15.61)	0:59.28 [5] (0:15.09)	0:44.19 [5] (0:15.38)	0:28.81 [5] (0:14.59)	0:14.22 [7] (0:14.18)
Average Speed [km/h]	51.0	49.2	48.1	48.4	46.8	46.5	47.7	47.3	50.0	50.8
Top Speed [km/h]	51.9	51.8	48.6	48.9	47.7	47.3	48.0	47.7	52.4	52.4
Avg. Dist. to Rail [m]	2.4	1.6	1.0	2.8	1.2	1.3	2.2	1.6	2.3	3.1



[ ] Ranking at each section and finish  
 -:-:- No data available at this section  
 NA No data available

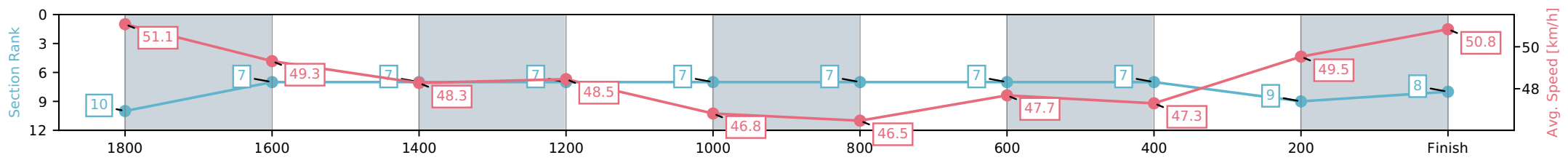
Horse/Jockey Name	Sweet Glory/A L Lethaby
Finish Rank	8
Fastest Section Time (Section)	0:14.18 (200-0)
Top Speed [km/h] (Section)	52.4 (200-0)
Race State	Finished



NZ Metropolitan Trotting Club Inc Harness  
 Race 4: SYNCROCALM EXTRA MOBILE PACE - 1980m  
 18 March 2026 - 5:58PM  
 Weather: Cloudy



Section	L1980	L1800	L1600	L1400	L1200	L1000	L800	L600	L400	L200
Section Times	2:27.72 (0:12.58)	2:15.14 [7] (0:14.73)	2:00.41 [7] (0:15.03)	1:45.38 [7] (0:14.86)	1:30.52 [7] (0:15.52)	1:14.99 [7] (0:15.62)	0:59.37 [7] (0:15.10)	0:44.27 [7] (0:15.36)	0:28.90 [9] (0:14.68)	0:14.22 [8] (0:14.18)
Average Speed [km/h]	51.1	49.3	48.3	48.5	46.8	46.5	47.7	47.3	49.5	50.8
Top Speed [km/h]	52.1	51.7	49.1	48.9	47.6	47.5	47.9	47.9	52.3	52.4
Avg. Dist. to Rail [m]	3.3	1.9	1.2	3.0	1.3	1.4	2.4	1.5	2.0	3.9



[ ] Ranking at each section and finish  
 -:-:- No data available at this section  
 NA No data available

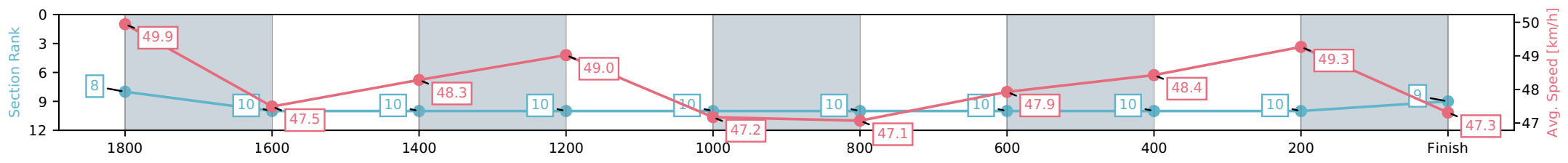
Horse/Jockey Name	Artmore/G A Shand
Finish Rank	9
Fastest Section Time (Section)	0:14.69 (1400-1200)
Top Speed [km/h] (Section)	50.6 (1980 - 1800)
Race State	Finished



NZ Metropolitan Trotting Club Inc Harness  
 Race 4: SYNCROCALM EXTRA MOBILE PACE - 1980m  
 18 March 2026 - 5:58PM  
 Weather: Cloudy



Section	L1980	L1800	L1600	L1400	L1200	L1000	L800	L600	L400	L200
Section Times	2:29.66 (0:12.47)	2:17.19 [10] (0:15.69)	2:01.50 [10] (0:15.18)	1:46.33 [10] (0:14.69)	1:31.64 [10] (0:15.64)	1:16.00 [10] (0:15.61)	1:00.38 [10] (0:15.03)	0:45.36 [10] (0:15.22)	0:30.14 [10] (0:14.89)	0:15.24 [9] (0:15.24)
Average Speed [km/h]	49.9	47.5	48.3	49.0	47.2	47.1	47.9	48.4	49.3	47.3
Top Speed [km/h]	50.6	49.1	49.9	49.9	48.2	48.2	48.8	49.7	49.7	48.8
Avg. Dist. to Rail [m]	12.6	6.4	2.5	4.6	3.1	3.0	4.3	3.4	2.8	6.1



[ ] Ranking at each section and finish  
 -:-:- No data available at this section  
 NA No data available

Horse/Jockey Name	Lord Mudrick/C A Butt
Finish Rank	10
Fastest Section Time (Section)	0:14.75 (1800-1600)
Top Speed [km/h] (Section)	54.4 (1980 - 1800)
Race State	Finished



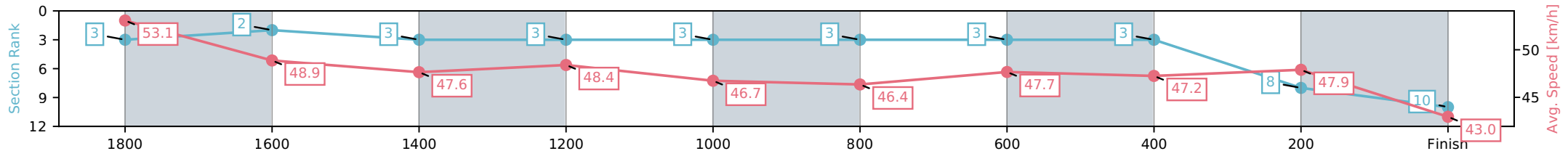
NZ Metropolitan Trotting Club Inc Harness  
 Race 4: SYNCROCALM EXTRA MOBILE PACE - 1980m



18 March 2026 - 5:58PM

Weather: Cloudy

Section	L1980	L1800	L1600	L1400	L1200	L1000	L800	L600	L400	L200
Section Times	2:30.05 (0:11.73)	2:18.32 [2] (0:14.75)	2:03.57 [3] (0:15.22)	1:48.35 [3] (0:14.88)	1:33.47 [3] (0:15.51)	1:17.96 [3] (0:15.63)	1:02.34 [3] (0:15.10)	0:47.23 [3] (0:15.37)	0:31.86 [8] (0:15.14)	0:16.72 [10] (0:16.78)
Average Speed [km/h]	53.1	48.9	47.6	48.4	46.7	46.4	47.7	47.2	47.9	43.0
Top Speed [km/h]	54.4	52.2	48.4	49.2	47.7	47.1	48.2	47.5	48.2	48.3
Avg. Dist. to Rail [m]	3.0	0.8	1.2	2.3	1.0	1.0	1.8	1.4	1.2	3.4



[ ] Ranking at each section and finish  
 -:-:- No data available at this section  
 NA No data available