



NZ Metropolitan Trotting Club Inc Harness
 Race 5: SYNCROFLEX DUAL HA MOBILE PACE - 2600m
 18 March 2026 - 6:29PM



Weather: Cloudy

Field Times (Race Tempo) 3:13.72 (0:11.98) 3:01.74 (0:14.05) 2:47.69 (0:15.49) 2:32.20 (0:16.18) 2:16.02 (0:16.45) 1:59.56 (0:15.82) 1:43.75 (0:13.81) 1:29.94 (0:15.14)

Rank	TAB#	Horse	Overall Time	First 400m	Top Speed km/h (Section)	L2600	L2400	L2200	L2000	L1800	L1600	L1400	L1200
	(BAR#)	Driver	Margin (DT-W)	Last 600m	Fastest Section (Time)	Start - 2400	2400 - 2200	2200 - 2000	2000 - 1800	1800 - 1600	1600 - 1400	1400 - 1200	1200 - 1000
1	3	Heaven	3:13.72	0:26.04	57.4 (2600 - 2400)	3:13.72	3:01.63 [3]	2:47.69 [2]	2:31.82 [2]	2:15.69 [2]	1:59.25 [3]	1:43.45 [3]	1:29.60 [3]
	(3)	H V Douglas		0:44.15	2600 - 2400 (0:12.09)	(0:12.09)	(0:13.95)	(0:15.87)	(0:16.13)	(0:16.44)	(0:15.80)	(0:13.84)	(0:15.11)
2	7	Kowhai Nugget	3:13.78	0:27.11	56.4 (2600 - 2400)	3:13.78	3:01.33 [5]	2:46.67 [6]	2:31.21 [5]	2:15.26 [5]	1:59.12 [4]	1:43.37 [5]	1:29.33 [5]
	(7)	B T Hope	0.3L (+23)	0:43.90	2600 - 2400 (0:12.45)	(0:12.45)	(0:14.66)	(0:15.46)	(0:15.95)	(0:16.14)	(0:15.75)	(0:14.04)	(0:15.26)
3	2	Logan Rock	3:13.91	0:27.33	54.2 (2600 - 2400)	3:13.91	3:01.21 [7]	2:46.58 [7]	2:31.00 [7]	2:15.04 [7]	1:58.87 [6]	1:43.18 [7]	1:29.15 [7]
	(2)	R D Close	1.0L (+27)	0:43.75	2600 - 2400 (0:12.70)	(0:12.70)	(0:14.63)	(0:15.58)	(0:15.96)	(0:16.17)	(0:15.69)	(0:14.02)	(0:15.25)
4	9	Kotare Kelso	3:14.35	0:26.03	58.6 (2600 - 2400)	3:14.35	3:02.37 [1]	2:48.32 [1]	2:32.83 [1]	2:16.65 [1]	2:00.19 [1]	1:44.38 [1]	1:30.57 [1]
	(9)	S J Ottley	3.5L (+9)	0:45.12	2600 - 2400 (0:11.98)	(0:11.98)	(0:14.05)	(0:15.49)	(0:16.18)	(0:16.46)	(0:15.82)	(0:13.81)	(0:15.14)
5	5	Lorton Vale	3:14.53	0:27.68	52.9 (2600 - 2400)	3:14.53	3:01.54 [8]	2:46.86 [8]	2:31.29 [8]	2:15.33 [8]	1:59.16 [8]	1:43.50 [9]	1:29.45 [9]
	(5)	W J House	4.5L (+29)	0:44.02	2600 - 2400 (0:12.99)	(0:12.99)	(0:14.69)	(0:15.56)	(0:15.96)	(0:16.17)	(0:15.67)	(0:14.04)	(0:15.25)
6	4	Woodlea Diamond	3:14.55	0:26.44	56.5 (2600 - 2400)	3:14.55	3:02.33 [4]	2:48.11 [4]	2:32.31 [4]	2:16.19 [4]	1:59.77 [5]	1:43.98 [6]	1:30.06 [6]
	(4)	K G Cameron	4.6L (-1)	0:44.67	2600 - 2400 (0:12.22)	(0:12.22)	(0:14.22)	(0:15.80)	(0:16.12)	(0:16.42)	(0:15.79)	(0:13.92)	(0:15.03)
7	6	My Ten Guitars	3:14.61	0:28.01	52.8 (2600 - 2400)	3:14.61	3:01.39 [9]	2:46.60 [9]	2:31.05 [9]	2:15.09 [9]	1:58.90 [9]	1:43.24 [10]	1:29.16 [10]
	(6)	Craig D Thornley	4.9L (+20)	0:43.68	2600 - 2400 (0:13.22)	(0:13.22)	(0:14.79)	(0:15.55)	(0:15.97)	(0:16.19)	(0:15.66)	(0:14.08)	(0:15.21)
8	1	Fox Terror	3:14.94	0:26.90	55.4 (2400-2200)	3:14.94	3:02.37 [6]	2:48.04 [5]	2:32.35 [6]	2:16.24 [6]	1:59.81 [7]	1:44.03 [8]	1:29.98 [8]
	(1)	B N Orange	6.8L (+1)	0:44.66	2600 - 2400 (0:12.57)	(0:12.57)	(0:14.33)	(0:15.69)	(0:16.11)	(0:16.43)	(0:15.78)	(0:14.05)	(0:15.10)
9	10	Sweet Willow	3:15.94	0:28.37	54.6 (1400-1200)	3:15.94	3:02.38 [10]	2:47.58 [10]	2:32.05 [10]	2:16.08 [10]	1:59.97 [10]	1:45.59 [4]	1:32.05 [2]
	(U1)	O G Thornley	12.3L (+26)	0:46.67	1400-1200 (0:13.54)	(0:13.56)	(0:14.81)	(0:15.53)	(0:15.97)	(0:16.11)	(0:14.38)	(0:13.54)	(0:15.16)
10	8	Big Gee	3:19.49	0:26.39	57.4 (2600 - 2400)	3:19.49	3:07.41 [2]	2:53.10 [3]	2:37.33 [3]	2:21.28 [3]	2:05.09 [2]	1:49.32 [2]	1:35.32 [4]
	(8)	S J Thornley	32.1L (+22)	0:49.72	2600 - 2400 (0:12.08)	(0:12.08)	(0:14.31)	(0:15.77)	(0:16.05)	(0:16.18)	(0:15.77)	(0:14.01)	(0:15.18)

- [] Position in running at each section and finish
- :-:- No data available at this section
- NA No data available
- DNT Did not track
- TAB# Saddle cloth number
- BAR# Barrier/Gate Position
- DNF Did not finish
- DT-W Distance travelled compared to winner in metres
- Fastest split
- Fastest section

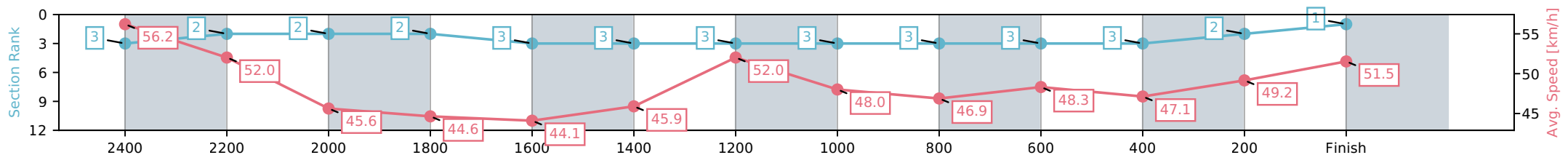
Horse/Jockey Name	Heaven/H V Douglas
Finish Rank	1
Fastest Section Time (Section)	0:12.09 (2600 - 2400)
Top Speed [km/h] (Section)	57.4 (2600 - 2400)
Race State	Finished



NZ Metropolitan Trotting Club Inc Harness
 Race 5: SYNCROFLEX DUAL HA MOBILE PACE - 2600m
 18 March 2026 - 6:29PM
 Weather: Cloudy



Section	L2600	L2400	L2200	L2000	L1800	L1600	L1400	L1200	L1000	L800	L600	L400	L200
Section Times	3:13.72 (0:12.09)	3:01.63 [2] (0:13.95)	2:47.69 [2] (0:15.87)	2:31.82 [2] (0:16.13)	2:15.69 [3] (0:16.44)	1:59.25 [3] (0:15.80)	1:43.45 [3] (0:13.84)	1:29.60 [3] (0:15.11)	1:14.49 [3] (0:15.45)	0:59.04 [3] (0:14.90)	0:44.14 [3] (0:15.40)	0:28.75 [2] (0:14.76)	0:13.99 [1] (0:13.99)
Average Speed [km/h]	56.2	52.0	45.6	44.6	44.1	45.9	52.0	48.0	46.9	48.3	47.1	49.2	51.5
Top Speed [km/h]	57.4	56.0	49.8	45.1	44.5	49.8	53.1	50.6	48.6	48.8	47.6	52.8	52.9
Avg. Dist. to Rail [m]	5.7	1.2	0.8	1.7	1.5	1.1	3.2	1.1	1.0	1.5	1.3	1.2	2.7



[] Ranking at each section and finish
 -:-:- No data available at this section
 NA No data available

Horse/Jockey Name	Kowhai Nugget/B T Hope
Finish Rank	2
Fastest Section Time (Section)	0:12.45 (2600 - 2400)
Top Speed [km/h] (Section)	56.4 (2600 - 2400)
Race State	Finished



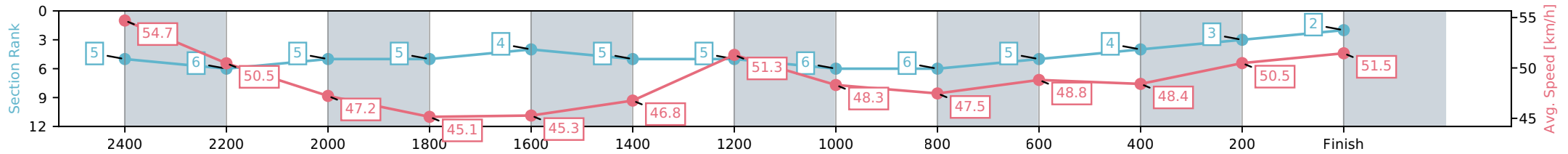
NZ Metropolitan Trotting Club Inc Harness
 Race 5: SYNCROFLEX DUAL HA MOBILE PACE - 2600m



18 March 2026 - 6:29PM

Weather: Cloudy

Section	L2600	L2400	L2200	L2000	L1800	L1600	L1400	L1200	L1000	L800	L600	L400	L200
Section Times	3:13.78 (0:12.45)	3:01.33 [6] (0:14.66)	2:46.67 [5] (0:15.46)	2:31.21 [5] (0:15.95)	2:15.26 [4] (0:16.14)	1:59.12 [5] (0:15.75)	1:43.37 [5] (0:14.04)	1:29.33 [6] (0:15.26)	1:14.07 [6] (0:15.41)	0:58.66 [5] (0:14.76)	0:43.90 [4] (0:15.23)	0:28.67 [3] (0:14.65)	0:14.02 [2] (0:14.02)
Average Speed [km/h]	54.7	50.5	47.2	45.1	45.3	46.8	51.3	48.3	47.5	48.8	48.4	50.5	51.5
Top Speed [km/h]	56.4	54.4	50.0	45.7	46.1	49.7	52.2	51.1	49.3	50.0	49.6	52.6	52.6
Avg. Dist. to Rail [m]	12.2	3.7	2.0	2.7	2.7	3.2	6.0	3.0	2.4	3.9	3.6	4.2	6.6



- [] Ranking at each section and finish
- :-:- No data available at this section
- NA No data available

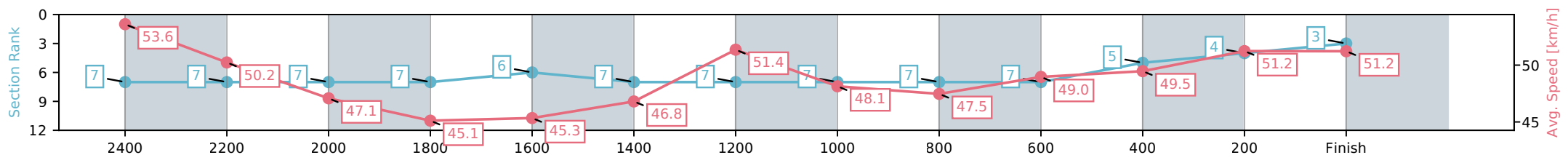
Horse/Jockey Name	Logan Rock/R D Close
Finish Rank	3
Fastest Section Time (Section)	0:12.70 (2600 - 2400)
Top Speed [km/h] (Section)	54.2 (2600 - 2400)
Race State	Finished



NZ Metropolitan Trotting Club Inc Harness
 Race 5: SYNCROFLEX DUAL HA MOBILE PACE - 2600m
 18 March 2026 - 6:29PM
 Weather: Cloudy



Section	L2600	L2400	L2200	L2000	L1800	L1600	L1400	L1200	L1000	L800	L600	L400	L200
Section Times	3:13.91 (0:12.70)	3:01.21 [7] (0:14.63)	2:46.58 [7] (0:15.58)	2:31.00 [7] (0:15.96)	2:15.04 [6] (0:16.17)	1:58.87 [7] (0:15.69)	1:43.18 [7] (0:14.02)	1:29.15 [7] (0:15.25)	1:13.90 [7] (0:15.43)	0:58.47 [7] (0:14.71)	0:43.76 [5] (0:15.06)	0:28.70 [4] (0:14.62)	0:14.07 [3] (0:14.07)
Average Speed [km/h]	53.6	50.2	47.1	45.1	45.3	46.8	51.4	48.1	47.5	49.0	49.5	51.2	51.2
Top Speed [km/h]	54.2	53.5	49.9	45.8	46.2	50.1	52.3	51.6	49.3	50.3	50.6	52.7	52.5
Avg. Dist. to Rail [m]	5.2	2.9	2.5	3.6	3.2	2.7	5.2	2.6	2.5	4.1	4.9	5.8	8.2



[] Ranking at each section and finish
 -:-:- No data available at this section
 NA No data available

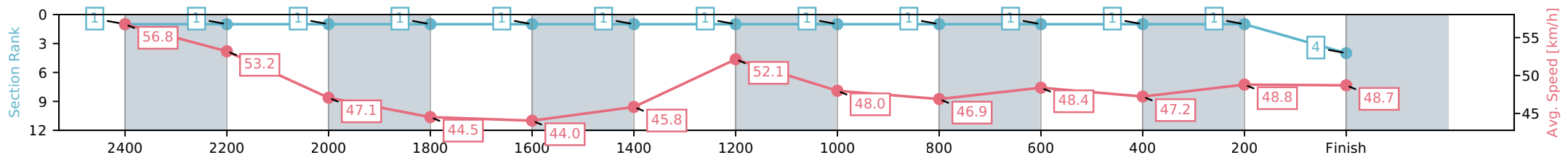
Horse/Jockey Name	Kotare Kelso/S J Ottley
Finish Rank	4
Fastest Section Time (Section)	0:11.98 (2600 - 2400)
Top Speed [km/h] (Section)	58.6 (2600 - 2400)
Race State	Finished



NZ Metropolitan Trotting Club Inc Harness
 Race 5: SYNCROFLEX DUAL HA MOBILE PACE - 2600m
 18 March 2026 - 6:29PM
 Weather: Cloudy



Section	L2600	L2400	L2200	L2000	L1800	L1600	L1400	L1200	L1000	L800	L600	L400	L200
Section Times	3:14.35 (0:11.98)	3:02.37 [1] (0:14.05)	2:48.32 [1] (0:15.49)	2:32.83 [1] (0:16.18)	2:16.65 [1] (0:16.46)	2:00.19 [1] (0:15.82)	1:44.38 [1] (0:13.81)	1:30.57 [1] (0:15.14)	1:15.43 [1] (0:15.45)	0:59.98 [1] (0:14.88)	0:45.10 [1] (0:15.40)	0:29.70 [1] (0:14.92)	0:14.77 [4] (0:14.80)
Average Speed [km/h]	56.8	53.2	47.1	44.5	44.0	45.8	52.1	48.0	46.9	48.4	47.2	48.8	48.7
Top Speed [km/h]	58.6	58.1	51.8	45.1	44.5	49.4	53.5	50.2	48.4	49.0	47.8	50.5	50.5
Avg. Dist. to Rail [m]	15.3	5.1	1.9	1.8	1.4	1.1	3.3	1.2	1.1	1.6	1.6	1.8	4.6



[] Ranking at each section and finish
 -:-:- No data available at this section
 NA No data available

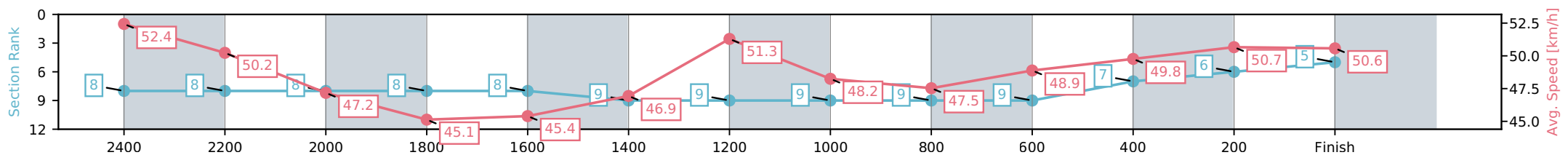
Horse/Jockey Name	Lorton Vale/W J House
Finish Rank	5
Fastest Section Time (Section)	0:12.99 (2600 - 2400)
Top Speed [km/h] (Section)	52.9 (2600 - 2400)
Race State	Finished



NZ Metropolitan Trotting Club Inc Harness
 Race 5: SYNCROFLEX DUAL HA MOBILE PACE - 2600m
 18 March 2026 - 6:29PM
 Weather: Cloudy



Section	L2600	L2400	L2200	L2000	L1800	L1600	L1400	L1200	L1000	L800	L600	L400	L200
Section Times	3:14.53 (0:12.99)	3:01.54 [8] (0:14.69)	2:46.86 [8] (0:15.56)	2:31.29 [8] (0:15.96)	2:15.33 [8] (0:16.17)	1:59.16 [9] (0:15.67)	1:43.50 [9] (0:14.04)	1:29.45 [9] (0:15.25)	1:14.21 [9] (0:15.44)	0:58.77 [9] (0:14.74)	0:44.03 [7] (0:15.01)	0:29.02 [6] (0:14.76)	0:14.26 [5] (0:14.25)
Average Speed [km/h]	52.4	50.2	47.2	45.1	45.4	46.9	51.3	48.2	47.5	48.9	49.8	50.7	50.6
Top Speed [km/h]	52.9	52.8	50.0	45.9	46.2	50.4	52.2	51.6	49.2	50.1	50.5	52.2	52.4
Avg. Dist. to Rail [m]	8.6	3.4	2.6	3.7	3.4	2.9	5.4	2.8	2.7	4.1	5.0	5.6	8.3



[] Ranking at each section and finish
 -:-:- No data available at this section
 NA No data available

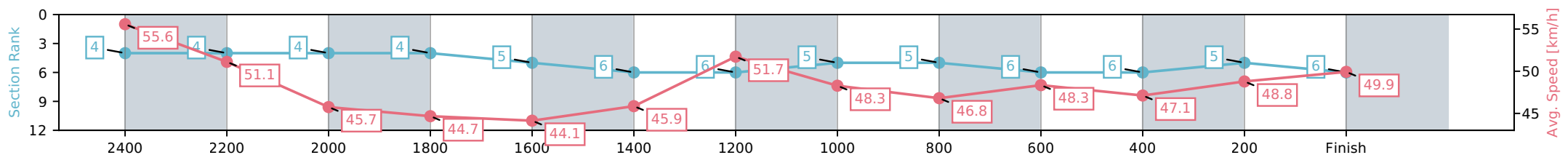
Horse/Jockey Name	Woodlea Diamond/K G Cameron
Finish Rank	6
Fastest Section Time (Section)	0:12.22 (2600 - 2400)
Top Speed [km/h] (Section)	56.5 (2600 - 2400)
Race State	Finished



NZ Metropolitan Trotting Club Inc Harness
 Race 5: SYNCROFLEX DUAL HA MOBILE PACE - 2600m
 18 March 2026 - 6:29PM
 Weather: Cloudy



Section	L2600	L2400	L2200	L2000	L1800	L1600	L1400	L1200	L1000	L800	L600	L400	L200
Section Times	3:14.55 (0:12.22)	3:02.33 [4] (0:14.22)	2:48.11 [4] (0:15.80)	2:32.31 [4] (0:16.12)	2:16.19 [5] (0:16.42)	1:59.77 [6] (0:15.79)	1:43.98 [6] (0:13.92)	1:30.06 [5] (0:15.03)	1:15.03 [5] (0:15.47)	0:59.56 [6] (0:14.89)	0:44.66 [6] (0:15.39)	0:29.27 [5] (0:14.84)	0:14.44 [6] (0:14.44)
Average Speed [km/h]	55.6	51.1	45.7	44.7	44.1	45.9	51.7	48.3	46.8	48.3	47.1	48.8	49.9
Top Speed [km/h]	56.5	54.1	50.3	45.1	44.7	49.9	52.7	51.7	48.6	48.9	47.8	51.1	51.4
Avg. Dist. to Rail [m]	7.4	1.6	0.6	1.5	1.5	0.9	3.1	1.0	0.9	1.4	1.2	1.1	3.0



[] Ranking at each section and finish
 -:-:- No data available at this section
 NA No data available

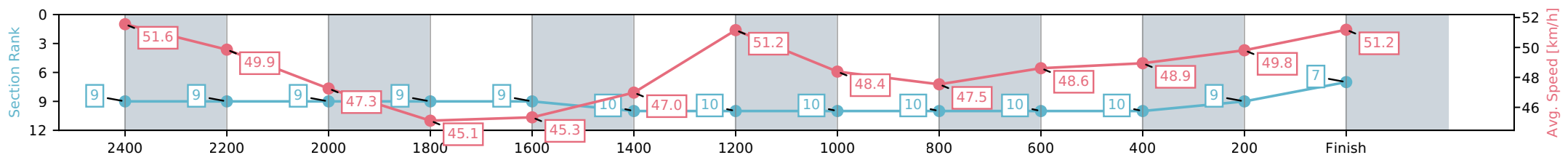
Horse/Jockey Name	My Ten Guitars/Craig D Thornley
Finish Rank	7
Fastest Section Time (Section)	0:13.22 (2600 - 2400)
Top Speed [km/h] (Section)	52.8 (2600 - 2400)
Race State	Finished



NZ Metropolitan Trotting Club Inc Harness
 Race 5: SYNCROFLEX DUAL HA MOBILE PACE - 2600m
 18 March 2026 - 6:29PM
 Weather: Cloudy



Section	L2600	L2400	L2200	L2000	L1800	L1600	L1400	L1200	L1000	L800	L600	L400	L200
Section Times	3:14.61 (0:13.22)	3:01.39 [9] (0:14.79)	2:46.60 [9] (0:15.55)	2:31.05 [9] (0:15.97)	2:15.09 [9] (0:16.19)	1:58.90 [10] (0:15.66)	1:43.24 [10] (0:14.08)	1:29.16 [10] (0:15.21)	1:13.95 [10] (0:15.43)	0:58.52 [10] (0:14.81)	0:43.71 [10] (0:15.04)	0:28.67 [9] (0:14.57)	0:14.10 [7] (0:14.07)
Average Speed [km/h]	51.6	49.9	47.3	45.1	45.3	47.0	51.2	48.4	47.5	48.6	48.9	49.8	51.2
Top Speed [km/h]	52.8	51.7	50.1	45.7	46.1	50.1	52.4	52.4	49.2	49.4	49.4	52.3	52.4
Avg. Dist. to Rail [m]	10.4	3.3	2.8	4.0	3.4	3.0	5.7	2.8	2.8	4.4	3.7	1.1	1.8



[] Ranking at each section and finish
 -:-:- No data available at this section
 NA No data available

Horse/Jockey Name	Fox Terror/B N Orange
Finish Rank	8
Fastest Section Time (Section)	0:12.57 (2600 - 2400)
Top Speed [km/h] (Section)	55.4 (2400-2200)
Race State	Finished



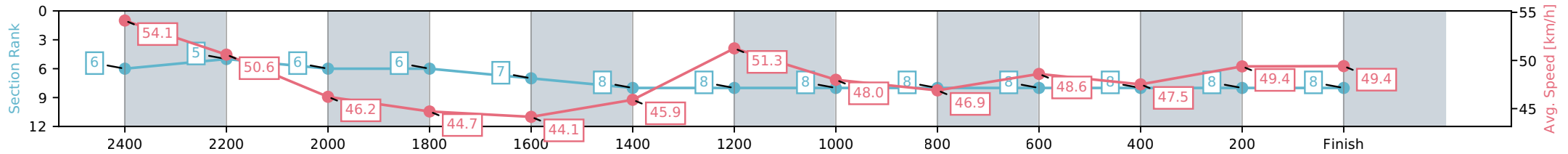
NZ Metropolitan Trotting Club Inc Harness
 Race 5: SYNCROFLEX DUAL HA MOBILE PACE - 2600m



18 March 2026 - 6:29PM

Weather: Cloudy

Section	L2600	L2400	L2200	L2000	L1800	L1600	L1400	L1200	L1000	L800	L600	L400	L200
Section Times	3:14.94 (0:12.57)	3:02.37 [5] (0:14.33)	2:48.04 [6] (0:15.69)	2:32.35 [6] (0:16.11)	2:16.24 [7] (0:16.43)	1:59.81 [8] (0:15.78)	1:44.03 [8] (0:14.05)	1:29.98 [8] (0:15.10)	1:14.88 [8] (0:15.43)	0:59.45 [8] (0:14.81)	0:44.64 [8] (0:15.27)	0:29.37 [8] (0:14.79)	0:14.58 [8] (0:14.60)
Average Speed [km/h]	54.1	50.6	46.2	44.7	44.1	45.9	51.3	48.0	46.9	48.6	47.5	49.4	49.4
Top Speed [km/h]	55.1	55.4	49.6	45.3	45.1	49.4	52.2	51.5	48.1	49.7	49.5	52.2	52.2
Avg. Dist. to Rail [m]	3.5	1.1	1.1	1.8	1.5	1.1	3.3	0.9	1.0	2.0	1.4	2.7	6.3



- [] Ranking at each section and finish
- :-:- No data available at this section
- NA No data available

Horse/Jockey Name	Sweet Willow/O G Thornley
Finish Rank	9
Fastest Section Time (Section)	0:13.54 (1400-1200)
Top Speed [km/h] (Section)	54.6 (1400-1200)
Race State	Finished



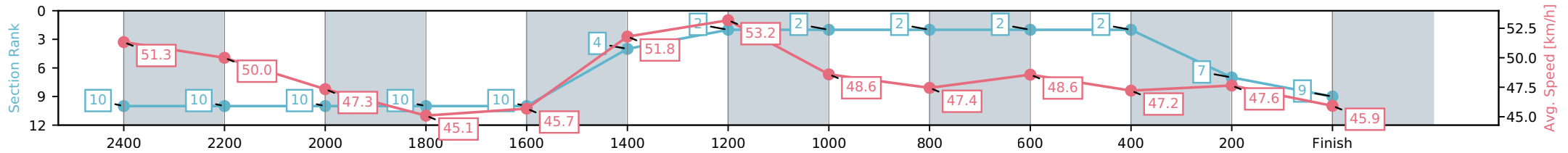
NZ Metropolitan Trotting Club Inc Harness
 Race 5: SYNCROFLEX DUAL HA MOBILE PACE - 2600m



18 March 2026 - 6:29PM

Weather: Cloudy

Section	L2600	L2400	L2200	L2000	L1800	L1600	L1400	L1200	L1000	L800	L600	L400	L200
Section Times	3:15.94 (0:13.56)	3:02.38 [10] (0:14.81)	2:47.58 [10] (0:15.53)	2:32.05 [10] (0:15.97)	2:16.08 [10] (0:16.11)	1:59.97 [4] (0:14.38)	1:45.59 [2] (0:13.54)	1:32.05 [2] (0:15.16)	1:16.89 [2] (0:15.45)	1:01.44 [2] (0:14.83)	0:46.61 [2] (0:15.58)	0:31.03 [7] (0:15.39)	0:15.64 [9] (0:15.70)
Average Speed [km/h]	51.3	50.0	47.3	45.1	45.7	51.8	53.2	48.6	47.4	48.6	47.2	47.6	45.9
Top Speed [km/h]	53.1	51.8	50.0	45.6	48.0	54.1	54.6	50.3	48.9	49.1	47.8	49.0	49.0
Avg. Dist. to Rail [m]	8.9	3.8	2.9	3.8	3.6	4.5	6.2	2.8	2.7	3.3	3.1	2.7	4.8



- [] Ranking at each section and finish
- :-:- No data available at this section
- NA No data available

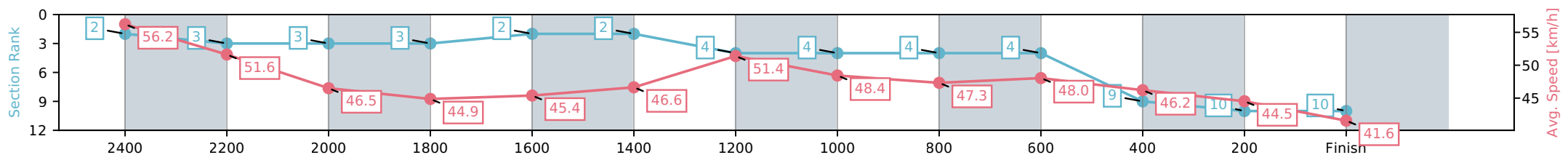
Horse/Jockey Name	Big Gee/S J Thornley
Finish Rank	10
Fastest Section Time (Section)	0:12.08 (2600 - 2400)
Top Speed [km/h] (Section)	57.4 (2600 - 2400)
Race State	Finished



NZ Metropolitan Trotting Club Inc Harness
 Race 5: SYNCROFLEX DUAL HA MOBILE PACE - 2600m
 18 March 2026 - 6:29PM
 Weather: Cloudy



Section	L2600	L2400	L2200	L2000	L1800	L1600	L1400	L1200	L1000	L800	L600	L400	L200
Section Times	3:19.49 (0:12.08)	3:07.41 [3] (0:14.31)	2:53.10 [3] (0:15.77)	2:37.33 [3] (0:16.05)	2:21.28 [2] (0:16.18)	2:05.09 [2] (0:15.77)	1:49.32 [4] (0:14.01)	1:35.32 [4] (0:15.18)	1:20.13 [4] (0:15.48)	1:04.65 [4] (0:14.99)	0:49.66 [9] (0:15.88)	0:33.78 [10] (0:16.51)	0:17.26 [10] (0:17.33)
Average Speed [km/h]	56.2	51.6	46.5	44.9	45.4	46.6	51.4	48.4	47.3	48.0	46.2	44.5	41.6
Top Speed [km/h]	57.4	56.7	50.2	45.8	45.9	49.0	52.1	50.7	49.1	48.7	46.9	45.9	43.4
Avg. Dist. to Rail [m]	13.2	3.6	2.6	3.5	3.4	2.9	5.2	2.7	2.6	3.4	2.8	2.8	3.9



[] Ranking at each section and finish
 -:-:- No data available at this section
 NA No data available