



NZ Metropolitan Trotting Club Inc Harness

Race 6: SYNCROFEN REGULATE (CONCESSION JUNIOR DRIVERS) MOBILE PACE - 1980m

18 March 2026 - 6:57PM

Weather: Cloudy



Field Times	2:28.00	2:16.26	2:01.27	1:45.94	1:30.89	1:15.28	0:59.33	0:42.67
(Race Tempo)	(0:11.73)	(0:15.00)	(0:15.33)	(0:15.05)	(0:15.61)	(0:15.95)	(0:16.66)	(0:15.77)

Rank	TAB#	Horse	Overall Time	First 400m	Top Speed km/h (Section)	L1980	L1800	L1600	L1400	L1200	L1000	L800	L600
	(BAR#)	Driver	Margin (DT-W)	Last 600m	Fastest Section (Time)	Start - 1800	1800 - 1600	1600 - 1400	1400 - 1200	1200 - 1000	1000 - 800	800 - 600	600 - 400
1	6	Unico Realta	2:28.00	0:28.86	56.9 (200-0)	2:28.00	2:16.26 [1]	2:01.27 [1]	1:45.64 [2]	1:30.57 [2]	1:15.00 [2]	0:59.03 [2]	0:42.39 [3]
	(6)	R E Harrison		0:42.38	200-0 (0:12.87)	(0:11.74)	(0:15.00)	(0:15.63)	(0:15.07)	(0:15.57)	(0:15.97)	(0:16.64)	(0:15.78)
2	2	Monkee Major	2:28.19	0:29.08	55.4 (200-0)	2:28.19	2:15.93 [3]	2:01.06 [3]	1:46.13 [1]	1:31.08 [1]	1:15.47 [1]	0:59.52 [1]	0:42.86 [1]
	(2)	H V Douglas	1.1L (-2)	0:42.87	200-0 (0:13.34)	(0:12.26)	(0:14.88)	(0:14.93)	(0:15.05)	(0:15.61)	(0:15.95)	(0:16.66)	(0:15.77)
3	7	Down A Hundy	2:28.57	0:29.79	56.3 (400-200)	2:28.57	2:15.67 [6]	2:00.80 [6]	1:45.58 [6]	1:30.58 [5]	1:15.03 [5]	0:59.21 [5]	0:42.66 [4]
	(7)	H M Sail	3.2L (+19)	0:42.68	400-200 (0:13.36)	(0:12.90)	(0:14.88)	(0:15.22)	(0:14.99)	(0:15.56)	(0:15.82)	(0:16.55)	(0:15.74)
4	1	Iamthecaptainnow	2:28.93	0:29.11	54.6 (200-0)	2:28.93	2:16.80 [2]	2:01.87 [2]	1:46.25 [3]	1:31.19 [4]	1:15.62 [4]	0:59.64 [4]	0:42.97 [5]
	(1)	T P Duley	5.2L (+4)	0:42.99	200-0 (0:13.44)	(0:12.13)	(0:14.93)	(0:15.62)	(0:15.06)	(0:15.57)	(0:15.98)	(0:16.67)	(0:15.75)
5	3	Emma Swan	2:29.21	0:29.34	56.1 (400-200)	2:29.21	2:16.64 [5]	2:01.93 [4]	1:46.34 [5]	1:31.22 [5]	1:15.61 [6]	0:59.57 [6]	0:42.89 [6]
	(3)	D L Dolan	6.7L (+0)	0:42.89	200-0 (0:13.54)	(0:12.58)	(0:14.71)	(0:15.58)	(0:15.12)	(0:15.62)	(0:16.04)	(0:16.68)	(0:15.66)
6	4	Shadow Creek	2:29.27	0:29.55	53.9 (200-0)	2:29.27	2:16.76 [4]	2:01.80 [5]	1:46.57 [4]	1:31.59 [3]	1:16.03 [3]	1:00.22 [3]	0:43.71 [2]
	(4)	T P Borcoskie	7.1L (+15)	0:43.74	200-0 (0:13.62)	(0:12.51)	(0:14.96)	(0:15.23)	(0:14.98)	(0:15.56)	(0:15.81)	(0:16.51)	(0:15.94)

Scratched: Melton Enforcer (#5)

- [] Position in running at each section and finish
- [-:-] No data available at this section
- NA No data available
- DNT Did not track
- TAB# Saddle cloth number
- BAR# Barrier/Gate Position
- DNF Did not finish
- DT-W Distance travelled compared to winner in metres
- Fastest split
- Fastest section



NZ Metropolitan Trotting Club Inc Harness

Race 6: SYNCROFEN REGULATE (CONCESSION JUNIOR DRIVERS) MOBILE PACE - 1980m

18 March 2026 - 6:57PM



Weather: Cloudy

Field Times 0:26.90 0:13.14
(Race Tempo) (0:13.76) (0:13.14)

Rank	TAB#	Horse	Overall Time	First 400m	Top Speed km/h (Section)	L400	L200						
	(BAR#)	Driver	Margin (DT-W)	Last 600m	Fastest Section (Time)	400 - 200	200 - Finish						
1	6	Unico Realta	2:28.00	0:28.86	56.9 (200-0)	0:26.60 [2]	0:12.87 [3]						
	(6)	R E Harrison		0:42.38	200-0 (0:12.87)	(0:13.73)	(0:12.87)						
2	2	Monkee Major	2:28.19	0:29.08	55.4 (200-0)	0:27.09 [1]	0:13.33 [1]						
	(2)	H V Douglas	1.1L (-2)	0:42.87	200-0 (0:13.34)	(0:13.76)	(0:13.34)						
3	7	Down A Hundy	2:28.57	0:29.79	56.3 (400-200)	0:26.92 [4]	0:13.56 [2]						
	(7)	H M Sail	3.2L (+19)	0:42.68	400-200 (0:13.36)	(0:13.36)	(0:13.58)						
4	1	Iamthecaptainnow	2:28.93	0:29.11	54.6 (200-0)	0:27.23 [5]	0:13.43 [4]						
	(1)	T P Duley	5.2L (+4)	0:42.99	200-0 (0:13.44)	(0:13.80)	(0:13.44)						
5	3	Emma Swan	2:29.21	0:29.34	56.1 (400-200)	0:27.23 [6]	0:13.54 [6]						
	(3)	D L Dolan	6.7L (+0)	0:42.89	200-0 (0:13.54)	(0:13.69)	(0:13.54)						
6	4	Shadow Creek	2:29.27	0:29.55	53.9 (200-0)	0:27.78 [3]	0:13.60 [5]						
	(4)	T P Borcoskie	7.1L (+15)	0:43.74	200-0 (0:13.62)	(0:14.18)	(0:13.62)						

Scratched: Melton Enforcer (#5)

[] Position in running at each section and finish TAB# Saddle cloth number

Fastest split

-:--:-- No data available at this section

BAR# Barrier/Gate Position

Fastest section

NA No data available

DNF Did not finish

DNT Did not track

DT-W Distance travelled compared to winner in metres

Horse/Jockey Name	Unico Realta/R E Harrison
Finish Rank	1
Fastest Section Time (Section)	0:12.87 (200-0)
Top Speed [km/h] (Section)	56.9 (200-0)
Race State	Finished



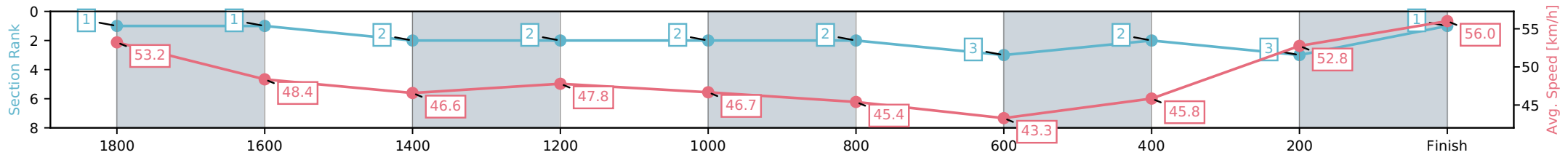
NZ Metropolitan Trotting Club Inc Harness
 Race 6: SYNCROFEN REGULATE (CONCESSION JUNIOR DRIVERS) MOBILE PACE - 1980m



18 March 2026 - 6:57PM

Weather: Cloudy

Section	L1980	L1800	L1600	L1400	L1200	L1000	L800	L600	L400	L200
Section Times	2:28.00 (0:11.74)	2:16.26 [1] (0:15.00)	2:01.27 [2] (0:15.63)	1:45.64 [2] (0:15.07)	1:30.57 [2] (0:15.57)	1:15.00 [2] (0:15.97)	0:59.03 [3] (0:16.64)	0:42.39 [2] (0:15.78)	0:26.60 [3] (0:13.73)	0:12.87 [1] (0:12.87)
Average Speed [km/h]	53.2	48.4	46.6	47.8	46.7	45.4	43.3	45.8	52.8	56.0
Top Speed [km/h]	55.2	52.4	48.7	49.7	47.1	46.4	44.3	47.9	56.1	56.9
Avg. Dist. to Rail [m]	6.8	1.6	1.6	3.9	1.3	1.1	1.6	1.0	1.2	1.9



- [] Ranking at each section and finish
- :-:- No data available at this section
- NA No data available

Horse/Jockey Name	Monkee Major/H V Douglas
Finish Rank	2
Fastest Section Time (Section)	0:13.34 (200-0)
Top Speed [km/h] (Section)	55.4 (200-0)
Race State	Finished



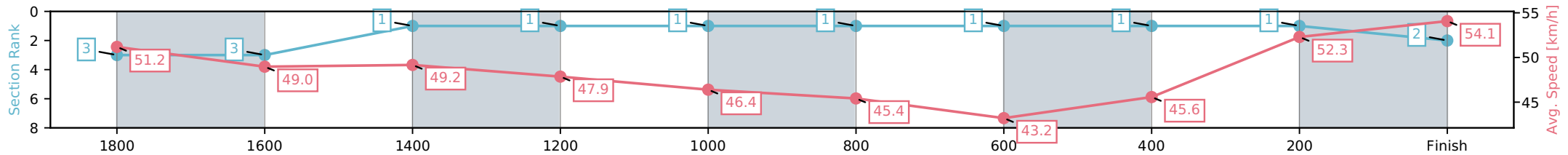
NZ Metropolitan Trotting Club Inc Harness
 Race 6: SYNCROFEN REGULATE (CONCESSION JUNIOR DRIVERS) MOBILE PACE - 1980m



18 March 2026 - 6:57PM

Weather: Cloudy

Section	L1980	L1800	L1600	L1400	L1200	L1000	L800	L600	L400	L200
Section Times	2:28.19 (0:12.26)	2:15.93 [3] (0:14.88)	2:01.06 [1] (0:14.93)	1:46.13 [1] (0:15.05)	1:31.08 [1] (0:15.61)	1:15.47 [1] (0:15.95)	0:59.52 [1] (0:16.66)	0:42.86 [1] (0:15.77)	0:27.09 [1] (0:13.76)	0:13.33 [2] (0:13.34)
Average Speed [km/h]	51.2	49.0	49.2	47.9	46.4	45.4	43.2	45.6	52.3	54.1
Top Speed [km/h]	52.2	50.5	50.4	50.2	46.8	46.5	44.4	47.8	55.0	55.4
Avg. Dist. to Rail [m]	3.1	2.3	2.6	3.4	0.9	1.0	1.4	0.6	0.6	4.0



- [] Ranking at each section and finish
- :-:- No data available at this section
- NA No data available

Horse/Jockey Name	Down A Hundy/H M Sail
Finish Rank	3
Fastest Section Time (Section)	0:13.36 (400-200)
Top Speed [km/h] (Section)	56.3 (400-200)
Race State	Finished



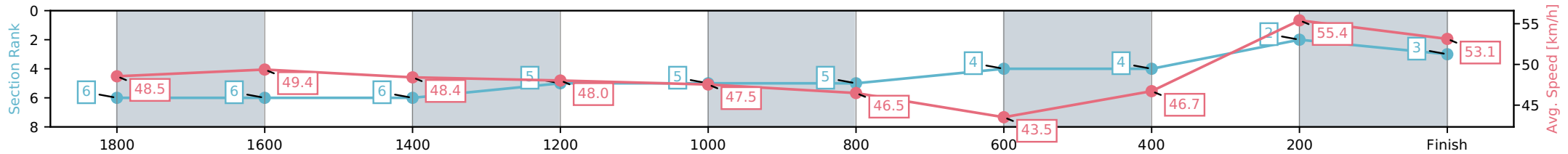
NZ Metropolitan Trotting Club Inc Harness
 Race 6: SYNCROFEN REGULATE (CONCESSION JUNIOR DRIVERS) MOBILE PACE - 1980m



18 March 2026 - 6:57PM

Weather: Cloudy

Section	L1980	L1800	L1600	L1400	L1200	L1000	L800	L600	L400	L200
Section Times	2:28.57 (0:12.90)	2:15.67 [6] (0:14.88)	2:00.80 [6] (0:15.22)	1:45.58 [5] (0:14.99)	1:30.58 [5] (0:15.56)	1:15.03 [5] (0:15.82)	0:59.21 [4] (0:16.55)	0:42.66 [4] (0:15.74)	0:26.92 [2] (0:13.36)	0:13.56 [3] (0:13.58)
Average Speed [km/h]	48.5	49.4	48.4	48.0	47.5	46.5	43.5	46.7	55.4	53.1
Top Speed [km/h]	50.1	51.1	49.5	49.2	48.5	48.4	45.8	52.1	56.3	56.1
Avg. Dist. to Rail [m]	7.8	3.3	3.2	5.8	3.3	3.0	3.5	2.9	4.1	6.1



- [] Ranking at each section and finish
- :-:- No data available at this section
- NA No data available

Horse/Jockey Name	Iamthecaptainnow/T P Duley
Finish Rank	4
Fastest Section Time (Section)	0:13.44 (200-0)
Top Speed [km/h] (Section)	54.6 (200-0)
Race State	Finished



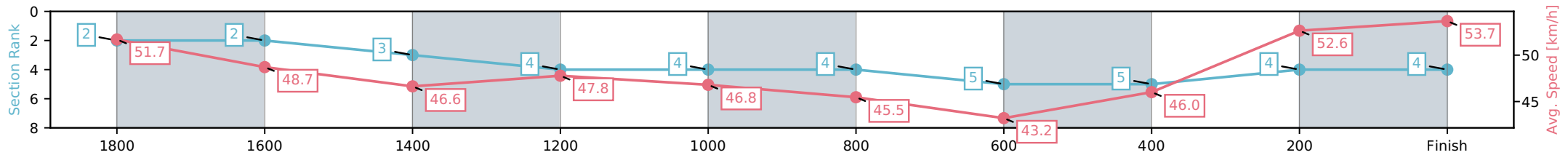
NZ Metropolitan Trotting Club Inc Harness
 Race 6: SYNCROFEN REGULATE (CONCESSION JUNIOR DRIVERS) MOBILE PACE - 1980m



18 March 2026 - 6:57PM

Weather: Cloudy

Section	L1980	L1800	L1600	L1400	L1200	L1000	L800	L600	L400	L200
Section Times	2:28.93 (0:12.13)	2:16.80 [2] (0:14.93)	2:01.87 [3] (0:15.62)	1:46.25 [4] (0:15.06)	1:31.19 [4] (0:15.57)	1:15.62 [4] (0:15.98)	0:59.64 [5] (0:16.67)	0:42.97 [5] (0:15.75)	0:27.23 [4] (0:13.80)	0:13.43 [4] (0:13.44)
Average Speed [km/h]	51.7	48.7	46.6	47.8	46.8	45.5	43.2	46.0	52.6	53.7
Top Speed [km/h]	52.3	51.2	48.8	49.7	47.3	46.2	44.5	48.1	54.6	54.6
Avg. Dist. to Rail [m]	2.1	1.8	1.7	3.9	1.6	1.3	1.8	1.1	1.8	5.1



- [] Ranking at each section and finish
- :-:- No data available at this section
- NA No data available

Horse/Jockey Name	Emma Swan/D L Dolan
Finish Rank	5
Fastest Section Time (Section)	0:13.54 (200-0)
Top Speed [km/h] (Section)	56.1 (400-200)
Race State	Finished



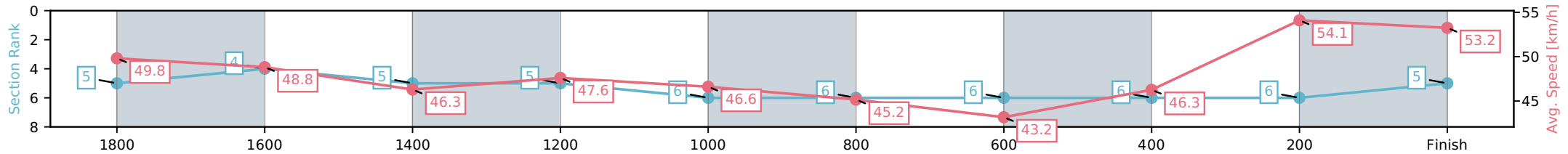
NZ Metropolitan Trotting Club Inc Harness
 Race 6: SYNCROFEN REGULATE (CONCESSION JUNIOR DRIVERS) MOBILE PACE - 1980m



18 March 2026 - 6:57PM

Weather: Cloudy

Section	L1980	L1800	L1600	L1400	L1200	L1000	L800	L600	L400	L200
Section Times	2:29.21 (0:12.58)	2:16.64 [4] (0:14.71)	2:01.93 [5] (0:15.58)	1:46.34 [5] (0:15.12)	1:31.22 [6] (0:15.62)	1:15.61 [6] (0:16.04)	0:59.57 [6] (0:16.68)	0:42.89 [6] (0:15.66)	0:27.23 [6] (0:13.69)	0:13.54 [5] (0:13.54)
Average Speed [km/h]	49.8	48.8	46.3	47.6	46.6	45.2	43.2	46.3	54.1	53.2
Top Speed [km/h]	50.6	50.9	48.4	49.5	47.6	45.8	44.8	50.4	56.1	55.3
Avg. Dist. to Rail [m]	3.6	0.7	0.5	3.5	1.4	1.0	2.3	1.2	5.0	10.1



- [] Ranking at each section and finish
- :-:- No data available at this section
- NA No data available

Horse/Jockey Name	Shadow Creek/T P Borcoskie
Finish Rank	6
Fastest Section Time (Section)	0:13.62 (200-0)
Top Speed [km/h] (Section)	53.9 (200-0)
Race State	Finished



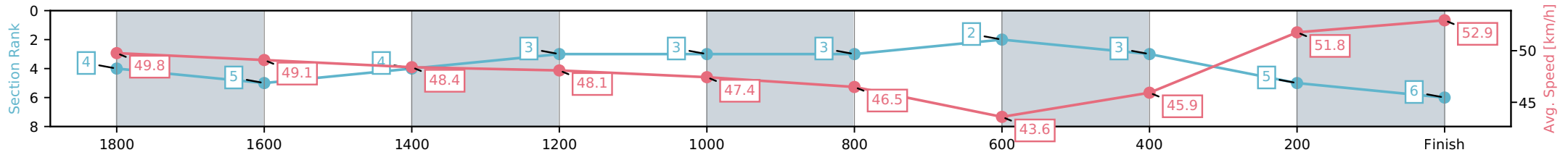
NZ Metropolitan Trotting Club Inc Harness
 Race 6: SYNCROFEN REGULATE (CONCESSION JUNIOR DRIVERS) MOBILE PACE - 1980m



18 March 2026 - 6:57PM

Weather: Cloudy

Section	L1980	L1800	L1600	L1400	L1200	L1000	L800	L600	L400	L200
Section Times	2:29.27 (0:12.51)	2:16.76 [5] (0:14.96)	2:01.80 [4] (0:15.23)	1:46.57 [3] (0:14.98)	1:31.59 [3] (0:15.56)	1:16.03 [3] (0:15.81)	1:00.22 [2] (0:16.51)	0:43.71 [3] (0:15.94)	0:27.78 [5] (0:14.18)	0:13.60 [6] (0:13.62)
Average Speed [km/h]	49.8	49.1	48.4	48.1	47.4	46.5	43.6	45.9	51.8	52.9
Top Speed [km/h]	50.2	50.1	49.3	49.2	48.3	48.4	45.4	48.3	53.8	53.9
Avg. Dist. to Rail [m]	5.8	3.2	3.3	5.7	3.1	2.9	3.4	2.4	3.2	7.4



- [] Ranking at each section and finish
- :-:- No data available at this section
- NA No data available