



NZ Metropolitan Trotting Club Inc Harness
 Race 7: SYNCROFEN EXPRESS MOBILE TROT - 1980m
 18 March 2026 - 7:32PM



Weather: Cloudy

Field Times (Race Tempo) 2:28.86 (0:11.87) 2:16.99 (0:14.87) 2:02.12 (0:15.13) 1:47.00 (0:15.17) 1:31.83 (0:15.75) 1:16.08 (0:16.08) 1:00.00 (0:15.67) 0:44.34 (0:15.35)

Rank	TAB#	Horse	Overall Time	First 400m	Top Speed km/h (Section)	L1980	L1800	L1600	L1400	L1200	L1000	L800	L600
	(BAR#)	Driver	Margin (DT-W)	Last 600m	Fastest Section (Time)	Start - 1800	1800 - 1600	1600 - 1400	1400 - 1200	1200 - 1000	1000 - 800	800 - 600	600 - 400
1	10	Natives Inferno	2:28.86	0:29.60	54.1 (200-0)	2:28.86	2:15.94 [9]	2:00.88 [6]	1:45.46 [6]	1:30.33 [5]	1:15.00 [5]	0:59.31 [5]	0:43.74 [4]
	(10)	K G Cameron		0:43.74	200-0 (0:13.89)	(0:12.92)	(0:15.05)	(0:15.43)	(0:15.12)	(0:15.33)	(0:15.69)	(0:15.57)	(0:15.37)
2	3	Crown The Moment	2:29.13	0:28.93	53.3 (1980 - 1800)	2:29.13	2:17.26 [1]	2:02.33 [2]	1:46.94 [2]	1:31.75 [2]	1:16.02 [2]	0:59.93 [2]	0:44.28 [3]
	(3)	B T Hope	1.5L (-6)	0:44.28	200-0 (0:14.28)	(0:11.87)	(0:14.93)	(0:15.39)	(0:15.19)	(0:15.72)	(0:16.09)	(0:15.65)	(0:15.34)
3	9	The Merc	2:29.42	0:28.74	52.6 (1980 - 1800)	2:29.42	2:17.45 [2]	2:02.68 [1]	1:47.56 [1]	1:32.39 [1]	1:16.64 [1]	1:00.56 [1]	0:44.90 [1]
	(9)	C J Dalgety	3.1L (+0)	0:44.89	400-200 (0:14.73)	(0:11.97)	(0:14.76)	(0:15.13)	(0:15.17)	(0:15.75)	(0:16.08)	(0:15.67)	(0:15.35)
4	5	Kingaroy	2:29.73	0:29.24	52.8 (1980 - 1800)	2:29.73	2:17.72 [3]	2:02.61 [3]	1:47.11 [3]	1:31.98 [3]	1:16.28 [3]	1:00.22 [4]	0:44.54 [5]
	(5)	J R Ford	4.8L (-5)	0:44.53	200-0 (0:14.55)	(0:12.01)	(0:15.11)	(0:15.50)	(0:15.13)	(0:15.70)	(0:16.06)	(0:15.69)	(0:15.32)
5	15	Switch On	2:29.93	0:30.28	53.2 (200-0)	2:29.93	2:16.82 [11]	2:01.34 [10]	1:45.65 [10]	1:30.43 [10]	1:14.78 [10]	0:59.32 [9]	0:43.82 [10]
	(U2)	S J Ottley	5.9L (+14)	0:43.77	200-0 (0:13.67)	(0:13.11)	(0:15.48)	(0:15.69)	(0:15.22)	(0:15.65)	(0:15.46)	(0:15.51)	(0:15.58)
6	11	Silverlinings	2:30.29	0:31.05	50.8 (1400-1200)	2:30.29	2:16.34 [13]	2:00.91 [13]	1:46.04 [9]	1:31.30 [8]	1:16.06 [6]	1:00.43 [6]	0:44.76 [7]
	(11)	K A Butt	7.9L (-7)	0:44.75	200-0 (0:14.60)	(0:13.95)	(0:15.43)	(0:14.88)	(0:14.74)	(0:15.24)	(0:15.63)	(0:15.67)	(0:15.38)
7	12	Solemn Son	2:30.30	0:31.52	51.6 (400-200)	2:30.30	2:15.80 [14]	2:00.44 [14]	1:45.12 [14]	1:30.27 [12]	1:14.90 [11]	0:59.63 [10]	0:44.39 [9]
	(12)	I R Cameron	7.9L (-5)	0:44.40	200-0 (0:14.38)	(0:14.50)	(0:15.37)	(0:15.32)	(0:14.84)	(0:15.37)	(0:15.27)	(0:15.24)	(0:15.52)
8	14	Peakmonkey	2:30.45	0:30.52	52.7 (200-0)	2:30.45	2:16.98 [12]	2:01.52 [12]	1:45.86 [11]	1:30.64 [11]	1:14.96 [12]	0:59.52 [11]	0:44.01 [12]
	(U1)	R D Close	8.8L (+10)	0:43.99	200-0 (0:14.10)	(0:13.47)	(0:15.47)	(0:15.66)	(0:15.22)	(0:15.68)	(0:15.44)	(0:15.51)	(0:15.64)
9	13	Bluey	2:30.81	0:29.95	51.4 (400-200)	2:30.81	2:17.88 [10]	2:02.50 [9]	1:46.82 [8]	1:31.60 [9]	1:15.95 [9]	1:00.48 [8]	0:44.99 [8]
	(13)	S J Thornley	10.8L (+11)	0:44.98	400-200 (0:14.63)	(0:12.93)	(0:15.38)	(0:15.68)	(0:15.22)	(0:15.64)	(0:15.47)	(0:15.49)	(0:15.58)
10	7	Mode	2:31.05	0:31.00	50.8 (200-0)	2:31.05	2:18.35 [8]	2:02.29 [11]	1:46.05 [13]	1:30.88 [13]	1:15.22 [13]	1:00.02 [12]	0:44.81 [11]
	(7)	O G Thornley	12.1L (+9)	0:44.78	200-0 (0:14.49)	(0:12.70)	(0:16.06)	(0:16.24)	(0:15.17)	(0:15.67)	(0:15.19)	(0:15.22)	(0:15.46)

Scratched: Diedre Franco (#4), Aspirational Dream (#16)

- [] Position in running at each section and finish
- :-:- No data available at this section
- NA No data available
- DNT Did not track
- TAB# Saddle cloth number
- BAR# Barrier/Gate Position
- DNF Did not finish
- DT-W Distance travelled compared to winner in metres
- Fastest split
- Fastest section



NZ Metropolitan Trotting Club Inc Harness
Race 7: SYNCROFEN EXPRESS MOBILE TROT - 1980m

18 March 2026 - 7:32PM

Weather: Cloudy



Field Times (Race Tempo) 2:28.86 (0:11.87) 2:16.99 (0:14.87) 2:02.12 (0:15.13) 1:47.00 (0:15.17) 1:31.83 (0:15.75) 1:16.08 (0:16.08) 1:00.00 (0:15.67) 0:44.34 (0:15.35)

Rank	TAB#	Horse	Overall Time	First 400m	Top Speed km/h (Section)	L1980	L1800	L1600	L1400	L1200	L1000	L800	L600
	(BAR#)	Driver	Margin (DT-W)	Last 600m	Fastest Section (Time)	Start - 1800	1800 - 1600	1600 - 1400	1400 - 1200	1200 - 1000	1000 - 800	800 - 600	600 - 400
11	1	Noah Magnific	2:31.41	0:29.56	50.6 (1980 - 1800)	2:31.41	2:18.93 [5]	2:03.86 [4]	1:48.45 [4]	1:33.22 [4]	1:17.88 [4]	1:02.18 [3]	0:46.62 [2]
	(1)	John R Dunn	14.1L (+2)	0:46.65	1800-1600 (0:15.06)	(0:12.48)	(0:15.06)	(0:15.41)	(0:15.24)	(0:15.34)	(0:15.70)	(0:15.57)	(0:15.38)
12	2	Jaccka Baylis	2:32.46	0:30.09	50.0 (1980 - 1800)	2:32.46	2:19.94 [7]	2:04.47 [7]	1:48.78 [7]	1:33.57 [7]	1:17.91 [8]	1:02.44 [7]	0:46.97 [6]
	(2)	W J House	20.0L (+8)	0:47.01	1400-1200 (0:15.21)	(0:12.52)	(0:15.47)	(0:15.69)	(0:15.21)	(0:15.66)	(0:15.47)	(0:15.47)	(0:15.69)
13	8	Baffled	2:33.70	0:30.36	50.9 (1980 - 1800)	2:33.70	2:21.19 [6]	2:05.55 [8]	1:49.01 [12]	1:33.08 [14]	1:17.39 [14]	1:01.64 [13]	0:46.35 [13]
	(8)	A J Cameron	26.9L (+3)	0:46.37	400-200 (0:15.22)	(0:12.51)	(0:15.64)	(0:16.54)	(0:15.94)	(0:15.69)	(0:15.75)	(0:15.29)	(0:15.58)
14	6	Bangkok Betty	2:36.85	0:29.75	51.7 (1980 - 1800)	2:36.85	2:24.57 [4]	2:09.25 [5]	1:53.63 [5]	1:38.32 [5]	1:22.42 [7]	1:04.16 [14]	0:49.03 [14]
	(6)	B N Orange	44.4L (+8)	0:49.04	800-600 (0:15.13)	(0:12.28)	(0:15.32)	(0:15.61)	(0:15.31)	(0:15.91)	(0:18.26)	(0:15.13)	(0:15.51)

Scratched: Diedre Franco (#4), Aspirational Dream (#16)

[] Position in running at each section and finish TAB# Saddle cloth number

Fastest split

-:-:- No data available at this section

BAR# Barrier/Gate Position

Fastest section

NA No data available

DNF Did not finish

DNT Did not track

DT-W Distance travelled compared to winner in metres



NZ Metropolitan Trotting Club Inc Harness
 Race 7: SYNCROFEN EXPRESS MOBILE TROT - 1980m
 18 March 2026 - 7:32PM



Weather: Cloudy

Field Times 0:28.99 0:14.25
 (Race Tempo) (0:14.73) (0:14.25)

Rank	TAB#	Horse	Overall Time	First 400m	Top Speed km/h (Section)	L400	L200						
	(BAR#)	Driver	Margin (DT-W)	Last 600m	Fastest Section (Time)	400 - 200	200 - Finish						
1	10	Natives Inferno	2:28.86	0:29.60	54.1 (200-0)	0:28.37 [4]	0:13.89 [3]						
	(10)	K G Cameron		0:43.74	200-0 (0:13.89)	(0:14.48)	(0:13.89)						
2	3	Crown The Moment	2:29.13	0:28.93	53.3 (1980 - 1800)	0:28.94 [3]	0:14.28 [2]						
	(3)	B T Hope	1.5L (-6)	0:44.28	200-0 (0:14.28)	(0:14.66)	(0:14.28)						
3	9	The Merc	2:29.42	0:28.74	52.6 (1980 - 1800)	0:29.55 [1]	0:14.81 [1]						
	(9)	C J Dalgety	3.1L (+0)	0:44.89	400-200 (0:14.73)	(0:14.73)	(0:14.81)						
4	5	Kingaroy	2:29.73	0:29.24	52.8 (1980 - 1800)	0:29.22 [5]	0:14.56 [4]						
	(5)	J R Ford	4.8L (-5)	0:44.53	200-0 (0:14.55)	(0:14.66)	(0:14.55)						
5	15	Switch On	2:29.93	0:30.28	53.2 (200-0)	0:28.24 [10]	0:13.72 [9]						
	(U2)	S J Ottley	5.9L (+14)	0:43.77	200-0 (0:13.67)	(0:14.52)	(0:13.67)						
6	11	Silverlinings	2:30.29	0:31.05	50.8 (1400-1200)	0:29.38 [6]	0:14.61 [6]						
	(11)	K A Butt	7.9L (-7)	0:44.75	200-0 (0:14.60)	(0:14.77)	(0:14.60)						
7	12	Solemn Son	2:30.30	0:31.52	51.6 (400-200)	0:28.87 [9]	0:14.37 [7]						
	(12)	I R Cameron	7.9L (-5)	0:44.40	200-0 (0:14.38)	(0:14.50)	(0:14.38)						
8	14	Peakmonkey	2:30.45	0:30.52	52.7 (200-0)	0:28.37 [12]	0:14.12 [10]						
	(U1)	R D Close	8.8L (+10)	0:43.99	200-0 (0:14.10)	(0:14.25)	(0:14.10)						
9	13	Bluey	2:30.81	0:29.95	51.4 (400-200)	0:29.40 [8]	0:14.78 [8]						
	(13)	S J Thornley	10.8L (+11)	0:44.98	400-200 (0:14.63)	(0:14.63)	(0:14.77)						
10	7	Mode	2:31.05	0:31.00	50.8 (200-0)	0:29.34 [11]	0:14.51 [11]						
	(7)	O G Thornley	12.1L (+9)	0:44.78	200-0 (0:14.49)	(0:14.83)	(0:14.49)						

Scratched: Diedre Franco (#4), Aspirational Dream (#16)

[] Position in running at each section and finish TAB# Saddle cloth number

Fastest split

-:-:- No data available at this section

BAR# Barrier/Gate Position

Fastest section

NA No data available

DNF Did not finish

DNT Did not track

DT-W Distance travelled compared to winner in metres



NZ Metropolitan Trotting Club Inc Harness
 Race 7: SYNCROFEN EXPRESS MOBILE TROT - 1980m

18 March 2026 - 7:32PM

Weather: Cloudy



Field Times 0:28.99 0:14.25
 (Race Tempo) (0:14.73) (0:14.25)

Rank	TAB#	Horse	Overall Time	First 400m	Top Speed km/h (Section)	L400	L200						
	(BAR#)	Driver	Margin (DT-W)	Last 600m	Fastest Section (Time)	400 - 200	200 - Finish						
11	1	Noah Magnific	2:31.41	0:29.56	50.6 (1980 - 1800)	0:31.23 [2]	0:16.13 [5]						
	(1)	John R Dunn	14.1L (+2)	0:46.65	1800-1600 (0:15.06)	(0:15.10)	(0:16.17)						
12	2	Jaccka Baylis	2:32.46	0:30.09	50.0 (1980 - 1800)	0:31.28 [7]	0:15.84 [12]						
	(2)	W J House	20.0L (+8)	0:47.01	1400-1200 (0:15.21)	(0:15.44)	(0:15.88)						
13	8	Baffled	2:33.70	0:30.36	50.9 (1980 - 1800)	0:30.77 [13]	0:15.55 [13]						
	(8)	A J Cameron	26.9L (+3)	0:46.37	400-200 (0:15.22)	(0:15.22)	(0:15.57)						
14	6	Bangkok Betty	2:36.85	0:29.75	51.7 (1980 - 1800)	0:33.52 [14]	0:17.09 [14]						
	(6)	B N Orange	44.4L (+8)	0:49.04	800-600 (0:15.13)	(0:16.43)	(0:17.10)						

Scratched: Diedre Franco (#4), Aspirational Dream (#16)

[] Position in running at each section and finish TAB# Saddle cloth number

Fastest split

-:--:-- No data available at this section

BAR# Barrier/Gate Position

Fastest section

NA No data available

DNF Did not finish

DNT Did not track

DT-W Distance travelled compared to winner in metres

Horse/Jockey Name	Natives Inferno/K G Cameron
Finish Rank	1
Fastest Section Time (Section)	0:13.89 (200-0)
Top Speed [km/h] (Section)	54.1 (200-0)
Race State	Finished



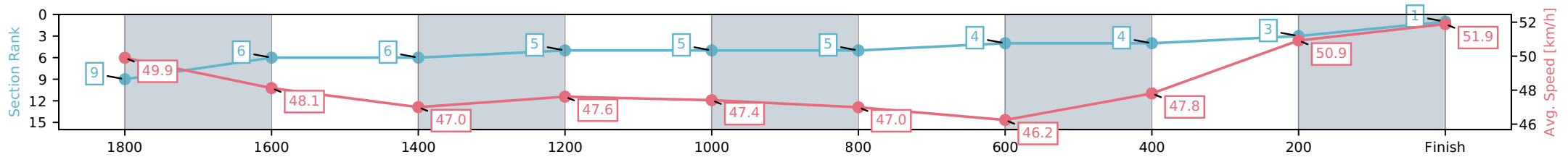
NZ Metropolitan Trotting Club Inc Harness
 Race 7: SYNCROFEN EXPRESS MOBILE TROT - 1980m



18 March 2026 - 7:32PM

Weather: Cloudy

Section	L1980	L1800	L1600	L1400	L1200	L1000	L800	L600	L400	L200
Section Times	2:28.86 (0:12.92)	2:15.94 [6] (0:15.05)	2:00.88 [6] (0:15.43)	1:45.46 [5] (0:15.12)	1:30.33 [5] (0:15.33)	1:15.00 [5] (0:15.69)	0:59.31 [4] (0:15.57)	0:43.74 [4] (0:15.37)	0:28.37 [3] (0:14.48)	0:13.89 [1] (0:13.89)
Average Speed [km/h]	49.9	48.1	47.0	47.6	47.4	47.0	46.2	47.8	50.9	51.9
Top Speed [km/h]	50.5	50.0	48.6	48.6	48.1	48.4	46.6	49.1	53.6	54.1
Avg. Dist. to Rail [m]	2.1	1.2	1.2	4.0	1.4	3.3	3.9	3.0	3.9	6.8



- [] Ranking at each section and finish
- :-:- No data available at this section
- NA No data available

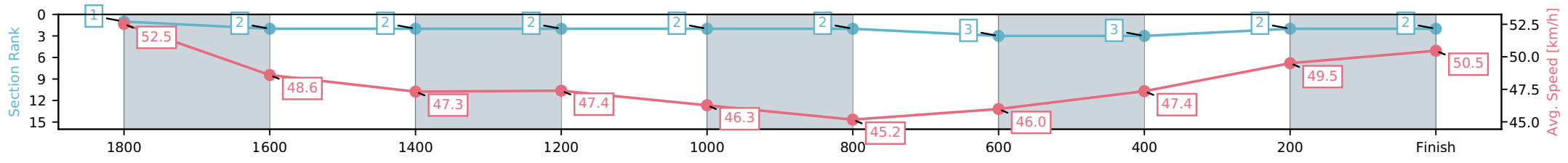
Horse/Jockey Name	Crown The Moment/B T Hope
Finish Rank	2
Fastest Section Time (Section)	0:14.28 (200-0)
Top Speed [km/h] (Section)	53.3 (1980 - 1800)
Race State	Finished



NZ Metropolitan Trotting Club Inc Harness
 Race 7: SYNCROFEN EXPRESS MOBILE TROT - 1980m
 18 March 2026 - 7:32PM
 Weather: Cloudy



Section	L1980	L1800	L1600	L1400	L1200	L1000	L800	L600	L400	L200
Section Times	2:29.13 (0:11.87)	2:17.26 [2] (0:14.93)	2:02.33 [2] (0:15.39)	1:46.94 [2] (0:15.19)	1:31.75 [2] (0:15.72)	1:16.02 [2] (0:16.09)	0:59.93 [3] (0:15.65)	0:44.28 [3] (0:15.34)	0:28.94 [2] (0:14.66)	0:14.28 [2] (0:14.28)
Average Speed [km/h]	52.5	48.6	47.3	47.4	46.3	45.2	46.0	47.4	49.5	50.5
Top Speed [km/h]	53.3	52.8	48.4	48.1	47.0	46.1	46.6	48.3	51.1	51.5
Avg. Dist. to Rail [m]	4.6	1.4	1.8	4.1	1.4	1.5	2.0	1.4	1.3	3.4



[] Ranking at each section and finish
 -:-:- No data available at this section
 NA No data available

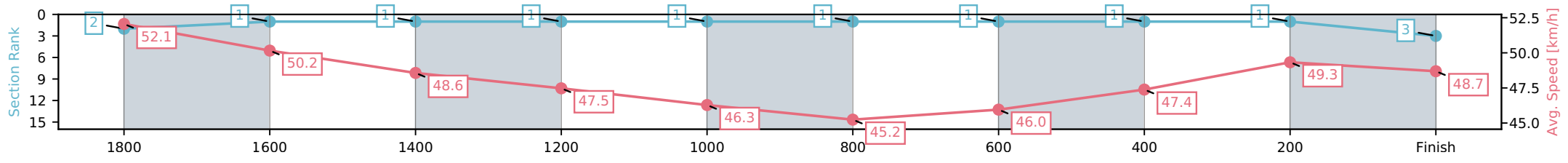
Horse/Jockey Name	The Merc/C J Dalgety
Finish Rank	3
Fastest Section Time (Section)	0:14.73 (400-200)
Top Speed [km/h] (Section)	52.6 (1980 - 1800)
Race State	Finished



NZ Metropolitan Trotting Club Inc Harness
 Race 7: SYNCROFEN EXPRESS MOBILE TROT - 1980m
 18 March 2026 - 7:32PM
 Weather: Cloudy



Section	L1980	L1800	L1600	L1400	L1200	L1000	L800	L600	L400	L200
Section Times	2:29.42 (0:11.97)	2:17.45 [1] (0:14.76)	2:02.68 [1] (0:15.13)	1:47.56 [1] (0:15.17)	1:32.39 [1] (0:15.75)	1:16.64 [1] (0:16.08)	1:00.56 [1] (0:15.67)	0:44.90 [1] (0:15.35)	0:29.55 [1] (0:14.73)	0:14.81 [3] (0:14.81)
Average Speed [km/h]	52.1	50.2	48.6	47.5	46.3	45.2	46.0	47.4	49.3	48.7
Top Speed [km/h]	52.6	51.9	49.6	47.8	46.9	46.0	46.5	48.6	49.6	49.9
Avg. Dist. to Rail [m]	13.2	5.3	2.7	4.2	1.6	1.7	2.1	1.6	1.8	5.6



[] Ranking at each section and finish
 -:-:- No data available at this section
 NA No data available

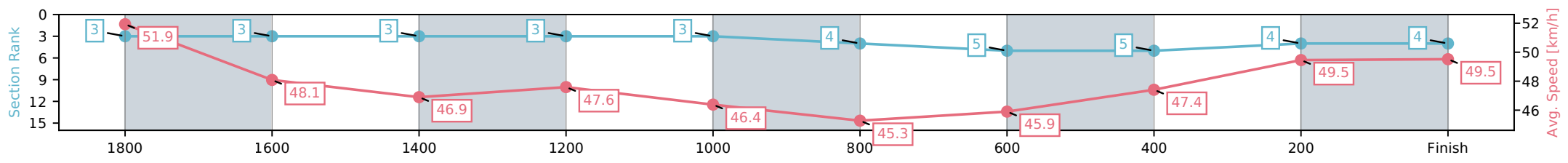
Horse/Jockey Name	Kingaroy/J R Ford
Finish Rank	4
Fastest Section Time (Section)	0:14.55 (200-0)
Top Speed [km/h] (Section)	52.8 (1980 - 1800)
Race State	Finished



NZ Metropolitan Trotting Club Inc Harness
 Race 7: SYNCROFEN EXPRESS MOBILE TROT - 1980m
 18 March 2026 - 7:32PM
 Weather: Cloudy



Section	L1980	L1800	L1600	L1400	L1200	L1000	L800	L600	L400	L200
Section Times	2:29.73 (0:12.01)	2:17.72 [3] (0:15.11)	2:02.61 [3] (0:15.50)	1:47.11 [3] (0:15.13)	1:31.98 [3] (0:15.70)	1:16.28 [4] (0:16.06)	1:00.22 [5] (0:15.69)	0:44.54 [5] (0:15.32)	0:29.22 [4] (0:14.66)	0:14.56 [4] (0:14.55)
Average Speed [km/h]	51.9	48.1	46.9	47.6	46.4	45.3	45.9	47.4	49.5	49.5
Top Speed [km/h]	52.8	51.0	48.5	48.6	47.4	47.0	46.5	48.5	51.1	51.9
Avg. Dist. to Rail [m]	6.5	1.9	1.5	4.0	1.5	1.6	2.1	1.4	1.4	4.2



[] Ranking at each section and finish
 -:-:- No data available at this section
 NA No data available

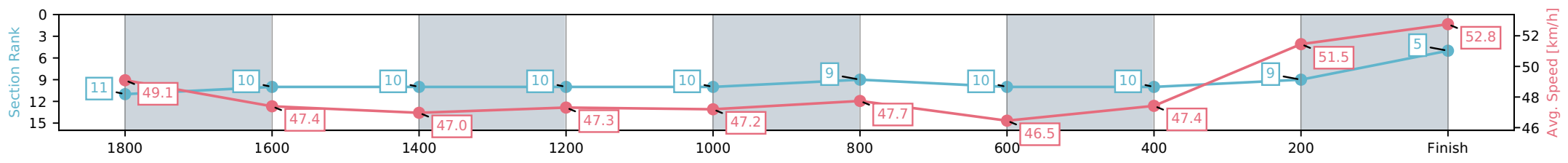
Horse/Jockey Name	Switch On/S J Ottley
Finish Rank	5
Fastest Section Time (Section)	0:13.67 (200-0)
Top Speed [km/h] (Section)	53.2 (200-0)
Race State	Finished



NZ Metropolitan Trotting Club Inc Harness
 Race 7: SYNCROFEN EXPRESS MOBILE TROT - 1980m
 18 March 2026 - 7:32PM
 Weather: Cloudy



Section	L1980	L1800	L1600	L1400	L1200	L1000	L800	L600	L400	L200
Section Times	2:29.93 (0:13.11)	2:16.82 [10] (0:15.48)	2:01.34 [10] (0:15.69)	1:45.65 [10] (0:15.22)	1:30.43 [10] (0:15.65)	1:14.78 [9] (0:15.46)	0:59.32 [10] (0:15.51)	0:43.82 [10] (0:15.58)	0:28.24 [9] (0:14.52)	0:13.72 [5] (0:13.67)
Average Speed [km/h]	49.1	47.4	47.0	47.3	47.2	47.7	46.5	47.4	51.5	52.8
Top Speed [km/h]	50.2	48.3	48.9	49.0	48.8	49.4	47.6	50.0	52.9	53.2
Avg. Dist. to Rail [m]	9.2	3.3	3.3	6.2	3.3	3.5	4.2	3.6	6.0	10.2



[] Ranking at each section and finish
 -:-:- No data available at this section
 NA No data available

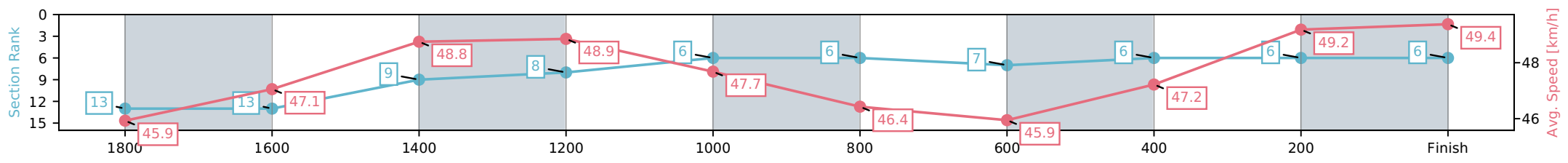
Horse/Jockey Name	Silverlinings/K A Butt
Finish Rank	6
Fastest Section Time (Section)	0:14.60 (200-0)
Top Speed [km/h] (Section)	50.8 (1400-1200)
Race State	Finished



NZ Metropolitan Trotting Club Inc Harness
 Race 7: SYNCROFEN EXPRESS MOBILE TROT - 1980m
 18 March 2026 - 7:32PM
 Weather: Cloudy



Section	L1980	L1800	L1600	L1400	L1200	L1000	L800	L600	L400	L200
Section Times	2:30.29 (0:13.95)	2:16.34 [13] (0:15.43)	2:00.91 [9] (0:14.88)	1:46.04 [8] (0:14.74)	1:31.30 [6] (0:15.24)	1:16.06 [6] (0:15.63)	1:00.43 [7] (0:15.67)	0:44.76 [6] (0:15.38)	0:29.38 [6] (0:14.77)	0:14.61 [6] (0:14.60)
Average Speed [km/h]	45.9	47.1	48.8	48.9	47.7	46.4	45.9	47.2	49.2	49.4
Top Speed [km/h]	50.3	48.8	50.8	50.8	48.8	49.3	46.9	48.5	50.4	50.5
Avg. Dist. to Rail [m]	3.4	1.6	1.2	3.4	1.2	1.2	1.9	1.4	1.4	3.2



[] Ranking at each section and finish
 -:-:- No data available at this section
 NA No data available

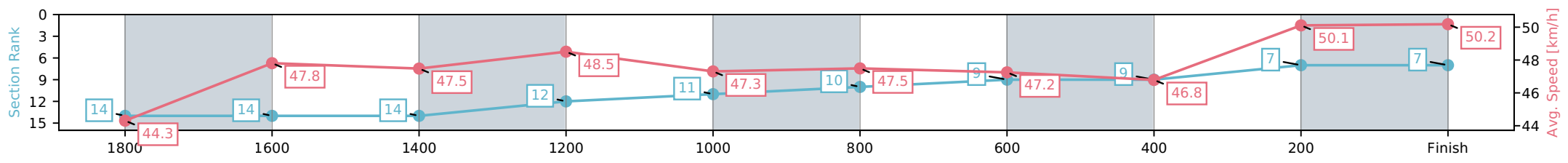
Horse/Jockey Name	Solemn Son/I R Cameron
Finish Rank	7
Fastest Section Time (Section)	0:14.38 (200-0)
Top Speed [km/h] (Section)	51.6 (400-200)
Race State	Finished



NZ Metropolitan Trotting Club Inc Harness
 Race 7: SYNCROFEN EXPRESS MOBILE TROT - 1980m
 18 March 2026 - 7:32PM
 Weather: Cloudy



Section	L1980	L1800	L1600	L1400	L1200	L1000	L800	L600	L400	L200
Section Times	2:30.30 (0:14.50)	2:15.80 [14] (0:15.37)	2:00.44 [14] (0:15.32)	1:45.12 [12] (0:14.84)	1:30.27 [11] (0:15.37)	1:14.90 [10] (0:15.27)	0:59.63 [9] (0:15.24)	0:44.39 [9] (0:15.52)	0:28.87 [7] (0:14.50)	0:14.37 [7] (0:14.38)
Average Speed [km/h]	44.3	47.8	47.5	48.5	47.3	47.5	47.2	46.8	50.1	50.2
Top Speed [km/h]	50.3	49.0	49.0	49.1	48.1	48.3	48.1	48.2	51.6	51.5
Avg. Dist. to Rail [m]	6.0	3.7	1.5	3.8	1.4	1.3	2.0	1.4	1.9	7.4



[] Ranking at each section and finish
 -:-:- No data available at this section
 NA No data available

Horse/Jockey Name	Peaknmonkey/R D Close
Finish Rank	8
Fastest Section Time (Section)	0:14.10 (200-0)
Top Speed [km/h] (Section)	52.7 (200-0)
Race State	Finished



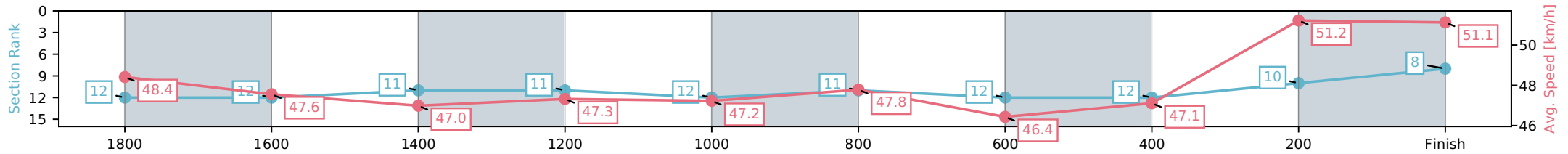
NZ Metropolitan Trotting Club Inc Harness
 Race 7: SYNCROFEN EXPRESS MOBILE TROT - 1980m



18 March 2026 - 7:32PM

Weather: Cloudy

Section	L1980	L1800	L1600	L1400	L1200	L1000	L800	L600	L400	L200
Section Times	2:30.45 (0:13.47)	2:16.98 [12] (0:15.47)	2:01.52 [11] (0:15.66)	1:45.86 [11] (0:15.22)	1:30.64 [12] (0:15.68)	1:14.96 [11] (0:15.44)	0:59.52 [12] (0:15.51)	0:44.01 [12] (0:15.64)	0:28.37 [10] (0:14.25)	0:14.12 [8] (0:14.10)
Average Speed [km/h]	48.4	47.6	47.0	47.3	47.2	47.8	46.4	47.1	51.2	51.1
Top Speed [km/h]	49.3	48.3	49.1	49.0	48.5	49.3	47.8	48.6	52.7	52.7
Avg. Dist. to Rail [m]	8.2	3.6	3.2	6.4	3.5	3.6	4.3	3.4	2.1	4.6



- [] Ranking at each section and finish
- :-:- No data available at this section
- NA No data available

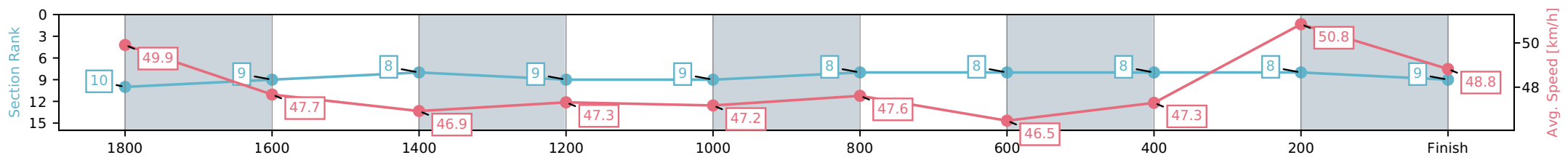
Horse/Jockey Name	Bluey/S J Thornley
Finish Rank	9
Fastest Section Time (Section)	0:14.63 (400-200)
Top Speed [km/h] (Section)	51.4 (400-200)
Race State	Finished



NZ Metropolitan Trotting Club Inc Harness
 Race 7: SYNCROFEN EXPRESS MOBILE TROT - 1980m
 18 March 2026 - 7:32PM
 Weather: Cloudy



Section	L1980	L1800	L1600	L1400	L1200	L1000	L800	L600	L400	L200
Section Times	2:30.81 (0:12.93)	2:17.88 [9] (0:15.38)	2:02.50 [8] (0:15.68)	1:46.82 [9] (0:15.22)	1:31.60 [9] (0:15.64)	1:15.95 [8] (0:15.47)	1:00.48 [8] (0:15.49)	0:44.99 [8] (0:15.58)	0:29.40 [8] (0:14.63)	0:14.78 [9] (0:14.77)
Average Speed [km/h]	49.9	47.7	46.9	47.3	47.2	47.6	46.5	47.3	50.8	48.8
Top Speed [km/h]	50.5	50.4	48.8	48.8	48.5	49.0	47.5	49.7	51.4	50.3
Avg. Dist. to Rail [m]	6.6	2.9	3.2	6.1	3.1	3.3	4.1	3.4	5.0	8.8



[] Ranking at each section and finish
 -:-:- No data available at this section
 NA No data available

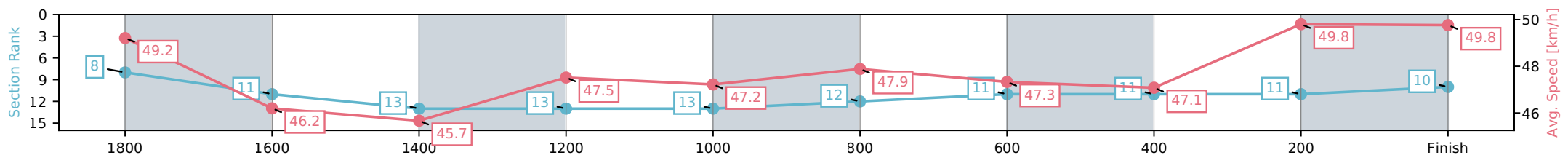
Horse/Jockey Name	Mode/O G Thornley
Finish Rank	10
Fastest Section Time (Section)	0:14.49 (200-0)
Top Speed [km/h] (Section)	50.8 (200-0)
Race State	Finished



NZ Metropolitan Trotting Club Inc Harness
 Race 7: SYNCROFEN EXPRESS MOBILE TROT - 1980m
 18 March 2026 - 7:32PM
 Weather: Cloudy



Section	L1980	L1800	L1600	L1400	L1200	L1000	L800	L600	L400	L200
Section Times	2:31.05 (0:12.70)	2:18.35 [11] (0:16.06)	2:02.29 [13] (0:16.24)	1:46.05 [13] (0:15.17)	1:30.88 [13] (0:15.67)	1:15.22 [12] (0:15.19)	1:00.02 [11] (0:15.22)	0:44.81 [11] (0:15.46)	0:29.34 [11] (0:14.83)	0:14.51 [10] (0:14.49)
Average Speed [km/h]	49.2	46.2	45.7	47.5	47.2	47.9	47.3	47.1	49.8	49.8
Top Speed [km/h]	50.2	48.4	48.9	49.0	48.6	49.0	48.4	49.7	50.8	50.8
Avg. Dist. to Rail [m]	9.1	4.6	4.0	6.0	3.4	2.0	2.0	1.7	4.2	8.6



[] Ranking at each section and finish
 -:-:- No data available at this section
 NA No data available

Horse/Jockey Name	Noah Magnific/John R Dunn
Finish Rank	11
Fastest Section Time (Section)	0:15.06 (1800-1600)
Top Speed [km/h] (Section)	50.6 (1980 - 1800)
Race State	Finished



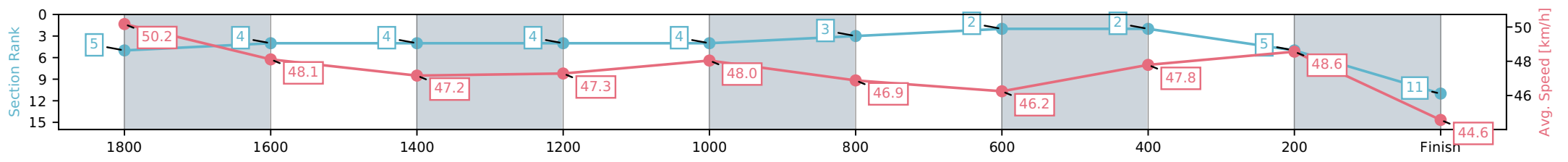
NZ Metropolitan Trotting Club Inc Harness
 Race 7: SYNCROFEN EXPRESS MOBILE TROT - 1980m



18 March 2026 - 7:32PM

Weather: Cloudy

Section	L1980	L1800	L1600	L1400	L1200	L1000	L800	L600	L400	L200
Section Times	2:31.41 (0:12.48)	2:18.93 [4] (0:15.06)	2:03.86 [4] (0:15.41)	1:48.45 [4] (0:15.24)	1:33.22 [4] (0:15.34)	1:17.88 [3] (0:15.70)	1:02.18 [2] (0:15.57)	0:46.62 [2] (0:15.38)	0:31.23 [5] (0:15.10)	0:16.13 [11] (0:16.17)
Average Speed [km/h]	50.2	48.1	47.2	47.3	48.0	46.9	46.2	47.8	48.6	44.6
Top Speed [km/h]	50.6	50.4	48.8	48.9	49.1	48.8	46.5	48.9	49.2	47.8
Avg. Dist. to Rail [m]	1.5	1.2	1.6	4.8	2.9	3.2	3.8	3.0	3.0	6.3



- [] Ranking at each section and finish
- :-:- No data available at this section
- NA No data available

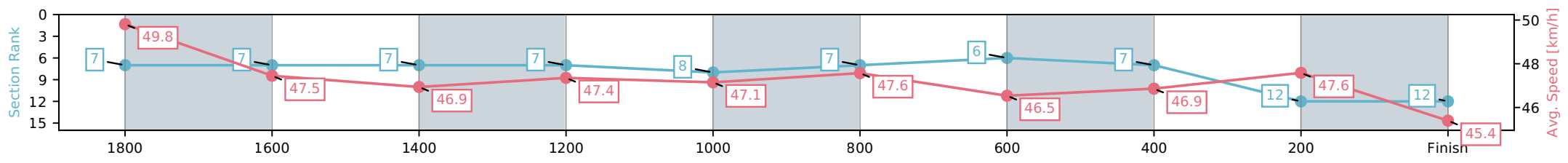
Horse/Jockey Name	Jaccka Baylis/W J House
Finish Rank	12
Fastest Section Time (Section)	0:15.21 (1400-1200)
Top Speed [km/h] (Section)	50.0 (1980 - 1800)
Race State	Finished



NZ Metropolitan Trotting Club Inc Harness
 Race 7: SYNCROFEN EXPRESS MOBILE TROT - 1980m
 18 March 2026 - 7:32PM
 Weather: Cloudy



Section	L1980	L1800	L1600	L1400	L1200	L1000	L800	L600	L400	L200
Section Times	2:32.46 (0:12.52)	2:19.94 [7] (0:15.47)	2:04.47 [7] (0:15.69)	1:48.78 [7] (0:15.21)	1:33.57 [8] (0:15.66)	1:17.91 [7] (0:15.47)	1:02.44 [6] (0:15.47)	0:46.97 [7] (0:15.69)	0:31.28 [12] (0:15.44)	0:15.84 [12] (0:15.88)
Average Speed [km/h]	49.8	47.5	46.9	47.4	47.1	47.6	46.5	46.9	47.6	45.4
Top Speed [km/h]	50.0	49.5	48.7	48.7	48.4	49.2	47.3	47.6	47.9	47.7
Avg. Dist. to Rail [m]	3.9	2.9	3.3	6.0	3.1	3.2	4.0	3.0	3.3	5.6



[] Ranking at each section and finish
 -:-:- No data available at this section
 NA No data available

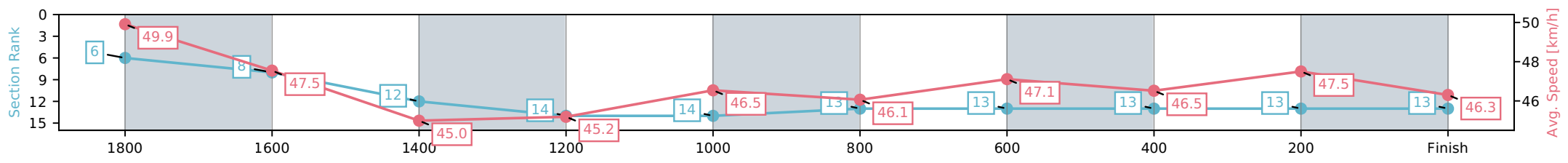
Horse/Jockey Name	Baffled/A J Cameron
Finish Rank	13
Fastest Section Time (Section)	0:15.22 (400-200)
Top Speed [km/h] (Section)	50.9 (1980 - 1800)
Race State	Finished



NZ Metropolitan Trotting Club Inc Harness
 Race 7: SYNCROFEN EXPRESS MOBILE TROT - 1980m
 18 March 2026 - 7:32PM
 Weather: Cloudy



Section	L1980	L1800	L1600	L1400	L1200	L1000	L800	L600	L400	L200
Section Times	2:33.70 (0:12.51)	2:21.19 [8] (0:15.64)	2:05.55 [12] (0:16.54)	1:49.01 [14] (0:15.94)	1:33.08 [14] (0:15.69)	1:17.39 [13] (0:15.75)	1:01.64 [13] (0:15.29)	0:46.35 [13] (0:15.58)	0:30.77 [13] (0:15.22)	0:15.55 [13] (0:15.57)
Average Speed [km/h]	49.9	47.5	45.0	45.2	46.5	46.1	47.1	46.5	47.5	46.3
Top Speed [km/h]	50.9	48.5	46.1	46.9	47.2	47.7	47.7	46.8	48.0	48.0
Avg. Dist. to Rail [m]	11.4	5.3	4.5	7.4	1.9	1.2	2.4	1.3	1.0	4.1



[] Ranking at each section and finish
 -:-:- No data available at this section
 NA No data available

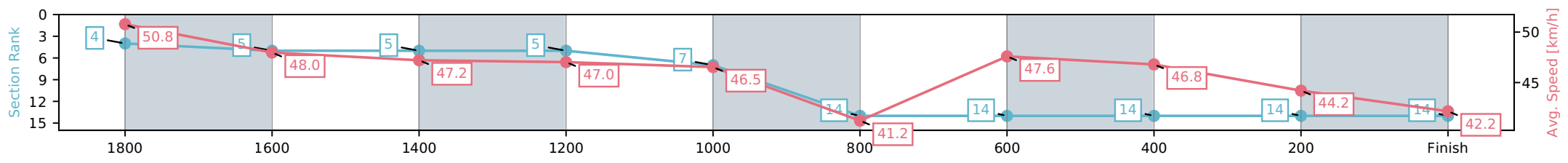
Horse/Jockey Name	Bangkok Betty/B N Orange
Finish Rank	14
Fastest Section Time (Section)	0:15.13 (800-600)
Top Speed [km/h] (Section)	51.7 (1980 - 1800)
Race State	Finished



NZ Metropolitan Trotting Club Inc Harness
 Race 7: SYNCROFEN EXPRESS MOBILE TROT - 1980m
 18 March 2026 - 7:32PM
 Weather: Cloudy



Section	L1980	L1800	L1600	L1400	L1200	L1000	L800	L600	L400	L200
Section Times	2:36.85 (0:12.28)	2:24.57 [5] (0:15.32)	2:09.25 [5] (0:15.61)	1:53.63 [5] (0:15.31)	1:38.32 [7] (0:15.91)	1:22.42 [14] (0:18.26)	1:04.16 [14] (0:15.13)	0:49.03 [14] (0:15.51)	0:33.52 [14] (0:16.43)	0:17.09 [14] (0:17.10)
Average Speed [km/h]	50.8	48.0	47.2	47.0	46.5	41.2	47.6	46.8	44.2	42.2
Top Speed [km/h]	51.7	49.3	48.6	48.3	48.2	47.4	47.9	47.2	47.7	43.5
Avg. Dist. to Rail [m]	8.5	3.5	3.3	5.9	3.6	6.1	3.7	1.7	2.1	8.2



[] Ranking at each section and finish
 -:-:- No data available at this section
 NA No data available