



# NZ Metropolitan Trotting Club Inc Harness

Race 8: SYNCROFLEX SUPERIOR EQUINE & CANINE SUPPLEMENTS PACE - 2000m

18 March 2026 - 8:07PM



Weather: Cloudy

|              |           |           |           |           |           |           |           |           |
|--------------|-----------|-----------|-----------|-----------|-----------|-----------|-----------|-----------|
| Field Times  | 2:31.07   | 2:14.36   | 2:00.21   | 1:44.83   | 1:29.57   | 1:13.62   | 0:58.29   | 0:43.94   |
| (Race Tempo) | (0:16.71) | (0:14.15) | (0:15.37) | (0:15.26) | (0:15.95) | (0:15.33) | (0:14.35) | (0:14.99) |

| Rank | TAB#   | Horse            | Overall Time  | First 400m | Top Speed km/h (Section) | L2000        | L1800        | L1600        | L1400        | L1200        | L1000        | L800         | L600         |
|------|--------|------------------|---------------|------------|--------------------------|--------------|--------------|--------------|--------------|--------------|--------------|--------------|--------------|
|      | (BAR#) | Driver           | Margin (DT-W) | Last 600m  | Fastest Section (Time)   | Start - 1800 | 1800 - 1600  | 1600 - 1400  | 1400 - 1200  | 1200 - 1000  | 1000 - 800   | 800 - 600    | 600 - 400    |
| 1    | 10     | Goorambat Art    | 2:31.07       | 0:32.00    | 52.8 (1800-1600)         | 2:31.07      | 2:13.24 [4]  | 1:59.07 [4]  | 1:44.02 [4]  | 1:29.06 [3]  | 1:13.31 [2]  | 0:58.23 [2]  | 0:43.94 [1]  |
|      | (10)   | O G Thornley     |               | 0:43.93    | 1800-1600 (0:14.18)      | (0:17.82)    | (0:14.18)    | (0:15.05)    | (0:14.95)    | (0:15.75)    | (0:15.08)    | (0:14.29)    | (0:14.99)    |
| 2    | 4      | Country Gold     | 2:31.15       | 0:32.00    | 52.3 (1800-1600)         | 2:31.15      | 2:13.25 [5]  | 1:59.15 [5]  | 1:43.79 [5]  | 1:28.79 [5]  | 1:13.05 [5]  | 0:57.94 [4]  | 0:43.65 [4]  |
|      | (4)    | R E Harrison     | 0.5L (-3)     | 0:43.66    | 1800-1600 (0:14.10)      | (0:17.90)    | (0:14.10)    | (0:15.36)    | (0:15.00)    | (0:15.74)    | (0:15.12)    | (0:14.28)    | (0:14.96)    |
| 3    | 6      | Blackjack        | 2:31.27       | 0:31.24    | 53.3 (2000 - 1800)       | 2:31.27      | 2:14.05 [3]  | 2:00.03 [2]  | 1:44.78 [2]  | 1:29.49 [2]  | 1:13.50 [3]  | 0:58.17 [3]  | 0:43.77 [3]  |
|      | (6)    | S J Tomlinson    | 1.1L (-14)    | 0:43.78    | 1800-1600 (0:14.02)      | (0:17.22)    | (0:14.02)    | (0:15.26)    | (0:15.29)    | (0:15.99)    | (0:15.33)    | (0:14.40)    | (0:14.96)    |
| 4    | 3      | Hi Hopes         | 2:31.33       | 0:33.55    | 53.2 (200-0)             | 2:31.33      | 2:12.54 [7]  | 1:57.79 [7]  | 1:43.17 [7]  | 1:28.27 [7]  | 1:12.57 [8]  | 0:57.36 [7]  | 0:43.03 [7]  |
|      | (3)    | John R Dunn      | 1.4L (+3)     | 0:43.04    | 200-0 (0:13.94)          | (0:18.79)    | (0:14.76)    | (0:14.62)    | (0:14.90)    | (0:15.70)    | (0:15.21)    | (0:14.33)    | (0:14.83)    |
| 5    | 2      | Jake             | 2:31.37       | 0:33.12    | 52.3 (400-200)           | 2:31.37      | 2:12.92 [6]  | 1:58.25 [6]  | 1:43.64 [6]  | 1:28.64 [6]  | 1:12.95 [6]  | 0:57.72 [6]  | 0:43.39 [6]  |
|      | (2)    | R E Cameron      | 1.7L (+1)     | 0:43.40    | 200-0 (0:14.14)          | (0:18.45)    | (0:14.67)    | (0:14.61)    | (0:15.00)    | (0:15.69)    | (0:15.23)    | (0:14.33)    | (0:14.83)    |
| 6    | 8      | Archer           | 2:31.39       | 0:31.41    | 52.9 (2000 - 1800)       | 2:31.39      | 2:14.66 [2]  | 1:59.98 [3]  | 1:44.54 [3]  | 1:29.30 [4]  | 1:13.32 [4]  | 0:57.96 [5]  | 0:43.62 [5]  |
|      | (8)    | T P Borcoskie    | 1.8L (-10)    | 0:43.63    | 200-0 (0:14.11)          | (0:16.73)    | (0:14.68)    | (0:15.44)    | (0:15.24)    | (0:15.98)    | (0:15.36)    | (0:14.34)    | (0:14.98)    |
| 7    | 5      | Nasana           | 2:31.46       | 0:30.86    | 53.9 (2000 - 1800)       | 2:31.46      | 2:14.75 [1]  | 2:00.60 [1]  | 1:45.22 [1]  | 1:29.96 [1]  | 1:14.02 [1]  | 0:58.68 [1]  | 0:44.25 [2]  |
|      | (5)    | J C Morrison     | 2.2L (-14)    | 0:44.26    | 1800-1600 (0:14.15)      | (0:16.71)    | (0:14.15)    | (0:15.37)    | (0:15.26)    | (0:15.95)    | (0:15.33)    | (0:14.43)    | (0:14.95)    |
| 8    | 13     | Interrorgator    | 2:31.84       | 0:33.91    | 52.8 (200-0)             | 2:31.84      | 2:13.00 [8]  | 1:57.94 [8]  | 1:43.36 [8]  | 1:28.44 [9]  | 1:12.74 [10] | 0:57.57 [9]  | 0:43.21 [9]  |
|      | (13)   | B N Orange       | 4.3L (+8)     | 0:43.22    | 200-0 (0:14.05)          | (0:18.84)    | (0:15.07)    | (0:14.58)    | (0:14.92)    | (0:15.69)    | (0:15.18)    | (0:14.36)    | (0:14.81)    |
| 9    | 1      | Changeforthebeta | 2:32.16       | 0:34.72    | 52.8 (200-0)             | 2:32.16      | 2:12.47 [11] | 1:57.44 [12] | 1:43.06 [12] | 1:28.12 [12] | 1:12.41 [13] | 0:57.11 [13] | 0:42.78 [13] |
|      | (1)    | S J Ottley       | 6.1L (+0)     | 0:42.74    | 200-0 (0:13.88)          | (0:19.69)    | (0:15.03)    | (0:14.38)    | (0:14.95)    | (0:15.71)    | (0:15.30)    | (0:14.33)    | (0:14.37)    |
| 10   | 7      | Hez A Loch       | 2:32.26       | 0:34.38    | 53.5 (400-200)           | 2:32.26      | 2:13.08 [10] | 1:57.88 [11] | 1:43.38 [11] | 1:28.44 [11] | 1:12.85 [12] | 0:57.63 [11] | 0:43.27 [11] |
|      | (7)    | K G Cameron      | 6.6L (+11)    | 0:43.31    | 400-200 (0:14.23)        | (0:19.18)    | (0:15.20)    | (0:14.50)    | (0:14.94)    | (0:15.60)    | (0:15.22)    | (0:14.36)    | (0:14.78)    |

[ ] Position in running at each section and finish  
 TAB# Saddle cloth number  
 -:-:- No data available at this section  
 BAR# Barrier/Gate Position  
 NA No data available  
 DNF Did not finish  
 DNT Did not track  
 DT-W Distance travelled compared to winner in metres

Fastest split  
 Fastest section



# NZ Metropolitan Trotting Club Inc Harness

Race 8: SYNCROFLEX SUPERIOR EQUINE & CANINE SUPPLEMENTS PACE - 2000m

18 March 2026 - 8:07PM

Weather: Cloudy



|              |           |           |           |           |           |           |           |           |
|--------------|-----------|-----------|-----------|-----------|-----------|-----------|-----------|-----------|
| Field Times  | 2:31.07   | 2:14.36   | 2:00.21   | 1:44.83   | 1:29.57   | 1:13.62   | 0:58.29   | 0:43.94   |
| (Race Tempo) | (0:16.71) | (0:14.15) | (0:15.37) | (0:15.26) | (0:15.95) | (0:15.33) | (0:14.35) | (0:14.99) |

| Rank | TAB#   | Horse          | Overall Time  | First 400m | Top Speed km/h (Section) | L2000        | L1800        | L1600        | L1400        | L1200        | L1000        | L800         | L600         |
|------|--------|----------------|---------------|------------|--------------------------|--------------|--------------|--------------|--------------|--------------|--------------|--------------|--------------|
|      | (BAR#) | Driver         | Margin (DT-W) | Last 600m  | Fastest Section (Time)   | Start - 1800 | 1800 - 1600  | 1600 - 1400  | 1400 - 1200  | 1200 - 1000  | 1000 - 800   | 800 - 600    | 600 - 400    |
| 11   | 12     | Santanna Mach  | 2:32.38       | 0:34.06    | 50.5 (200-0)             | 2:32.38      | 2:13.25 [9]  | 1:58.32 [9]  | 1:43.89 [9]  | 1:29.05 [8]  | 1:13.67 [7]  | 0:58.39 [8]  | 0:43.77 [8]  |
|      | (12)   | W J House      | 7.3L (-12)    | 0:43.79    | 1600-1400 (0:14.42)      | (0:19.13)    | (0:14.93)    | (0:14.42)    | (0:14.84)    | (0:15.38)    | (0:15.28)    | (0:14.63)    | (0:14.76)    |
| 12   | 11     | General Rebeck | 2:32.97       | 0:34.30    | 52.1 (1800-1600)         | 2:32.97      | 2:12.83 [13] | 1:58.67 [10] | 1:44.20 [10] | 1:29.31 [10] | 1:13.93 [9]  | 0:58.69 [10] | 0:44.05 [10] |
|      | (11)   | R D Close      | 10.6L (-14)   | 0:44.07    | 1800-1600 (0:14.16)      | (0:20.14)    | (0:14.16)    | (0:14.47)    | (0:14.89)    | (0:15.38)    | (0:15.24)    | (0:14.64)    | (0:14.69)    |
| 13   | 9      | Louie Vista    | 2:33.74       | 0:35.33    | 51.5 (1600-1400)         | 2:33.74      | 2:13.74 [12] | 1:58.41 [13] | 1:44.05 [13] | 1:29.68 [13] | 1:14.33 [11] | 0:59.06 [12] | 0:44.48 [12] |
|      | (9)    | D M Williams   | 14.9L (-3)    | 0:44.52    | 1600-1400 (0:14.36)      | (0:20.00)    | (0:15.33)    | (0:14.36)    | (0:14.37)    | (0:15.34)    | (0:15.27)    | (0:14.58)    | (0:15.10)    |

[ ] Position in running at each section and finish TAB# Saddle cloth number

Fastest split

-:--:-- No data available at this section

BAR# Barrier/Gate Position

Fastest section

NA No data available

DNF Did not finish

DNT Did not track

DT-W Distance travelled compared to winner in metres



# NZ Metropolitan Trotting Club Inc Harness

Race 8: SYNCROFLEX SUPERIOR EQUINE & CANINE SUPPLEMENTS PACE - 2000m

18 March 2026 - 8:07PM



Weather: Cloudy

Field Times                      0:28.95      0:14.37  
(Race Tempo)                      (0:14.57)      (0:14.37)

| Rank | TAB#   | Horse            | Overall Time  | First 400m | Top Speed km/h (Section) | L400         | L200         |  |  |  |  |  |  |
|------|--------|------------------|---------------|------------|--------------------------|--------------|--------------|--|--|--|--|--|--|
|      | (BAR#) | Driver           | Margin (DT-W) | Last 600m  | Fastest Section (Time)   | 400 - 200    | 200 - Finish |  |  |  |  |  |  |
| 1    | 10     | Goorambat Art    | 2:31.07       | 0:32.00    | 52.8 (1800-1600)         | 0:28.94 [1]  | 0:14.37 [1]  |  |  |  |  |  |  |
|      | (10)   | O G Thornley     |               | 0:43.93    | 1800-1600 (0:14.18)      | (0:14.57)    | (0:14.37)    |  |  |  |  |  |  |
| 2    | 4      | Country Gold     | 2:31.15       | 0:32.00    | 52.3 (1800-1600)         | 0:28.70 [3]  | 0:14.14 [3]  |  |  |  |  |  |  |
|      | (4)    | R E Harrison     | 0.5L (-3)     | 0:43.66    | 1800-1600 (0:14.10)      | (0:14.56)    | (0:14.14)    |  |  |  |  |  |  |
| 3    | 6      | Blackjack        | 2:31.27       | 0:31.24    | 53.3 (2000 - 1800)       | 0:28.81 [4]  | 0:14.22 [4]  |  |  |  |  |  |  |
|      | (6)    | S J Tomlinson    | 1.1L (-14)    | 0:43.78    | 1800-1600 (0:14.02)      | (0:14.59)    | (0:14.23)    |  |  |  |  |  |  |
| 4    | 3      | Hi Hopes         | 2:31.33       | 0:33.55    | 53.2 (200-0)             | 0:28.20 [7]  | 0:13.93 [7]  |  |  |  |  |  |  |
|      | (3)    | John R Dunn      | 1.4L (+3)     | 0:43.04    | 200-0 (0:13.94)          | (0:14.27)    | (0:13.94)    |  |  |  |  |  |  |
| 5    | 2      | Jake             | 2:31.37       | 0:33.12    | 52.3 (400-200)           | 0:28.56 [6]  | 0:14.13 [5]  |  |  |  |  |  |  |
|      | (2)    | R E Cameron      | 1.7L (+1)     | 0:43.40    | 200-0 (0:14.14)          | (0:14.43)    | (0:14.14)    |  |  |  |  |  |  |
| 6    | 8      | Archer           | 2:31.39       | 0:31.41    | 52.9 (2000 - 1800)       | 0:28.64 [5]  | 0:14.10 [6]  |  |  |  |  |  |  |
|      | (8)    | T P Borcoskie    | 1.8L (-10)    | 0:43.63    | 200-0 (0:14.11)          | (0:14.54)    | (0:14.11)    |  |  |  |  |  |  |
| 7    | 5      | Nasana           | 2:31.46       | 0:30.86    | 53.9 (2000 - 1800)       | 0:29.30 [2]  | 0:14.67 [2]  |  |  |  |  |  |  |
|      | (5)    | J C Morrison     | 2.2L (-14)    | 0:44.26    | 1800-1600 (0:14.15)      | (0:14.63)    | (0:14.68)    |  |  |  |  |  |  |
| 8    | 13     | Interrorgator    | 2:31.84       | 0:33.91    | 52.8 (200-0)             | 0:28.39 [9]  | 0:14.03 [8]  |  |  |  |  |  |  |
|      | (13)   | B N Orange       | 4.3L (+8)     | 0:43.22    | 200-0 (0:14.05)          | (0:14.36)    | (0:14.05)    |  |  |  |  |  |  |
| 9    | 1      | Changeforthebeta | 2:32.16       | 0:34.72    | 52.8 (200-0)             | 0:28.41 [11] | 0:13.92 [12] |  |  |  |  |  |  |
|      | (1)    | S J Ottley       | 6.1L (+0)     | 0:42.74    | 200-0 (0:13.88)          | (0:14.49)    | (0:13.88)    |  |  |  |  |  |  |
| 10   | 7      | Hez A Loch       | 2:32.26       | 0:34.38    | 53.5 (400-200)           | 0:28.49 [12] | 0:14.26 [10] |  |  |  |  |  |  |
|      | (7)    | K G Cameron      | 6.6L (+11)    | 0:43.31    | 400-200 (0:14.23)        | (0:14.23)    | (0:14.30)    |  |  |  |  |  |  |

[ ] Position in running at each section and finish    TAB# Saddle cloth number

Fastest split

-:-:- No data available at this section

BAR# Barrier/Gate Position

Fastest section

NA No data available

DNF Did not finish

DNT Did not track

DT-W Distance travelled compared to winner in metres



NZ Metropolitan Trotting Club Inc Harness  
 Race 8: SYNCROFLEX SUPERIOR EQUINE & CANINE SUPPLEMENTS PACE - 2000m  
 18 March 2026 - 8:07PM



Weather: Cloudy

Field Times                      0:28.95    0:14.37  
 (Race Tempo)                    (0:14.57)   (0:14.37)

| Rank | TAB#   | Horse          | Overall Time  | First 400m | Top Speed km/h (Section) | L400         | L200         |  |  |  |  |  |  |
|------|--------|----------------|---------------|------------|--------------------------|--------------|--------------|--|--|--|--|--|--|
|      | (BAR#) | Driver         | Margin (DT-W) | Last 600m  | Fastest Section (Time)   | 400 - 200    | 200 - Finish |  |  |  |  |  |  |
| 11   | 12     | Santanna Mach  | 2:32.38       | 0:34.06    | 50.5 (200-0)             | 0:29.00 [8]  | 0:14.45 [9]  |  |  |  |  |  |  |
|      | (12)   | W J House      | 7.3L (-12)    | 0:43.79    | 1600-1400 (0:14.42)      | (0:14.56)    | (0:14.47)    |  |  |  |  |  |  |
| 12   | 11     | General Rebeck | 2:32.97       | 0:34.30    | 52.1 (1800-1600)         | 0:29.36 [10] | 0:14.91 [11] |  |  |  |  |  |  |
|      | (11)   | R D Close      | 10.6L (-14)   | 0:44.07    | 1800-1600 (0:14.16)      | (0:14.45)    | (0:14.93)    |  |  |  |  |  |  |
| 13   | 9      | Louie Vista    | 2:33.74       | 0:35.33    | 51.5 (1600-1400)         | 0:29.38 [13] | 0:14.76 [13] |  |  |  |  |  |  |
|      | (9)    | D M Williams   | 14.9L (-3)    | 0:44.52    | 1600-1400 (0:14.36)      | (0:14.62)    | (0:14.80)    |  |  |  |  |  |  |

[ ] Position in running at each section and finish    TAB# Saddle cloth number

Fastest split

-:--:-- No data available at this section

BAR# Barrier/Gate Position

Fastest section

NA No data available

DNF Did not finish

DNT Did not track

DT-W Distance travelled compared to winner in metres

|                                |                            |
|--------------------------------|----------------------------|
| Horse/Jockey Name              | Goorambat Art/O G Thornley |
| Finish Rank                    | 1                          |
| Fastest Section Time (Section) | 0:14.18 (1800-1600)        |
| Top Speed [km/h] (Section)     | 52.8 (1800-1600)           |
| Race State                     | Finished                   |



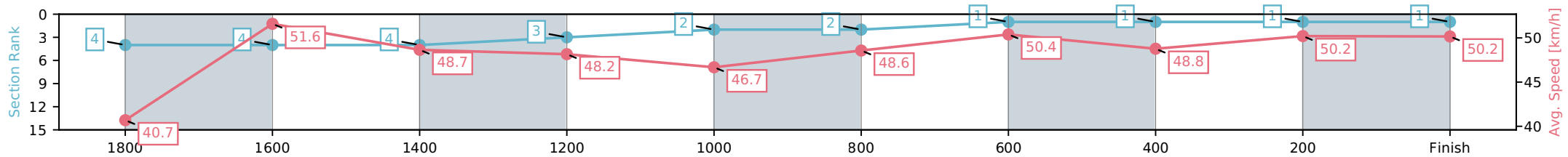
NZ Metropolitan Trotting Club Inc Harness  
 Race 8: SYNCROFLEX SUPERIOR EQUINE & CANINE  
 SUPPLEMENTS PACE - 2000m



18 March 2026 - 8:07PM

Weather: Cloudy

| Section                | L2000                | L1800                    | L1600                    | L1400                    | L1200                    | L1000                    | L800                     | L600                     | L400                     | L200                     |
|------------------------|----------------------|--------------------------|--------------------------|--------------------------|--------------------------|--------------------------|--------------------------|--------------------------|--------------------------|--------------------------|
| Section Times          | 2:31.07<br>(0:17.82) | 2:13.24 [4]<br>(0:14.18) | 1:59.07 [4]<br>(0:15.05) | 1:44.02 [3]<br>(0:14.95) | 1:29.06 [2]<br>(0:15.75) | 1:13.31 [2]<br>(0:15.08) | 0:58.23 [1]<br>(0:14.29) | 0:43.94 [1]<br>(0:14.99) | 0:28.94 [1]<br>(0:14.57) | 0:14.37 [1]<br>(0:14.37) |
| Average Speed [km/h]   | 40.7                 | 51.6                     | 48.7                     | 48.2                     | 46.7                     | 48.6                     | 50.4                     | 48.8                     | 50.2                     | 50.2                     |
| Top Speed [km/h]       | 52.2                 | 52.8                     | 50.3                     | 48.8                     | 47.5                     | 49.3                     | 51.6                     | 49.7                     | 50.6                     | 50.6                     |
| Avg. Dist. to Rail [m] | 12.6                 | 2.6                      | 2.4                      | 4.5                      | 2.5                      | 2.5                      | 3.1                      | 2.5                      | 2.7                      | 5.5                      |



- [ ] Ranking at each section and finish
- :-:- No data available at this section
- NA No data available

|                                |                           |
|--------------------------------|---------------------------|
| Horse/Jockey Name              | Country Gold/R E Harrison |
| Finish Rank                    | 2                         |
| Fastest Section Time (Section) | 0:14.10 (1800-1600)       |
| Top Speed [km/h] (Section)     | 52.3 (1800-1600)          |
| Race State                     | Finished                  |



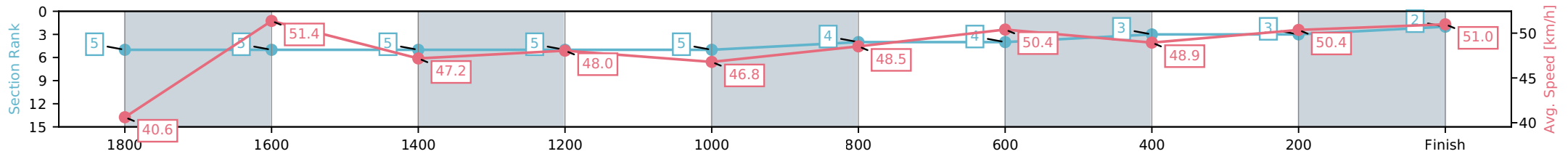
NZ Metropolitan Trotting Club Inc Harness  
 Race 8: SYNCROFLEX SUPERIOR EQUINE & CANINE  
 SUPPLEMENTS PACE - 2000m



18 March 2026 - 8:07PM

Weather: Cloudy

| Section                | L2000                | L1800                    | L1600                    | L1400                    | L1200                    | L1000                    | L800                     | L600                     | L400                     | L200                     |
|------------------------|----------------------|--------------------------|--------------------------|--------------------------|--------------------------|--------------------------|--------------------------|--------------------------|--------------------------|--------------------------|
| Section Times          | 2:31.15<br>(0:17.90) | 2:13.25 [5]<br>(0:14.10) | 1:59.15 [5]<br>(0:15.36) | 1:43.79 [5]<br>(0:15.00) | 1:28.79 [5]<br>(0:15.74) | 1:13.05 [4]<br>(0:15.12) | 0:57.94 [4]<br>(0:14.28) | 0:43.65 [3]<br>(0:14.96) | 0:28.70 [3]<br>(0:14.56) | 0:14.14 [2]<br>(0:14.14) |
| Average Speed [km/h]   | 40.6                 | 51.4                     | 47.2                     | 48.0                     | 46.8                     | 48.5                     | 50.4                     | 48.9                     | 50.4                     | 51.0                     |
| Top Speed [km/h]       | 51.9                 | 52.3                     | 50.3                     | 48.5                     | 48.0                     | 49.4                     | 51.1                     | 49.7                     | 51.7                     | 51.7                     |
| Avg. Dist. to Rail [m] | 6.4                  | 1.1                      | 1.3                      | 4.7                      | 2.8                      | 2.7                      | 2.7                      | 2.5                      | 3.2                      | 7.2                      |



- [ ] Ranking at each section and finish
- :-:- No data available at this section
- NA No data available

|                                |                         |
|--------------------------------|-------------------------|
| Horse/Jockey Name              | Blackjack/S J Tomlinson |
| Finish Rank                    | 3                       |
| Fastest Section Time (Section) | 0:14.02 (1800-1600)     |
| Top Speed [km/h] (Section)     | 53.3 (2000 - 1800)      |
| Race State                     | Finished                |



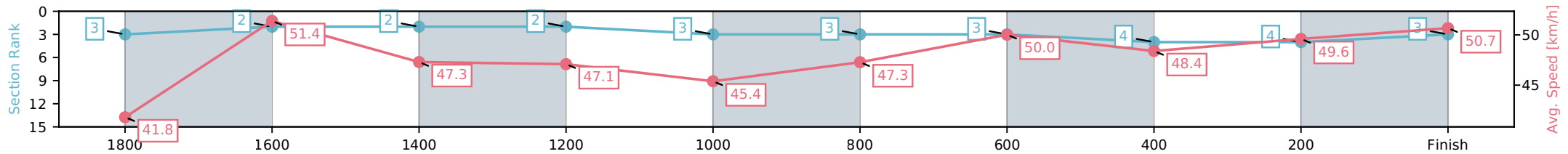
NZ Metropolitan Trotting Club Inc Harness  
 Race 8: SYNCROFLEX SUPERIOR EQUINE & CANINE  
 SUPPLEMENTS PACE - 2000m



18 March 2026 - 8:07PM

Weather: Cloudy

| Section                | L2000                | L1800                    | L1600                    | L1400                    | L1200                    | L1000                    | L800                     | L600                     | L400                     | L200                     |
|------------------------|----------------------|--------------------------|--------------------------|--------------------------|--------------------------|--------------------------|--------------------------|--------------------------|--------------------------|--------------------------|
| Section Times          | 2:31.27<br>(0:17.22) | 2:14.05 [2]<br>(0:14.02) | 2:00.03 [2]<br>(0:15.26) | 1:44.78 [2]<br>(0:15.29) | 1:29.49 [3]<br>(0:15.99) | 1:13.50 [3]<br>(0:15.33) | 0:58.17 [3]<br>(0:14.40) | 0:43.77 [4]<br>(0:14.96) | 0:28.81 [4]<br>(0:14.59) | 0:14.22 [3]<br>(0:14.23) |
| Average Speed [km/h]   | 41.8                 | 51.4                     | 47.3                     | 47.1                     | 45.4                     | 47.3                     | 50.0                     | 48.4                     | 49.6                     | 50.7                     |
| Top Speed [km/h]       | 53.3                 | 53.3                     | 48.8                     | 47.5                     | 46.5                     | 48.3                     | 51.2                     | 49.0                     | 51.3                     | 51.7                     |
| Avg. Dist. to Rail [m] | 7.7                  | 0.3                      | 0.6                      | 2.3                      | 0.9                      | 1.0                      | 1.1                      | 1.1                      | 0.9                      | 1.3                      |



- [ ] Ranking at each section and finish
- :-:- No data available at this section
- NA No data available

|                                |                      |
|--------------------------------|----------------------|
| Horse/Jockey Name              | Hi Hopes/John R Dunn |
| Finish Rank                    | 4                    |
| Fastest Section Time (Section) | 0:13.94 (200-0)      |
| Top Speed [km/h] (Section)     | 53.2 (200-0)         |
| Race State                     | Finished             |



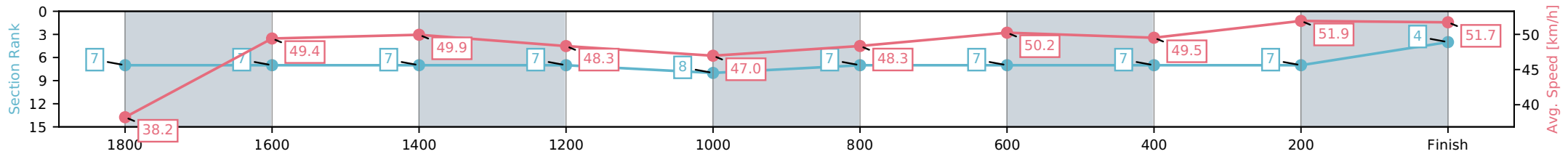
NZ Metropolitan Trotting Club Inc Harness  
 Race 8: SYNCROFLEX SUPERIOR EQUINE & CANINE  
 SUPPLEMENTS PACE - 2000m



18 March 2026 - 8:07PM

Weather: Cloudy

| Section                | L2000                | L1800                    | L1600                    | L1400                    | L1200                    | L1000                    | L800                     | L600                     | L400                     | L200                     |
|------------------------|----------------------|--------------------------|--------------------------|--------------------------|--------------------------|--------------------------|--------------------------|--------------------------|--------------------------|--------------------------|
| Section Times          | 2:31.33<br>(0:18.79) | 2:12.54 [7]<br>(0:14.76) | 1:57.79 [7]<br>(0:14.62) | 1:43.17 [7]<br>(0:14.90) | 1:28.27 [8]<br>(0:15.70) | 1:12.57 [7]<br>(0:15.21) | 0:57.36 [7]<br>(0:14.33) | 0:43.03 [7]<br>(0:14.83) | 0:28.20 [7]<br>(0:14.27) | 0:13.93 [4]<br>(0:13.94) |
| Average Speed [km/h]   | 38.2                 | 49.4                     | 49.9                     | 48.3                     | 47.0                     | 48.3                     | 50.2                     | 49.5                     | 51.9                     | 51.7                     |
| Top Speed [km/h]       | 50.6                 | 49.9                     | 50.6                     | 50.0                     | 47.9                     | 49.0                     | 50.9                     | 50.2                     | 53.0                     | 53.2                     |
| Avg. Dist. to Rail [m] | 6.4                  | 2.6                      | 2.2                      | 5.2                      | 3.0                      | 3.0                      | 3.2                      | 2.9                      | 5.0                      | 11.2                     |



- [ ] Ranking at each section and finish
- :-:- No data available at this section
- NA No data available

|                                |                  |
|--------------------------------|------------------|
| Horse/Jockey Name              | Jake/R E Cameron |
| Finish Rank                    | 5                |
| Fastest Section Time (Section) | 0:14.14 (200-0)  |
| Top Speed [km/h] (Section)     | 52.3 (400-200)   |
| Race State                     | Finished         |



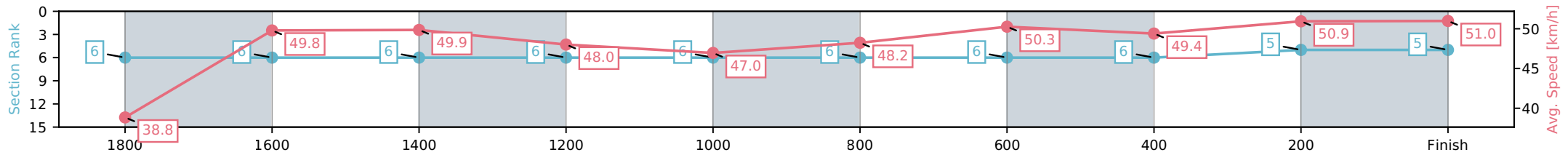
NZ Metropolitan Trotting Club Inc Harness  
 Race 8: SYNCROFLEX SUPERIOR EQUINE & CANINE  
 SUPPLEMENTS PACE - 2000m



18 March 2026 - 8:07PM

Weather: Cloudy

| Section                | L2000                | L1800                    | L1600                    | L1400                    | L1200                    | L1000                    | L800                     | L600                     | L400                     | L200                     |
|------------------------|----------------------|--------------------------|--------------------------|--------------------------|--------------------------|--------------------------|--------------------------|--------------------------|--------------------------|--------------------------|
| Section Times          | 2:31.37<br>(0:18.45) | 2:12.92 [6]<br>(0:14.67) | 1:58.25 [6]<br>(0:14.61) | 1:43.64 [6]<br>(0:15.00) | 1:28.64 [6]<br>(0:15.69) | 1:12.95 [6]<br>(0:15.23) | 0:57.72 [6]<br>(0:14.33) | 0:43.39 [6]<br>(0:14.83) | 0:28.56 [5]<br>(0:14.43) | 0:14.13 [5]<br>(0:14.14) |
| Average Speed [km/h]   | 38.8                 | 49.8                     | 49.9                     | 48.0                     | 47.0                     | 48.2                     | 50.3                     | 49.4                     | 50.9                     | 51.0                     |
| Top Speed [km/h]       | 49.4                 | 50.1                     | 50.8                     | 49.0                     | 48.0                     | 49.2                     | 51.1                     | 50.2                     | 52.3                     | 52.1                     |
| Avg. Dist. to Rail [m] | 4.6                  | 2.8                      | 1.9                      | 5.0                      | 2.9                      | 2.8                      | 2.9                      | 2.6                      | 3.8                      | 9.3                      |



- [ ] Ranking at each section and finish
- :-:- No data available at this section
- NA No data available

|                                |                      |
|--------------------------------|----------------------|
| Horse/Jockey Name              | Archer/T P Borcoskie |
| Finish Rank                    | 6                    |
| Fastest Section Time (Section) | 0:14.11 (200-0)      |
| Top Speed [km/h] (Section)     | 52.9 (2000 - 1800)   |
| Race State                     | Finished             |



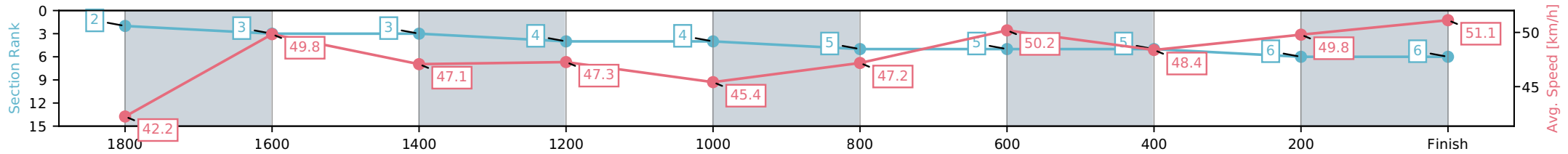
NZ Metropolitan Trotting Club Inc Harness  
 Race 8: SYNCROFLEX SUPERIOR EQUINE & CANINE  
 SUPPLEMENTS PACE - 2000m



18 March 2026 - 8:07PM

Weather: Cloudy

| Section                | L2000                | L1800                    | L1600                    | L1400                    | L1200                    | L1000                    | L800                     | L600                     | L400                     | L200                     |
|------------------------|----------------------|--------------------------|--------------------------|--------------------------|--------------------------|--------------------------|--------------------------|--------------------------|--------------------------|--------------------------|
| Section Times          | 2:31.39<br>(0:16.73) | 2:14.66 [3]<br>(0:14.68) | 1:59.98 [3]<br>(0:15.44) | 1:44.54 [4]<br>(0:15.24) | 1:29.30 [4]<br>(0:15.98) | 1:13.32 [5]<br>(0:15.36) | 0:57.96 [5]<br>(0:14.34) | 0:43.62 [5]<br>(0:14.98) | 0:28.64 [6]<br>(0:14.54) | 0:14.10 [6]<br>(0:14.11) |
| Average Speed [km/h]   | 42.2                 | 49.8                     | 47.1                     | 47.3                     | 45.4                     | 47.2                     | 50.2                     | 48.4                     | 49.8                     | 51.1                     |
| Top Speed [km/h]       | 52.9                 | 52.9                     | 47.8                     | 47.7                     | 46.5                     | 48.8                     | 51.1                     | 49.1                     | 51.5                     | 52.1                     |
| Avg. Dist. to Rail [m] | 9.6                  | 2.5                      | 1.3                      | 2.6                      | 1.1                      | 1.0                      | 1.2                      | 1.0                      | 1.3                      | 5.2                      |



- [ ] Ranking at each section and finish
- :-:- No data available at this section
- NA No data available

|                                |                     |
|--------------------------------|---------------------|
| Horse/Jockey Name              | Nasana/J C Morrison |
| Finish Rank                    | 7                   |
| Fastest Section Time (Section) | 0:14.15 (1800-1600) |
| Top Speed [km/h] (Section)     | 53.9 (2000 - 1800)  |
| Race State                     | Finished            |



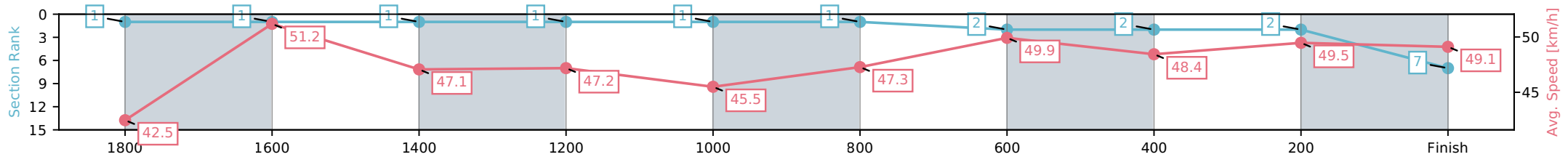
NZ Metropolitan Trotting Club Inc Harness  
 Race 8: SYNCROFLEX SUPERIOR EQUINE & CANINE  
 SUPPLEMENTS PACE - 2000m



18 March 2026 - 8:07PM

Weather: Cloudy

| Section                | L2000                | L1800                    | L1600                    | L1400                    | L1200                    | L1000                    | L800                     | L600                     | L400                     | L200                     |
|------------------------|----------------------|--------------------------|--------------------------|--------------------------|--------------------------|--------------------------|--------------------------|--------------------------|--------------------------|--------------------------|
| Section Times          | 2:31.46<br>(0:16.71) | 2:14.75 [1]<br>(0:14.15) | 2:00.60 [1]<br>(0:15.37) | 1:45.22 [1]<br>(0:15.26) | 1:29.96 [1]<br>(0:15.95) | 1:14.02 [1]<br>(0:15.33) | 0:58.68 [2]<br>(0:14.43) | 0:44.25 [2]<br>(0:14.95) | 0:29.30 [2]<br>(0:14.63) | 0:14.67 [7]<br>(0:14.68) |
| Average Speed [km/h]   | 42.5                 | 51.2                     | 47.1                     | 47.2                     | 45.5                     | 47.3                     | 49.9                     | 48.4                     | 49.5                     | 49.1                     |
| Top Speed [km/h]       | 53.9                 | 53.6                     | 48.3                     | 47.6                     | 46.7                     | 48.2                     | 50.9                     | 49.0                     | 49.9                     | 49.7                     |
| Avg. Dist. to Rail [m] | 6.8                  | 1.0                      | 0.9                      | 2.6                      | 1.0                      | 1.1                      | 1.2                      | 1.1                      | 1.1                      | 3.6                      |



- [ ] Ranking at each section and finish
- :-:- No data available at this section
- NA No data available

|                                |                          |
|--------------------------------|--------------------------|
| Horse/Jockey Name              | Interrorgator/B N Orange |
| Finish Rank                    | 8                        |
| Fastest Section Time (Section) | 0:14.05 (200-0)          |
| Top Speed [km/h] (Section)     | 52.8 (200-0)             |
| Race State                     | Finished                 |



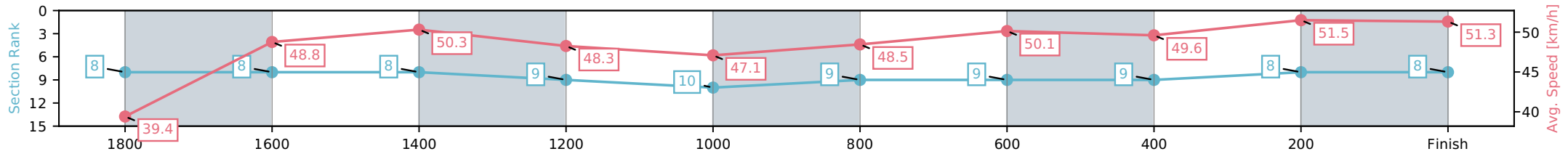
NZ Metropolitan Trotting Club Inc Harness  
 Race 8: SYNCROFLEX SUPERIOR EQUINE & CANINE  
 SUPPLEMENTS PACE - 2000m



18 March 2026 - 8:07PM

Weather: Cloudy

| Section                | L2000                | L1800                    | L1600                    | L1400                    | L1200                     | L1000                    | L800                     | L600                     | L400                     | L200                     |
|------------------------|----------------------|--------------------------|--------------------------|--------------------------|---------------------------|--------------------------|--------------------------|--------------------------|--------------------------|--------------------------|
| Section Times          | 2:31.84<br>(0:18.84) | 2:13.00 [8]<br>(0:15.07) | 1:57.94 [8]<br>(0:14.58) | 1:43.36 [9]<br>(0:14.92) | 1:28.44 [10]<br>(0:15.69) | 1:12.74 [9]<br>(0:15.18) | 0:57.57 [9]<br>(0:14.36) | 0:43.21 [9]<br>(0:14.81) | 0:28.39 [8]<br>(0:14.36) | 0:14.03 [8]<br>(0:14.05) |
| Average Speed [km/h]   | 39.4                 | 48.8                     | 50.3                     | 48.3                     | 47.1                      | 48.5                     | 50.1                     | 49.6                     | 51.5                     | 51.3                     |
| Top Speed [km/h]       | 49.8                 | 51.4                     | 51.9                     | 49.6                     | 48.2                      | 49.0                     | 51.2                     | 50.4                     | 52.6                     | 52.8                     |
| Avg. Dist. to Rail [m] | 8.0                  | 3.9                      | 2.7                      | 5.6                      | 3.2                       | 3.1                      | 3.5                      | 3.0                      | 4.8                      | 11.7                     |



- [ ] Ranking at each section and finish
- :-:- No data available at this section
- NA No data available

|                                |                             |
|--------------------------------|-----------------------------|
| Horse/Jockey Name              | Changeforthebeta/S J Ottley |
| Finish Rank                    | 9                           |
| Fastest Section Time (Section) | 0:13.88 (200-0)             |
| Top Speed [km/h] (Section)     | 52.8 (200-0)                |
| Race State                     | Finished                    |



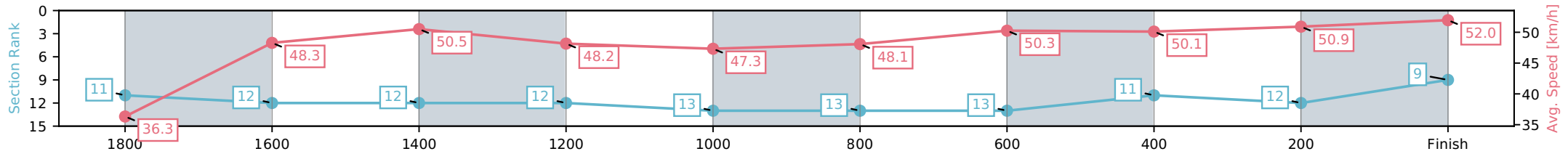
NZ Metropolitan Trotting Club Inc Harness  
 Race 8: SYNCROFLEX SUPERIOR EQUINE & CANINE  
 SUPPLEMENTS PACE - 2000m



18 March 2026 - 8:07PM

Weather: Cloudy

| Section                | L2000                | L1800                     | L1600                     | L1400                     | L1200                     | L1000                     | L800                      | L600                      | L400                      | L200                     |
|------------------------|----------------------|---------------------------|---------------------------|---------------------------|---------------------------|---------------------------|---------------------------|---------------------------|---------------------------|--------------------------|
| Section Times          | 2:32.16<br>(0:19.69) | 2:12.47 [12]<br>(0:15.03) | 1:57.44 [12]<br>(0:14.38) | 1:43.06 [12]<br>(0:14.95) | 1:28.12 [13]<br>(0:15.71) | 1:12.41 [13]<br>(0:15.30) | 0:57.11 [13]<br>(0:14.33) | 0:42.78 [11]<br>(0:14.37) | 0:28.41 [12]<br>(0:14.49) | 0:13.92 [9]<br>(0:13.88) |
| Average Speed [km/h]   | 36.3                 | 48.3                      | 50.5                      | 48.2                      | 47.3                      | 48.1                      | 50.3                      | 50.1                      | 50.9                      | 52.0                     |
| Top Speed [km/h]       | 49.7                 | 50.2                      | 51.2                      | 48.8                      | 48.2                      | 49.7                      | 51.3                      | 51.4                      | 52.4                      | 52.8                     |
| Avg. Dist. to Rail [m] | 3.7                  | 2.0                       | 1.6                       | 5.2                       | 3.8                       | 3.1                       | 1.4                       | 0.6                       | 3.4                       | 2.0                      |



- [ ] Ranking at each section and finish
- :-:- No data available at this section
- NA No data available

|                                |                        |
|--------------------------------|------------------------|
| Horse/Jockey Name              | Hez A Loch/K G Cameron |
| Finish Rank                    | 10                     |
| Fastest Section Time (Section) | 0:14.23 (400-200)      |
| Top Speed [km/h] (Section)     | 53.5 (400-200)         |
| Race State                     | Finished               |



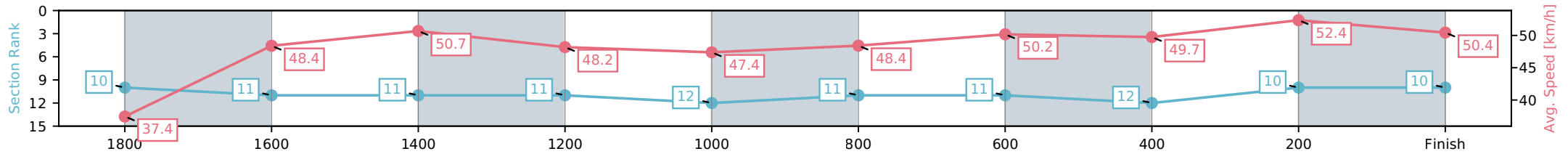
NZ Metropolitan Trotting Club Inc Harness  
 Race 8: SYNCROFLEX SUPERIOR EQUINE & CANINE  
 SUPPLEMENTS PACE - 2000m



18 March 2026 - 8:07PM

Weather: Cloudy

| Section                | L2000                | L1800                     | L1600                     | L1400                     | L1200                     | L1000                     | L800                      | L600                      | L400                      | L200                      |
|------------------------|----------------------|---------------------------|---------------------------|---------------------------|---------------------------|---------------------------|---------------------------|---------------------------|---------------------------|---------------------------|
| Section Times          | 2:32.26<br>(0:19.18) | 2:13.08 [11]<br>(0:15.20) | 1:57.88 [11]<br>(0:14.50) | 1:43.38 [11]<br>(0:14.94) | 1:28.44 [12]<br>(0:15.60) | 1:12.85 [11]<br>(0:15.22) | 0:57.63 [11]<br>(0:14.36) | 0:43.27 [12]<br>(0:14.78) | 0:28.49 [10]<br>(0:14.23) | 0:14.26 [10]<br>(0:14.30) |
| Average Speed [km/h]   | 37.4                 | 48.4                      | 50.7                      | 48.2                      | 47.4                      | 48.4                      | 50.2                      | 49.7                      | 52.4                      | 50.4                      |
| Top Speed [km/h]       | 47.7                 | 51.1                      | 51.6                      | 48.9                      | 48.5                      | 49.6                      | 50.9                      | 50.5                      | 53.5                      | 53.5                      |
| Avg. Dist. to Rail [m] | 11.4                 | 3.9                       | 2.9                       | 5.8                       | 3.3                       | 3.2                       | 3.6                       | 3.2                       | 5.9                       | 13.3                      |



- [ ] Ranking at each section and finish
- :-:- No data available at this section
- NA No data available

|                                |                         |
|--------------------------------|-------------------------|
| Horse/Jockey Name              | Santanna Mach/W J House |
| Finish Rank                    | 11                      |
| Fastest Section Time (Section) | 0:14.42 (1600-1400)     |
| Top Speed [km/h] (Section)     | 50.5 (200-0)            |
| Race State                     | Finished                |



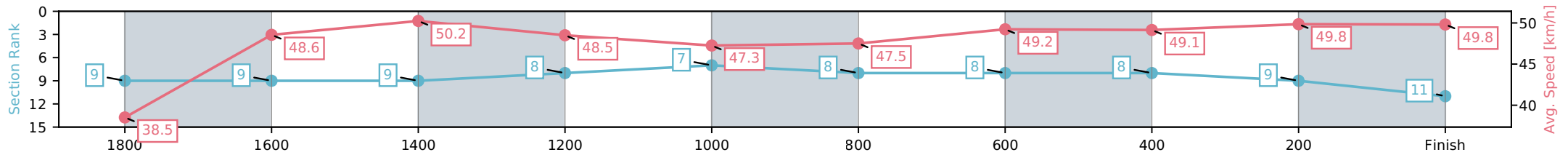
NZ Metropolitan Trotting Club Inc Harness  
 Race 8: SYNCROFLEX SUPERIOR EQUINE & CANINE  
 SUPPLEMENTS PACE - 2000m



18 March 2026 - 8:07PM

Weather: Cloudy

| Section                | L2000                | L1800                    | L1600                    | L1400                    | L1200                    | L1000                    | L800                     | L600                     | L400                     | L200                      |
|------------------------|----------------------|--------------------------|--------------------------|--------------------------|--------------------------|--------------------------|--------------------------|--------------------------|--------------------------|---------------------------|
| Section Times          | 2:32.38<br>(0:19.13) | 2:13.25 [9]<br>(0:14.93) | 1:58.32 [9]<br>(0:14.42) | 1:43.89 [8]<br>(0:14.84) | 1:29.05 [7]<br>(0:15.38) | 1:13.67 [8]<br>(0:15.28) | 0:58.39 [8]<br>(0:14.63) | 0:43.77 [8]<br>(0:14.76) | 0:29.00 [9]<br>(0:14.56) | 0:14.45 [11]<br>(0:14.47) |
| Average Speed [km/h]   | 38.5                 | 48.6                     | 50.2                     | 48.5                     | 47.3                     | 47.5                     | 49.2                     | 49.1                     | 49.8                     | 49.8                      |
| Top Speed [km/h]       | 48.4                 | 49.4                     | 50.4                     | 50.0                     | 48.1                     | 48.2                     | 49.8                     | 49.7                     | 50.3                     | 50.5                      |
| Avg. Dist. to Rail [m] | 4.4                  | 1.4                      | 1.1                      | 3.5                      | 1.3                      | 1.3                      | 1.6                      | 1.3                      | 1.4                      | 4.7                       |



- [ ] Ranking at each section and finish
- :-:- No data available at this section
- NA No data available

|                                |                          |
|--------------------------------|--------------------------|
| Horse/Jockey Name              | General Rebeck/R D Close |
| Finish Rank                    | 12                       |
| Fastest Section Time (Section) | 0:14.16 (1800-1600)      |
| Top Speed [km/h] (Section)     | 52.1 (1800-1600)         |
| Race State                     | Finished                 |



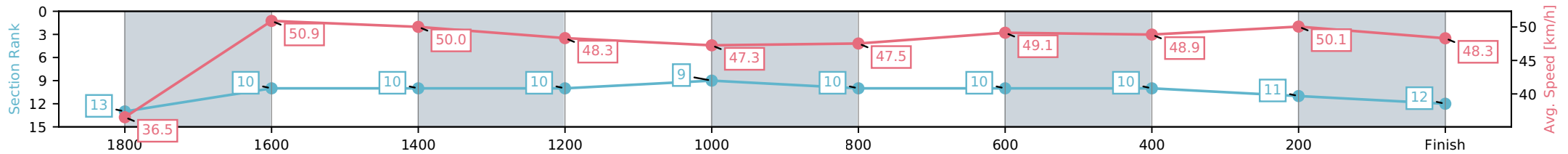
NZ Metropolitan Trotting Club Inc Harness  
 Race 8: SYNCROFLEX SUPERIOR EQUINE & CANINE  
 SUPPLEMENTS PACE - 2000m



18 March 2026 - 8:07PM

Weather: Cloudy

| Section                | L2000                | L1800                     | L1600                     | L1400                     | L1200                    | L1000                     | L800                      | L600                      | L400                      | L200                      |
|------------------------|----------------------|---------------------------|---------------------------|---------------------------|--------------------------|---------------------------|---------------------------|---------------------------|---------------------------|---------------------------|
| Section Times          | 2:32.97<br>(0:20.14) | 2:12.83 [10]<br>(0:14.16) | 1:58.67 [10]<br>(0:14.47) | 1:44.20 [10]<br>(0:14.89) | 1:29.31 [9]<br>(0:15.38) | 1:13.93 [10]<br>(0:15.24) | 0:58.69 [10]<br>(0:14.64) | 0:44.05 [10]<br>(0:14.69) | 0:29.36 [11]<br>(0:14.45) | 0:14.91 [12]<br>(0:14.93) |
| Average Speed [km/h]   | 36.5                 | 50.9                      | 50.0                      | 48.3                      | 47.3                     | 47.5                      | 49.1                      | 48.9                      | 50.1                      | 48.3                      |
| Top Speed [km/h]       | 51.1                 | 52.1                      | 50.6                      | 50.2                      | 48.0                     | 48.5                      | 49.8                      | 49.4                      | 51.4                      | 50.8                      |
| Avg. Dist. to Rail [m] | 2.1                  | 0.6                       | 0.8                       | 3.0                       | 1.2                      | 1.1                       | 0.6                       | 0.4                       | 1.4                       | 4.0                       |



- [ ] Ranking at each section and finish
- :-:- No data available at this section
- NA No data available

|                                |                          |
|--------------------------------|--------------------------|
| Horse/Jockey Name              | Louie Vista/D M Williams |
| Finish Rank                    | 13                       |
| Fastest Section Time (Section) | 0:14.36 (1600-1400)      |
| Top Speed [km/h] (Section)     | 51.5 (1600-1400)         |
| Race State                     | Finished                 |



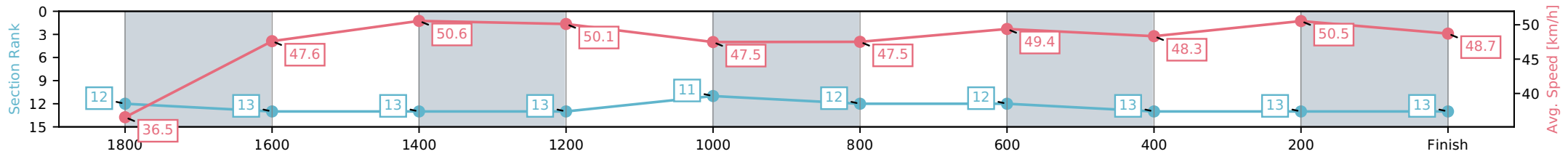
NZ Metropolitan Trotting Club Inc Harness  
 Race 8: SYNCROFLEX SUPERIOR EQUINE & CANINE  
 SUPPLEMENTS PACE - 2000m



18 March 2026 - 8:07PM

Weather: Cloudy

| Section                | L2000                | L1800                     | L1600                     | L1400                     | L1200                     | L1000                     | L800                      | L600                      | L400                      | L200                      |
|------------------------|----------------------|---------------------------|---------------------------|---------------------------|---------------------------|---------------------------|---------------------------|---------------------------|---------------------------|---------------------------|
| Section Times          | 2:33.74<br>(0:20.00) | 2:13.74 [13]<br>(0:15.33) | 1:58.41 [13]<br>(0:14.36) | 1:44.05 [13]<br>(0:14.37) | 1:29.68 [11]<br>(0:15.34) | 1:14.33 [12]<br>(0:15.27) | 0:59.06 [12]<br>(0:14.58) | 0:44.48 [13]<br>(0:15.10) | 0:29.38 [13]<br>(0:14.62) | 0:14.76 [13]<br>(0:14.80) |
| Average Speed [km/h]   | 36.5                 | 47.6                      | 50.6                      | 50.1                      | 47.5                      | 47.5                      | 49.4                      | 48.3                      | 50.5                      | 48.7                      |
| Top Speed [km/h]       | 51.4                 | 51.4                      | 51.5                      | 51.5                      | 48.8                      | 49.4                      | 50.1                      | 49.1                      | 51.4                      | 51.0                      |
| Avg. Dist. to Rail [m] | 11.2                 | 2.8                       | 1.4                       | 3.9                       | 1.5                       | 1.3                       | 1.6                       | 1.9                       | 3.3                       | 3.7                       |



- [ ] Ranking at each section and finish
- :-:- No data available at this section
- NA No data available