



NZ Metropolitan Trotting Club Inc Harness

Race 1: RICOH MOBILE PACE - 1980m

20 March 2026 - 5:20PM



Weather: Cloudy

Field Times	2:22.85	2:12.03	1:58.46	1:43.26	1:28.97	1:14.13	0:58.93	0:44.13
(Race Tempo)	(0:10.81)	(0:13.57)	(0:15.20)	(0:14.29)	(0:14.84)	(0:15.21)	(0:14.79)	(0:14.68)

Rank	TAB#	Horse	Overall Time	First 400m	Top Speed km/h (Section)	L1980	L1800	L1600	L1400	L1200	L1000	L800	L600
	(BAR#)	Driver	Margin (DT-W)	Last 600m	Fastest Section (Time)	Start - 1800	1800 - 1600	1600 - 1400	1400 - 1200	1200 - 1000	1000 - 800	800 - 600	600 - 400
1	3	Secret Wish	2:22.85	0:26.48	58.0 (1980 - 1800)	2:22.85	2:12.04 [1]	1:58.46 [1]	1:43.14 [2]	1:28.68 [3]	1:13.83 [3]	0:58.62 [2]	0:43.85 [4]
	(3)	O G Thornley		0:43.86	1800-1600 (0:13.58)	(0:10.82)	(0:13.58)	(0:15.32)	(0:14.45)	(0:14.86)	(0:15.21)	(0:14.77)	(0:14.68)
2	11	Elektra King	2:23.52	0:27.54	54.7 (1980 - 1800)	2:23.52	2:11.66 [9]	1:57.58 [9]	1:42.13 [10]	1:28.01 [10]	1:13.28 [10]	0:58.24 [10]	0:44.57 [3]
	(11)	N M Burton	3.8L (+22)	0:44.55	800-600 (0:13.67)	(0:11.86)	(0:14.08)	(0:15.45)	(0:14.12)	(0:14.73)	(0:15.05)	0:13.67	0:14.49
3	10	Flying Bird	2:23.56	0:26.99	55.4 (1980 - 1800)	2:23.56	2:11.88 [7]	1:58.12 [7]	1:43.15 [6]	1:28.71 [7]	1:13.82 [7]	0:58.68 [7]	0:43.93 [10]
	(10)	John R Dunn	4.1L (+0)	0:43.92	1800-1600 (0:13.76)	(0:11.68)	(0:13.76)	(0:14.97)	(0:14.44)	(0:14.89)	(0:15.15)	(0:14.75)	(0:14.66)
4	5	Sunsoutgunsout	2:23.71	0:27.22	56.1 (1980 - 1800)	2:23.71	2:12.51 [3]	1:58.43 [6]	1:44.12 [1]	1:29.83 [1]	1:14.99 [1]	0:59.79 [1]	0:44.99 [1]
	(5)	B N Orange	4.9L (+12)	0:45.01	1800-1600 (0:14.08)	(0:11.20)	(0:14.08)	0:14.31	(0:14.29)	(0:14.84)	(0:15.21)	(0:14.79)	(0:14.68)
5	1	Clonakilty	2:23.93	0:26.66	56.0 (1980 - 1800)	2:23.93	2:12.59 [5]	1:59.13 [3]	1:43.97 [4]	1:29.48 [5]	1:14.58 [5]	0:59.31 [5]	0:44.53 [7]
	(1)	S E O'Reilly	6.2L (-3)	0:44.51	1800-1600 (0:13.45)	(0:11.34)	0:13.45	(0:15.17)	(0:14.48)	(0:14.90)	(0:15.27)	(0:14.78)	(0:14.60)
6	9	Captain Kobe	2:24.14	0:28.98	54.4 (1980 - 1800)	2:24.14	2:12.14 [12]	1:57.11 [13]	1:41.94 [13]	1:27.30 [13]	1:12.77 [13]	0:58.20 [12]	0:44.11 [13]
	(9)	W J House	7.4L (+17)	0:44.12	800-600 (0:14.09)	(0:12.00)	(0:15.03)	(0:15.17)	(0:14.64)	0:14.53	0:14.57	(0:14.09)	(0:14.59)
7	12	Matai Harry	2:24.17	0:28.06	54.3 (1980 - 1800)	2:24.17	2:12.28 [10]	1:57.74 [10]	1:42.45 [11]	1:28.33 [11]	1:13.68 [11]	0:58.52 [11]	0:44.58 [9]
	(12)	R D Close	7.5L (+28)	0:44.58	800-600 (0:13.94)	(0:11.89)	(0:14.54)	(0:15.29)	(0:14.13)	(0:14.65)	(0:15.16)	(0:13.94)	(0:14.86)
8	2	Fusion Reactor	2:24.39	0:26.92	54.6 (1980 - 1800)	2:24.39	2:12.66 [8]	1:59.18 [5]	1:43.93 [7]	1:29.79 [6]	1:14.83 [6]	0:59.51 [6]	0:44.87 [8]
	(2)	K A Butt	8.8L (+8)	0:44.83	1800-1600 (0:13.49)	(0:11.72)	(0:13.49)	(0:15.25)	(0:14.14)	(0:14.95)	(0:15.33)	(0:14.64)	(0:14.56)
9	6	Topaz	2:24.42	0:28.77	53.6 (1980 - 1800)	2:24.42	2:12.46 [11]	1:57.61 [12]	1:42.25 [12]	1:27.96 [12]	1:13.40 [12]	0:58.39 [13]	0:44.42 [12]
	(6)	R T May	9.0L (+27)	0:44.41	800-600 (0:13.97)	(0:11.96)	(0:14.84)	(0:15.36)	(0:14.29)	(0:14.56)	(0:15.01)	(0:13.97)	(0:14.80)
10	4	My Wingman	2:24.55	0:26.73	58.2 (1980 - 1800)	2:24.55	2:13.70 [2]	1:59.92 [2]	1:44.66 [3]	1:30.55 [2]	1:15.59 [2]	1:00.32 [3]	0:45.71 [2]
	(4)	S J Thornley	9.7L (+15)	0:45.72	1800-1600 (0:13.78)	(0:10.85)	(0:13.78)	(0:15.26)	(0:14.11)	(0:14.96)	(0:15.28)	(0:14.60)	(0:14.71)

[] Position in running at each section and finish TAB# Saddle cloth number

Fastest split

-:-:- No data available at this section

BAR# Barrier/Gate Position

Fastest section

NA No data available

DNF Did not finish

DNT Did not track

DT-W Distance travelled compared to winner in metres



NZ Metropolitan Trotting Club Inc Harness

Race 1: RICOH MOBILE PACE - 1980m

20 March 2026 - 5:20PM

Weather: Cloudy



Field Times	2:22.85	2:12.03	1:58.46	1:43.26	1:28.97	1:14.13	0:58.93	0:44.13
(Race Tempo)	(0:10.81)	(0:13.57)	(0:15.20)	(0:14.29)	(0:14.84)	(0:15.21)	(0:14.79)	(0:14.68)

Rank	TAB#	Horse	Overall Time	First 400m	Top Speed km/h (Section)	L1980	L1800	L1600	L1400	L1200	L1000	L800	L600
	(BAR#)	Driver	Margin (DT-W)	Last 600m	Fastest Section (Time)	Start - 1800	1800 - 1600	1600 - 1400	1400 - 1200	1200 - 1000	1000 - 800	800 - 600	600 - 400
11	7	Bettor Be Sharp	2:25.02	0:27.80	54.7 (1980 - 1800)	2:25.02	2:13.50 [6]	1:59.22 [8]	1:43.93 [8]	1:29.81 [8]	1:15.15 [8]	0:59.87 [8]	0:45.73 [6]
	(7)	G D O'Reilly	12.4L (+26)	0:45.77	1400-1200 (0:14.11)	(0:11.52)	(0:14.27)	(0:15.29)	(0:14.11)	(0:14.67)	(0:15.28)	(0:14.15)	(0:14.91)
12	13	Jazzys Upstart	2:25.32	0:26.73	57.3 (1980 - 1800)	2:25.32	2:14.11 [4]	2:00.37 [4]	1:45.06 [5]	1:31.00 [4]	1:16.06 [4]	1:00.78 [4]	0:46.15 [5]
	(13)	J C Morrison	14.1L (+18)	0:46.20	1800-1600 (0:13.74)	(0:11.21)	(0:13.74)	(0:15.31)	(0:14.07)	(0:14.93)	(0:15.28)	(0:14.62)	(0:14.81)
13	8	Showcase	2:27.86	0:28.64	52.5 (1980 - 1800)	2:27.86	2:15.70 [13]	2:01.15 [11]	1:46.71 [9]	1:32.60 [9]	1:17.80 [9]	1:02.64 [9]	0:48.06 [11]
	(8)	Craig D Thornley	28.6L (+7)	0:48.13	1400-1200 (0:14.11)	(0:12.16)	(0:14.54)	(0:14.44)	(0:14.11)	(0:14.79)	(0:15.16)	(0:14.58)	(0:15.25)

[] Position in running at each section and finish TAB# Saddle cloth number

Fastest split

-:--:-- No data available at this section

BAR# Barrier/Gate Position

Fastest section

NA No data available

DNF Did not finish

DNT Did not track

DT-W Distance travelled compared to winner in metres



NZ Metropolitan Trotting Club Inc Harness

Race 1: RICOH MOBILE PACE - 1980m

20 March 2026 - 5:20PM



Weather: Cloudy

Field Times 0:29.46 0:14.57
(Race Tempo) (0:14.89) (0:14.57)

Rank	TAB#	Horse	Overall Time	First 400m	Top Speed km/h (Section)	L400	L200						
	(BAR#)	Driver	Margin (DT-W)	Last 600m	Fastest Section (Time)	400 - 200	200 - Finish						
1	3	Secret Wish	2:22.85	0:26.48	58.0 (1980 - 1800)	0:29.18 [4]	0:14.43 [3]						
	(3)	O G Thornley		0:43.86	1800-1600 (0:13.58)	(0:14.75)	(0:14.43)						
2	11	Elektra King	2:23.52	0:27.54	54.7 (1980 - 1800)	0:30.08 [2]	0:15.10 [2]						
	(11)	N M Burton	3.8L (+22)	0:44.55	800-600 (0:13.67)	(0:14.98)	(0:15.08)						
3	10	Flying Bird	2:23.56	0:26.99	55.4 (1980 - 1800)	0:29.27 [9]	0:14.44 [6]						
	(10)	John R Dunn	4.1L (+0)	0:43.92	1800-1600 (0:13.76)	(0:14.82)	(0:14.44)						
4	5	Sunsoutgunsout	2:23.71	0:27.22	56.1 (1980 - 1800)	0:30.32 [1]	0:15.43 [1]						
	(5)	B N Orange	4.9L (+12)	0:45.01	1800-1600 (0:14.08)	(0:14.89)	(0:15.44)						
5	1	Clonakilty	2:23.93	0:26.66	56.0 (1980 - 1800)	0:29.93 [6]	0:15.08 [5]						
	(1)	S E O'Reilly	6.2L (-3)	0:44.51	1800-1600 (0:13.45)	(0:14.85)	(0:15.06)						
6	9	Captain Kobe	2:24.14	0:28.98	54.4 (1980 - 1800)	0:29.52 [11]	0:14.66 [11]						
	(9)	W J House	7.4L (+17)	0:44.12	800-600 (0:14.09)	(0:14.86)	(0:14.67)						
7	12	Matai Harry	2:24.17	0:28.06	54.3 (1980 - 1800)	0:29.71 [10]	0:14.82 [8]						
	(12)	R D Close	7.5L (+28)	0:44.58	800-600 (0:13.94)	(0:14.89)	(0:14.83)						
8	2	Fusion Reactor	2:24.39	0:26.92	54.6 (1980 - 1800)	0:30.31 [7]	0:15.02 [9]						
	(2)	K A Butt	8.8L (+8)	0:44.83	1800-1600 (0:13.49)	(0:15.29)	(0:14.98)						
9	6	Topaz	2:24.42	0:28.77	53.6 (1980 - 1800)	0:29.62 [12]	0:14.64 [12]						
	(6)	R T May	9.0L (+27)	0:44.41	800-600 (0:13.97)	(0:14.99)	(0:14.62)						
10	4	My Wingman	2:24.55	0:26.73	58.2 (1980 - 1800)	0:31.00 [3]	0:15.76 [4]						
	(4)	S J Thornley	9.7L (+15)	0:45.72	1800-1600 (0:13.78)	(0:15.24)	(0:15.77)						

[] Position in running at each section and finish TAB# Saddle cloth number

Fastest split

-:-:- No data available at this section

BAR# Barrier/Gate Position

Fastest section

NA No data available

DNF Did not finish

DNT Did not track

DT-W Distance travelled compared to winner in metres



NZ Metropolitan Trotting Club Inc Harness

Race 1: RICOH MOBILE PACE - 1980m

20 March 2026 - 5:20PM

Weather: Cloudy



Field Times 0:29.46 0:14.57
(Race Tempo) (0:14.89) (0:14.57)

Rank	TAB#	Horse	Overall Time	First 400m	Top Speed km/h (Section)	L400	L200						
	(BAR#)	Driver	Margin (DT-W)	Last 600m	Fastest Section (Time)	400 - 200	200 - Finish						
11	7	Bettor Be Sharp	2:25.02	0:27.80	54.7 (1980 - 1800)	0:30.82 [8]	0:15.56 [10]						
	(7)	G D O'Reilly	12.4L (+26)	0:45.77	1400-1200 (0:14.11)	(0:15.26)	(0:15.60)						
12	13	Jazzys Upstart	2:25.32	0:26.73	57.3 (1980 - 1800)	0:31.35 [5]	0:16.13 [7]						
	(13)	J C Morrison	14.1L (+18)	0:46.20	1800-1600 (0:13.74)	(0:15.22)	(0:16.17)						
13	8	Showcase	2:27.86	0:28.64	52.5 (1980 - 1800)	0:32.82 [13]	0:17.05 [13]						
	(8)	Craig D Thornley	28.6L (+7)	0:48.13	1400-1200 (0:14.11)	(0:15.77)	(0:17.11)						

[] Position in running at each section and finish TAB# Saddle cloth number

Fastest split

-:--:-- No data available at this section

BAR# Barrier/Gate Position

Fastest section

NA No data available

DNF Did not finish

DNT Did not track

DT-W Distance travelled compared to winner in metres

Horse/Jockey Name	Secret Wish/O G Thornley
Finish Rank	1
Fastest Section Time (Section)	0:13.58 (1800-1600)
Top Speed [km/h] (Section)	58.0 (1980 - 1800)
Race State	Finished



NZ Metropolitan Trotting Club Inc Harness

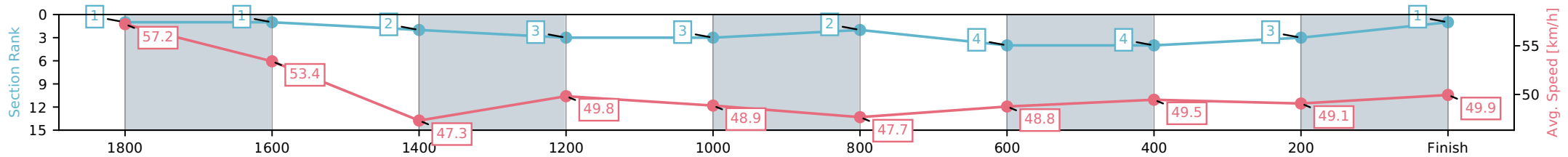
Race 1: RICOH MOBILE PACE - 1980m

20 March 2026 - 5:20PM

Weather: Cloudy



Section	L1980	L1800	L1600	L1400	L1200	L1000	L800	L600	L400	L200
Section Times	2:22.85 (0:10.82)	2:12.04 [1] (0:13.58)	1:58.46 [2] (0:15.32)	1:43.14 [3] (0:14.45)	1:28.68 [3] (0:14.86)	1:13.83 [2] (0:15.21)	0:58.62 [4] (0:14.77)	0:43.85 [4] (0:14.68)	0:29.18 [3] (0:14.75)	0:14.43 [1] (0:14.43)
Average Speed [km/h]	57.2	53.4	47.3	49.8	48.9	47.7	48.8	49.5	49.1	49.9
Top Speed [km/h]	58.0	57.6	49.5	50.5	49.8	49.1	50.2	49.8	51.6	51.8
Avg. Dist. to Rail [m]	3.9	1.4	1.1	3.1	1.0	1.1	1.5	1.4	1.0	2.1



[] Ranking at each section and finish
 -:-:- No data available at this section
 NA No data available

Horse/Jockey Name	Elektra King/N M Burton
Finish Rank	2
Fastest Section Time (Section)	0:13.67 (800-600)
Top Speed [km/h] (Section)	54.7 (1980 - 1800)
Race State	Finished



NZ Metropolitan Trotting Club Inc Harness

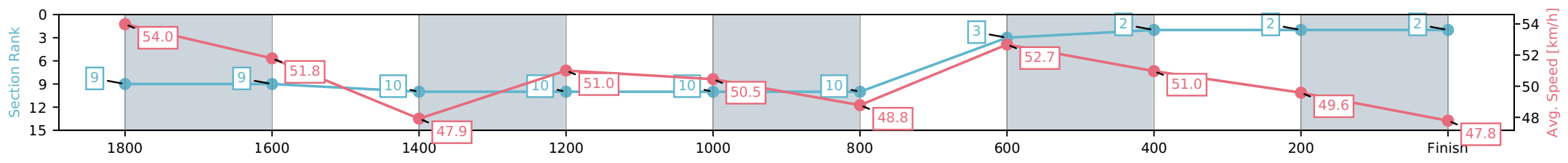
Race 1: RICOH MOBILE PACE - 1980m

20 March 2026 - 5:20PM

Weather: Cloudy



Section	L1980	L1800	L1600	L1400	L1200	L1000	L800	L600	L400	L200
Section Times	2:23.52 (0:11.86)	2:11.66 [9] (0:14.08)	1:57.58 [10] (0:15.45)	1:42.13 [10] (0:14.12)	1:28.01 [10] (0:14.73)	1:13.28 [10] (0:15.05)	0:58.24 [3] (0:13.67)	0:44.57 [2] (0:14.49)	0:30.08 [2] (0:14.98)	0:15.10 [2] (0:15.08)
Average Speed [km/h]	54.0	51.8	47.9	51.0	50.5	48.8	52.7	51.0	49.6	47.8
Top Speed [km/h]	54.7	53.6	51.4	51.8	51.7	52.0	54.1	51.2	50.3	49.2
Avg. Dist. to Rail [m]	3.4	2.2	3.8	6.4	3.9	3.0	5.2	3.7	4.7	6.9



- [] Ranking at each section and finish
- :-:- No data available at this section
- NA No data available

Horse/Jockey Name	Flying Bird/John R Dunn
Finish Rank	3
Fastest Section Time (Section)	0:13.76 (1800-1600)
Top Speed [km/h] (Section)	55.4 (1980 - 1800)
Race State	Finished



NZ Metropolitan Trotting Club Inc Harness

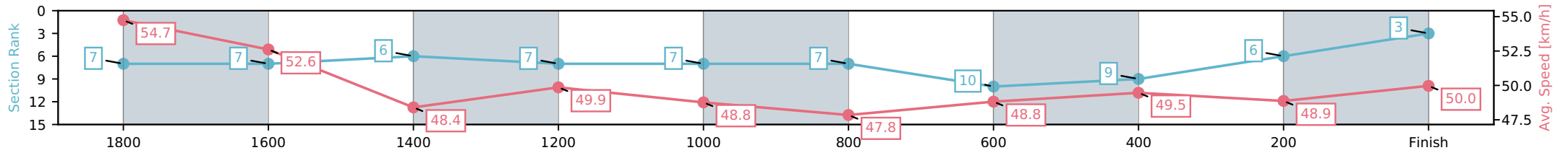
Race 1: RICOH MOBILE PACE - 1980m

20 March 2026 - 5:20PM

Weather: Cloudy



Section	L1980	L1800	L1600	L1400	L1200	L1000	L800	L600	L400	L200
Section Times	2:23.56 (0:11.68)	2:11.88 [7] (0:13.76)	1:58.12 [6] (0:14.97)	1:43.15 [7] (0:14.44)	1:28.71 [7] (0:14.89)	1:13.82 [7] (0:15.15)	0:58.68 [10] (0:14.75)	0:43.93 [9] (0:14.66)	0:29.27 [6] (0:14.82)	0:14.44 [3] (0:14.44)
Average Speed [km/h]	54.7	52.6	48.4	49.9	48.8	47.8	48.8	49.5	48.9	50.0
Top Speed [km/h]	55.4	54.3	52.7	50.5	49.6	49.0	49.8	49.8	50.7	51.2
Avg. Dist. to Rail [m]	1.5	0.9	1.0	3.1	1.1	1.1	1.5	1.3	1.5	7.1



- [] Ranking at each section and finish
- :-:- No data available at this section
- NA No data available

Horse/Jockey Name	Sunsoutgunsout/B N Orange
Finish Rank	4
Fastest Section Time (Section)	0:14.08 (1800-1600)
Top Speed [km/h] (Section)	56.1 (1980 - 1800)
Race State	Finished



NZ Metropolitan Trotting Club Inc Harness

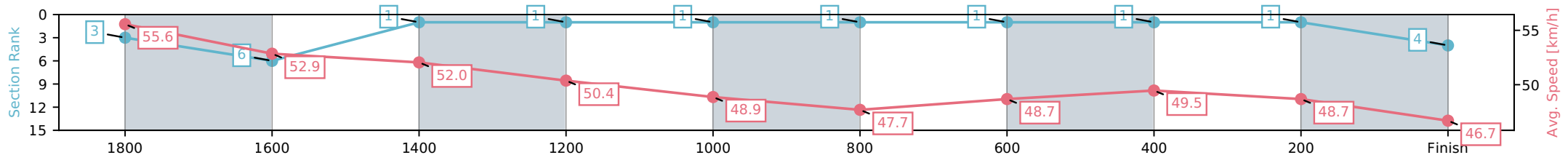
Race 1: RICOH MOBILE PACE - 1980m

20 March 2026 - 5:20PM

Weather: Cloudy



Section	L1980	L1800	L1600	L1400	L1200	L1000	L800	L600	L400	L200
Section Times	2:23.71 (0:11.20)	2:12.51 [6] (0:14.08)	1:58.43 [1] (0:14.31)	1:44.12 [1] (0:14.29)	1:29.83 [1] (0:14.84)	1:14.99 [1] (0:15.21)	0:59.79 [1] (0:14.79)	0:44.99 [1] (0:14.68)	0:30.32 [1] (0:14.89)	0:15.43 [4] (0:15.44)
Average Speed [km/h]	55.6	52.9	52.0	50.4	48.9	47.7	48.7	49.5	48.7	46.7
Top Speed [km/h]	56.1	56.0	53.0	52.4	49.9	49.1	50.1	49.9	49.1	47.9
Avg. Dist. to Rail [m]	8.1	5.4	4.4	3.8	1.0	1.1	1.5	1.5	1.5	4.1



- [] Ranking at each section and finish
- :-:- No data available at this section
- NA No data available

Horse/Jockey Name	Clonakilty/S E O'Reilly
Finish Rank	5
Fastest Section Time (Section)	0:13.45 (1800-1600)
Top Speed [km/h] (Section)	56.0 (1980 - 1800)
Race State	Finished



NZ Metropolitan Trotting Club Inc Harness

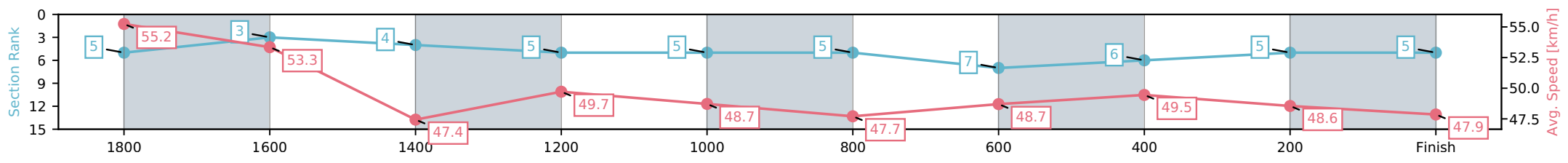
Race 1: RICOH MOBILE PACE - 1980m

20 March 2026 - 5:20PM

Weather: Cloudy



Section	L1980	L1800	L1600	L1400	L1200	L1000	L800	L600	L400	L200
Section Times	2:23.93 (0:11.34)	2:12.59 [3] (0:13.45)	1:59.13 [4] (0:15.17)	1:43.97 [5] (0:14.48)	1:29.48 [5] (0:14.90)	1:14.58 [5] (0:15.27)	0:59.31 [7] (0:14.78)	0:44.53 [6] (0:14.60)	0:29.93 [5] (0:14.85)	0:15.08 [5] (0:15.06)
Average Speed [km/h]	55.2	53.3	47.4	49.7	48.7	47.7	48.7	49.5	48.6	47.9
Top Speed [km/h]	56.0	55.7	50.2	50.1	49.3	49.2	50.0	50.0	49.2	49.5
Avg. Dist. to Rail [m]	1.6	0.8	1.0	3.1	1.0	1.7	1.6	0.9	0.8	2.0



[] Ranking at each section and finish
 -:-:- No data available at this section
 NA No data available

Horse/Jockey Name	Captain Kobe/W J House
Finish Rank	6
Fastest Section Time (Section)	0:14.09 (800-600)
Top Speed [km/h] (Section)	54.4 (1980 - 1800)
Race State	Finished



NZ Metropolitan Trotting Club Inc Harness

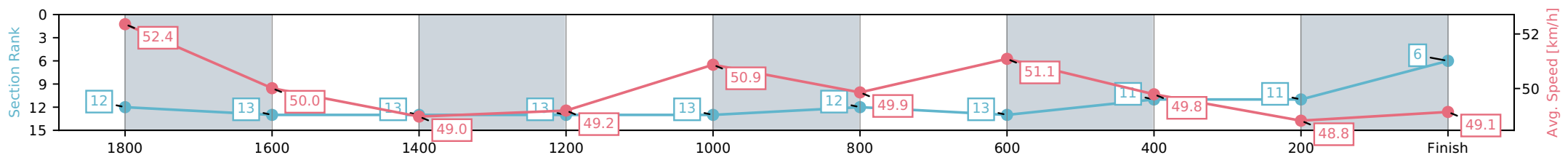
Race 1: RICOH MOBILE PACE - 1980m

20 March 2026 - 5:20PM

Weather: Cloudy



Section	L1980	L1800	L1600	L1400	L1200	L1000	L800	L600	L400	L200
Section Times	2:24.14 (0:12.00)	2:12.14 [13] (0:15.03)	1:57.11 [13] (0:15.17)	1:41.94 [13] (0:14.64)	1:27.30 [13] (0:14.53)	1:12.77 [12] (0:14.57)	0:58.20 [13] (0:14.09)	0:44.11 [11] (0:14.59)	0:29.52 [11] (0:14.86)	0:14.66 [6] (0:14.67)
Average Speed [km/h]	52.4	50.0	49.0	49.2	50.9	49.9	51.1	49.8	48.8	49.1
Top Speed [km/h]	54.4	50.9	50.6	50.6	51.5	51.5	51.9	50.3	50.2	50.8
Avg. Dist. to Rail [m]	13.8	7.5	4.3	6.7	3.3	1.4	1.9	1.4	1.4	3.3



- [] Ranking at each section and finish
- :-:- No data available at this section
- NA No data available

Horse/Jockey Name	Matai Harry/R D Close
Finish Rank	7
Fastest Section Time (Section)	0:13.94 (800-600)
Top Speed [km/h] (Section)	54.3 (1980 - 1800)
Race State	Finished



NZ Metropolitan Trotting Club Inc Harness

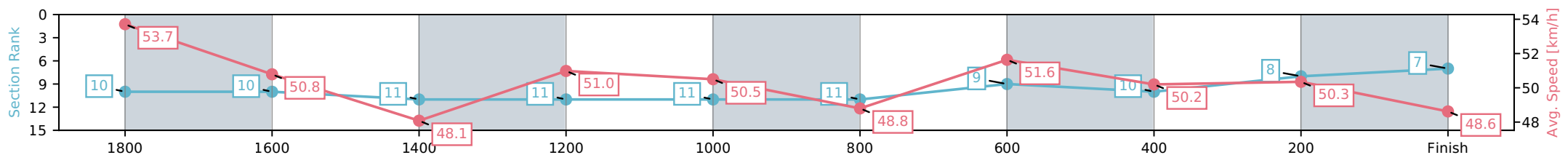
Race 1: RICOH MOBILE PACE - 1980m

20 March 2026 - 5:20PM

Weather: Cloudy



Section	L1980	L1800	L1600	L1400	L1200	L1000	L800	L600	L400	L200
Section Times	2:24.17 (0:11.89)	2:12.28 [10] (0:14.54)	1:57.74 [11] (0:15.29)	1:42.45 [11] (0:14.13)	1:28.33 [11] (0:14.65)	1:13.68 [11] (0:15.16)	0:58.52 [9] (0:13.94)	0:44.58 [10] (0:14.86)	0:29.71 [8] (0:14.89)	0:14.82 [7] (0:14.83)
Average Speed [km/h]	53.7	50.8	48.1	51.0	50.5	48.8	51.6	50.2	50.3	48.6
Top Speed [km/h]	54.3	51.9	51.4	51.9	51.8	51.3	52.8	51.0	51.2	50.3
Avg. Dist. to Rail [m]	5.7	4.3	2.9	5.6	3.4	4.0	5.9	5.2	6.2	10.2



[] Ranking at each section and finish
 -:-:- No data available at this section
 NA No data available

Horse/Jockey Name	Fusion Reactor/K A Butt
Finish Rank	8
Fastest Section Time (Section)	0:13.49 (1800-1600)
Top Speed [km/h] (Section)	54.6 (1980 - 1800)
Race State	Finished



NZ Metropolitan Trotting Club Inc Harness

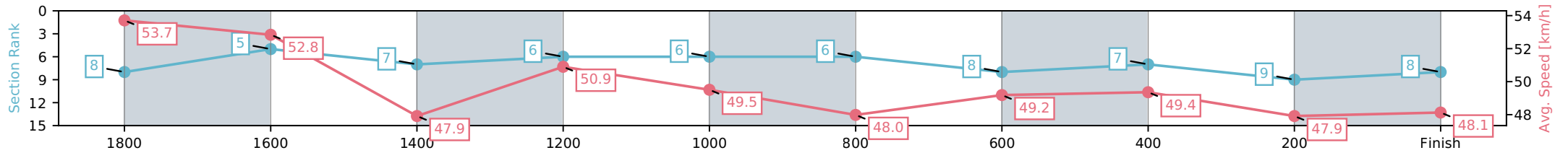
Race 1: RICOH MOBILE PACE - 1980m

20 March 2026 - 5:20PM

Weather: Cloudy



Section	L1980	L1800	L1600	L1400	L1200	L1000	L800	L600	L400	L200
Section Times	2:24.39 (0:11.72)	2:12.66 [5] (0:13.49)	1:59.18 [7] (0:15.25)	1:43.93 [6] (0:14.14)	1:29.79 [6] (0:14.95)	1:14.83 [6] (0:15.33)	0:59.51 [8] (0:14.64)	0:44.87 [7] (0:14.56)	0:30.31 [9] (0:15.29)	0:15.02 [8] (0:14.98)
Average Speed [km/h]	53.7	52.8	47.9	50.9	49.5	48.0	49.2	49.4	47.9	48.1
Top Speed [km/h]	54.6	54.1	52.5	51.7	51.5	48.9	50.6	50.2	49.2	49.2
Avg. Dist. to Rail [m]	2.4	1.4	3.0	5.2	3.4	3.0	1.8	0.8	3.2	6.2



- [] Ranking at each section and finish
- :-:- No data available at this section
- NA No data available

Horse/Jockey Name	Topaz/R T May
Finish Rank	9
Fastest Section Time (Section)	0:13.97 (800-600)
Top Speed [km/h] (Section)	53.6 (1980 - 1800)
Race State	Finished



NZ Metropolitan Trotting Club Inc Harness

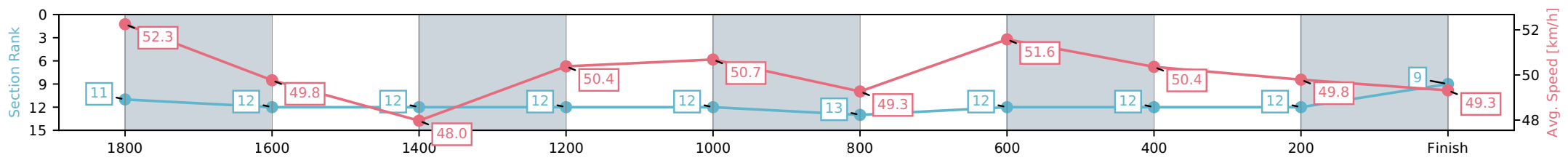
Race 1: RICOH MOBILE PACE - 1980m

20 March 2026 - 5:20PM

Weather: Cloudy



Section	L1980	L1800	L1600	L1400	L1200	L1000	L800	L600	L400	L200
Section Times	2:24.42 (0:11.96)	2:12.46 [12] (0:14.84)	1:57.61 [12] (0:15.36)	1:42.25 [12] (0:14.29)	1:27.96 [12] (0:14.56)	1:13.40 [13] (0:15.01)	0:58.39 [12] (0:13.97)	0:44.42 [12] (0:14.80)	0:29.62 [12] (0:14.99)	0:14.64 [9] (0:14.62)
Average Speed [km/h]	52.3	49.8	48.0	50.4	50.7	49.3	51.6	50.4	49.8	49.3
Top Speed [km/h]	53.6	50.4	51.2	51.7	51.8	50.8	53.0	51.4	51.0	50.3
Avg. Dist. to Rail [m]	8.7	4.7	3.3	5.4	3.1	3.7	5.4	5.0	6.0	11.7



- [] Ranking at each section and finish
- :-:- No data available at this section
- NA No data available

Horse/Jockey Name	My Wingman/S J Thornley
Finish Rank	10
Fastest Section Time (Section)	0:13.78 (1800-1600)
Top Speed [km/h] (Section)	58.2 (1980 - 1800)
Race State	Finished



NZ Metropolitan Trotting Club Inc Harness

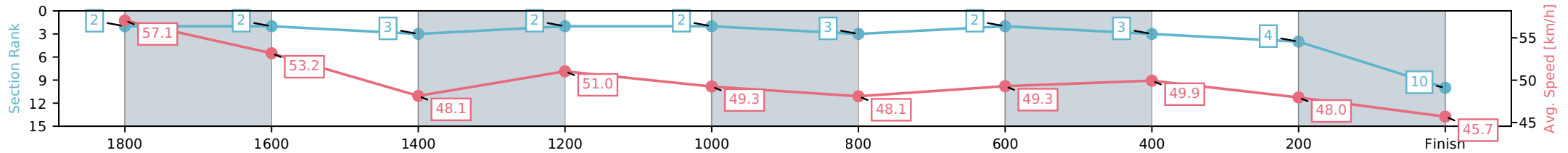
Race 1: RICOH MOBILE PACE - 1980m

20 March 2026 - 5:20PM

Weather: Cloudy



Section	L1980	L1800	L1600	L1400	L1200	L1000	L800	L600	L400	L200
Section Times	2:24.55 (0:10.85)	2:13.70 [2] (0:13.78)	1:59.92 [3] (0:15.26)	1:44.66 [2] (0:14.11)	1:30.55 [2] (0:14.96)	1:15.59 [3] (0:15.28)	1:00.32 [2] (0:14.60)	0:45.71 [3] (0:14.71)	0:31.00 [4] (0:15.24)	0:15.76 [10] (0:15.77)
Average Speed [km/h]	57.1	53.2	48.1	51.0	49.3	48.1	49.3	49.9	48.0	45.7
Top Speed [km/h]	58.2	57.1	50.8	51.3	51.4	49.1	50.0	50.4	49.4	46.9
Avg. Dist. to Rail [m]	5.8	3.0	2.8	5.2	2.9	2.9	3.5	3.1	2.5	4.7



- [] Ranking at each section and finish
- :-:- No data available at this section
- NA No data available

Horse/Jockey Name	Bettor Be Sharp/G D O'Reilly
Finish Rank	11
Fastest Section Time (Section)	0:14.11 (1400-1200)
Top Speed [km/h] (Section)	54.7 (1980 - 1800)
Race State	Finished



NZ Metropolitan Trotting Club Inc Harness

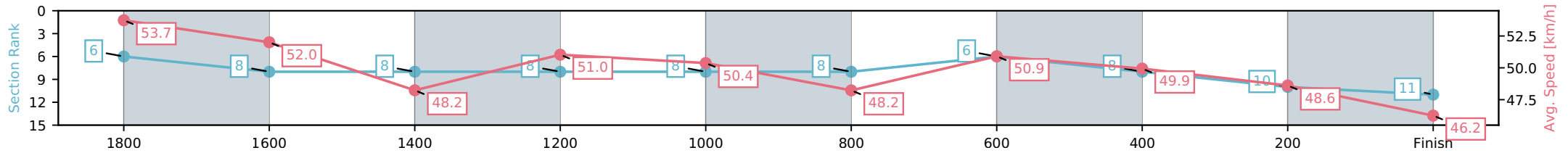
Race 1: RICOH MOBILE PACE - 1980m

20 March 2026 - 5:20PM

Weather: Cloudy



Section	L1980	L1800	L1600	L1400	L1200	L1000	L800	L600	L400	L200
Section Times	2:25.02 (0:11.52)	2:13.50 [8] (0:14.27)	1:59.22 [8] (0:15.29)	1:43.93 [8] (0:14.11)	1:29.81 [8] (0:14.67)	1:15.15 [8] (0:15.28)	0:59.87 [6] (0:14.15)	0:45.73 [8] (0:14.91)	0:30.82 [10] (0:15.26)	0:15.56 [11] (0:15.60)
Average Speed [km/h]	53.7	52.0	48.2	51.0	50.4	48.2	50.9	49.9	48.6	46.2
Top Speed [km/h]	54.7	53.4	52.2	51.8	52.0	49.4	52.2	50.6	49.4	47.5
Avg. Dist. to Rail [m]	10.1	5.0	3.3	5.6	3.3	3.2	5.4	4.9	4.8	9.7



- [] Ranking at each section and finish
- :-:- No data available at this section
- NA No data available

Horse/Jockey Name	Jazzys Upstart/J C Morrison
Finish Rank	12
Fastest Section Time (Section)	0:13.74 (1800-1600)
Top Speed [km/h] (Section)	57.3 (1980 - 1800)
Race State	Finished



NZ Metropolitan Trotting Club Inc Harness

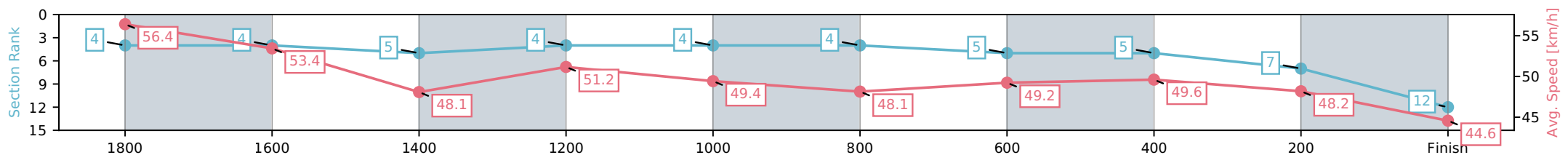
Race 1: RICOH MOBILE PACE - 1980m

20 March 2026 - 5:20PM

Weather: Cloudy



Section	L1980	L1800	L1600	L1400	L1200	L1000	L800	L600	L400	L200
Section Times	2:25.32 (0:11.21)	2:14.11 [4] (0:13.74)	2:00.37 [5] (0:15.31)	1:45.06 [4] (0:14.07)	1:31.00 [4] (0:14.93)	1:16.06 [4] (0:15.28)	1:00.78 [5] (0:14.62)	0:46.15 [5] (0:14.81)	0:31.35 [7] (0:15.22)	0:16.13 [12] (0:16.17)
Average Speed [km/h]	56.4	53.4	48.1	51.2	49.4	48.1	49.2	49.6	48.2	44.6
Top Speed [km/h]	57.3	55.7	51.9	51.8	51.1	49.0	50.6	49.8	49.2	47.2
Avg. Dist. to Rail [m]	6.0	3.3	3.0	5.3	3.1	3.0	4.1	3.1	3.1	8.0



- [] Ranking at each section and finish
- :-:- No data available at this section
- NA No data available

Horse/Jockey Name	Showcase/Craig D Thornley
Finish Rank	13
Fastest Section Time (Section)	0:14.11 (1400-1200)
Top Speed [km/h] (Section)	52.5 (1980 - 1800)
Race State	Finished



NZ Metropolitan Trotting Club Inc Harness

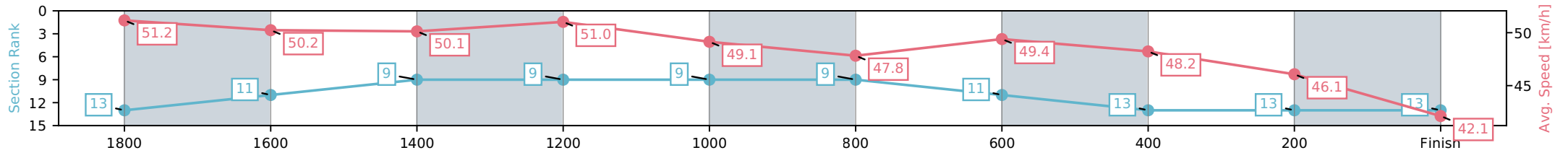
Race 1: RICOH MOBILE PACE - 1980m

20 March 2026 - 5:20PM

Weather: Cloudy



Section	L1980	L1800	L1600	L1400	L1200	L1000	L800	L600	L400	L200
Section Times	2:27.86 (0:12.16)	2:15.70 [11] (0:14.54)	2:01.15 [9] (0:14.44)	1:46.71 [9] (0:14.11)	1:32.60 [9] (0:14.79)	1:17.80 [9] (0:15.16)	1:02.64 [11] (0:14.58)	0:48.06 [13] (0:15.25)	0:32.82 [13] (0:15.77)	0:17.05 [13] (0:17.11)
Average Speed [km/h]	51.2	50.2	50.1	51.0	49.1	47.8	49.4	48.2	46.1	42.1
Top Speed [km/h]	52.5	51.4	51.3	51.5	50.6	49.3	49.9	48.7	47.8	44.6
Avg. Dist. to Rail [m]	11.6	3.9	1.0	2.8	1.2	1.2	3.1	3.2	1.5	2.3



- [] Ranking at each section and finish
- :-:- No data available at this section
- NA No data available