



# NZ Metropolitan Trotting Club Inc Harness

Race 2: TYRE GENERAL TREVOR CRADDOCK MEMORIAL FINAL (HCP TROT) - 2600m

20 March 2026 - 5:54PM

Weather: Cloudy



Field Times	3:19.15	3:02.31	2:48.15	2:33.12	2:18.14	2:02.18	1:46.00	1:30.55
(Race Tempo)	(0:16.84)	(0:14.16)	(0:15.02)	(0:14.99)	(0:15.96)	(0:16.18)	(0:15.46)	(0:15.32)

Rank	TAB#	Horse	Overall Time	First 400m	Top Speed km/h (Section)	L2600	L2400	L2200	L2000	L1800	L1600	L1400	L1200
	(BAR#)	Driver	Margin (DT-W)	Last 600m	Fastest Section (Time)	Start - 2400	2400 - 2200	2200 - 2000	2000 - 1800	1800 - 1600	1600 - 1400	1400 - 1200	1200 - 1000
1	7	One Over Da Line	3:19.15	0:31.00	53.7 (2400-2200)	3:19.15	3:02.25 [3]	2:48.15 [1]	2:32.74 [2]	2:17.77 [2]	2:01.85 [2]	1:45.68 [2]	1:30.25 [3]
	(3)	John R Dunn		0:44.96	2400-2200 (0:14.10)	(0:16.90)	(0:14.10)	(0:15.41)	(0:14.96)	(0:15.92)	(0:16.16)	(0:15.43)	(0:15.33)
2	9	Nellie Doyle	3:19.17	0:33.39	50.7 (400-200)	3:19.17	3:00.70 [7]	2:45.77 [7]	2:30.60 [7]	2:15.49 [7]	2:00.16 [7]	1:44.73 [7]	1:29.79 [6]
	(1)	B N Orange	0.0L (+8)	0:44.58	800-600 (0:14.60)	(0:18.47)	(0:14.92)	(0:15.17)	(0:15.12)	(0:15.32)	(0:15.44)	(0:14.94)	(0:15.20)
3	5	Moses	3:19.41	0:33.75	51.1 (400-200)	3:19.41	3:00.67 [8]	2:45.66 [8]	2:30.48 [8]	2:15.37 [8]	2:00.05 [8]	1:44.66 [8]	1:29.73 [8]
	(1)	S E O'Reilly	1.5L (+8)	0:44.53	800-600 (0:14.59)	(0:18.74)	(0:15.01)	(0:15.17)	(0:15.11)	(0:15.32)	(0:15.39)	(0:14.93)	(0:15.20)
4	4	Rachmaninov	3:19.44	0:31.64	52.6 (2400-2200)	3:19.44	3:02.58 [2]	2:47.80 [4]	2:32.28 [4]	2:17.34 [4]	2:01.44 [4]	1:45.64 [3]	1:30.72 [2]
	(U1)	R D Close	1.6L (+3)	0:45.59	800-600 (0:14.66)	(0:16.86)	(0:14.78)	(0:15.52)	(0:14.94)	(0:15.91)	(0:15.80)	(0:14.92)	(0:15.21)
5	2	Tu Tangata	3:19.50	0:32.73	51.3 (400-200)	3:19.50	3:01.70 [6]	2:46.76 [6]	2:31.32 [6]	2:16.24 [6]	2:00.77 [6]	1:45.13 [6]	1:29.95 [7]
	(2)	P C Nairn	2.0L (+2)	0:44.43	200-0 (0:14.43)	(0:17.80)	(0:14.93)	(0:15.45)	(0:15.08)	(0:15.46)	(0:15.64)	(0:15.18)	(0:15.34)
6	3	Dark Ghana	3:22.11	0:32.42	49.8 (2400-2200)	3:22.11	3:04.64 [5]	2:49.69 [5]	2:34.25 [5]	2:19.16 [5]	2:03.72 [5]	1:47.99 [5]	1:33.05 [4]
	(3)	R T May	15.0L (+6)	0:47.84	800-600 (0:14.65)	(0:17.47)	(0:14.95)	(0:15.44)	(0:15.10)	(0:15.44)	(0:15.73)	(0:14.94)	(0:15.20)
7	8	Franco Josiah	3:23.37	0:31.02	54.5 (2400-2200)	3:23.37	3:06.53 [1]	2:52.34 [2]	2:37.34 [1]	2:22.36 [1]	2:06.40 [1]	1:50.22 [1]	1:34.77 [1]
	(U1)	J C Morrison	24.1L (-2)	0:49.35	2400-2200 (0:14.18)	(0:16.84)	(0:14.18)	(0:15.00)	(0:14.99)	(0:15.96)	(0:16.18)	(0:15.46)	(0:15.32)
8	1	Brother Love	3:25.79	0:31.31	53.7 (2400-2200)	3:25.79	3:08.81 [4]	2:54.48 [3]	2:39.01 [3]	2:24.05 [3]	2:08.13 [3]	1:51.97 [4]	1:36.57 [5]
	(1)	G D Smith	37.9L (-9)	0:51.17	2400-2200 (0:14.33)	(0:16.98)	(0:14.33)	(0:15.47)	(0:14.97)	(0:15.91)	(0:16.16)	(0:15.40)	(0:15.35)
9	6	Premium Player	3:27.91	0:35.36	50.2 (2400-2200)	3:27.91	3:07.54 [9]	2:52.55 [9]	2:37.62 [9]	2:22.94 [9]	2:07.76 [9]	1:52.30 [9]	1:37.48 [9]
	(2)	Craig D Thornley	12.0L (-5)	0:49.98	2000-1800 (0:14.68)	(0:20.37)	(0:14.99)	(0:14.93)	(0:14.68)	(0:15.19)	(0:15.46)	(0:14.82)	(0:15.84)

- [ ] Position in running at each section and finish
- [-:-] No data available at this section
- NA No data available
- DNT Did not track
- TAB# Saddle cloth number
- BAR# Barrier/Gate Position
- DNF Did not finish
- DT-W Distance travelled compared to winner in metres
- Fastest split
- Fastest section



# NZ Metropolitan Trotting Club Inc Harness

Race 2: TYRE GENERAL TREVOR CRADDOCK MEMORIAL FINAL (HCP TROT) - 2600m

20 March 2026 - 5:54PM



Weather: Cloudy

Field Times	1:15.23	0:59.94	0:45.28	0:30.56	0:15.74
(Race Tempo)	(0:15.30)	(0:14.65)	(0:14.72)	(0:14.82)	(0:15.74)

Rank	TAB#	Horse	Overall Time	First 400m	Top Speed km/h (Section)	L1000	L800	L600	L400	L200			
	(BAR#)	Driver	Margin (DT-W)	Last 600m	Fastest Section (Time)	1000 - 800	800 - 600	600 - 400	400 - 200	200 - Finish			
1	7	One Over Da Line	3:19.15	0:31.00	53.7 (2400-2200)	1:14.92 [3]	0:59.59 [3]	0:44.96 [3]	0:30.48 [2]	0:15.74 [1]			
	(3)	John R Dunn		0:44.96	2400-2200 (0:14.10)	(0:15.33)	(0:14.64)	(0:14.48)	(0:14.74)	(0:15.74)			
2	9	Nellie Doyle	3:19.17	0:33.39	50.7 (400-200)	1:14.60 [6]	0:59.21 [5]	0:44.60 [5]	0:29.56 [3]	0:14.70 [3]			
	(1)	B N Orange	0.0L (+8)	0:44.58	800-600 (0:14.60)	(0:15.39)	(0:14.60)	(0:15.04)	(0:14.86)	(0:14.68)			
3	5	Moses	3:19.41	0:33.75	51.1 (400-200)	1:14.53 [7]	0:59.13 [7]	0:44.54 [7]	0:29.49 [6]	0:14.68 [4]			
	(1)	S E O'Reilly	1.5L (+8)	0:44.53	800-600 (0:14.59)	(0:15.40)	(0:14.59)	(0:15.05)	(0:14.81)	(0:14.67)			
4	4	Rachmaninov	3:19.44	0:31.64	52.6 (2400-2200)	1:15.51 [2]	1:00.22 [1]	0:45.57 [1]	0:30.85 [1]	0:15.92 [2]			
	(U1)	R D Close	1.6L (+3)	0:45.59	800-600 (0:14.66)	(0:15.29)	(0:14.66)	(0:14.72)	(0:14.93)	(0:15.94)			
5	2	Tu Tangata	3:19.50	0:32.73	51.3 (400-200)	1:14.60 [8]	0:59.18 [8]	0:44.45 [8]	0:29.33 [7]	0:14.44 [5]			
	(2)	P C Nairn	2.0L (+2)	0:44.43	200-0 (0:14.43)	(0:15.42)	(0:14.73)	(0:15.12)	(0:14.88)	(0:14.43)			
6	3	Dark Ghana	3:22.11	0:32.42	49.8 (2400-2200)	1:17.84 [4]	1:02.46 [4]	0:47.81 [4]	0:32.43 [4]	0:16.40 [6]			
	(3)	R T May	15.0L (+6)	0:47.84	800-600 (0:14.65)	(0:15.38)	(0:14.65)	(0:15.38)	(0:16.03)	(0:16.43)			
7	8	Franco Josiah	3:23.37	0:31.02	54.5 (2400-2200)	1:19.45 [1]	1:04.12 [2]	0:49.25 [2]	0:33.48 [5]	0:17.29 [7]			
	(U1)	J C Morrison	24.1L (-2)	0:49.35	2400-2200 (0:14.18)	(0:15.33)	(0:14.87)	(0:15.77)	(0:16.19)	(0:17.39)			
8	1	Brother Love	3:25.79	0:31.31	53.7 (2400-2200)	1:21.22 [5]	1:05.79 [6]	0:51.04 [6]	0:35.28 [8]	0:18.35 [8]			
	(1)	G D Smith	37.9L (-9)	0:51.17	2400-2200 (0:14.33)	(0:15.43)	(0:14.76)	(0:15.76)	(0:16.93)	(0:18.48)			
9	6	Premium Player	3:27.91	0:35.36	50.2 (2400-2200)	1:21.64 [9]	1:05.68 [9]	0:49.90 [9]	0:33.68 [9]	0:17.20 [9]			
	(2)	Craig D Thornley	12.0L (-5)	0:49.98	2000-1800 (0:14.68)	(0:15.96)	(0:15.78)	(0:16.21)	(0:16.48)	(0:17.29)			

[ ] Position in running at each section and finish TAB# Saddle cloth number

Fastest split

-:-:- No data available at this section

BAR# Barrier/Gate Position

Fastest section

NA No data available

DNF Did not finish

DNT Did not track

DT-W Distance travelled compared to winner in metres

Horse/Jockey Name	One Over Da Line/John R Dunn
Finish Rank	1
Fastest Section Time (Section)	0:14.10 (2400-2200)
Top Speed [km/h] (Section)	53.7 (2400-2200)
Race State	Finished



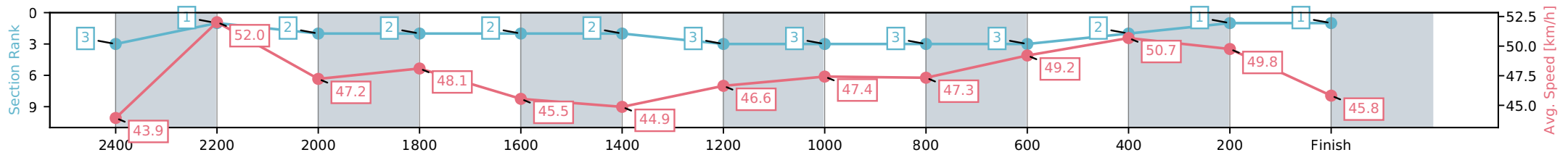
NZ Metropolitan Trotting Club Inc Harness  
 Race 2: TYRE GENERAL TREVOR CRADDOCK MEMORIAL  
 FINAL (HCP TROT) - 2600m



20 March 2026 - 5:54PM

Weather: Cloudy

Section	L2600	L2400	L2200	L2000	L1800	L1600	L1400	L1200	L1000	L800	L600	L400	L200
Section Times	3:19.15 (0:16.90)	3:02.25 [1] (0:14.10)	2:48.15 [2] (0:15.41)	2:32.74 [2] (0:14.96)	2:17.77 [2] (0:15.92)	2:01.85 [2] (0:16.16)	1:45.68 [3] (0:15.43)	1:30.25 [3] (0:15.33)	1:14.92 [3] (0:15.33)	0:59.59 [3] (0:14.64)	0:44.96 [2] (0:14.48)	0:30.48 [1] (0:14.74)	0:15.74 [1] (0:15.74)
Average Speed [km/h]	43.9	52.0	47.2	48.1	45.5	44.9	46.6	47.4	47.3	49.2	50.7	49.8	45.8
Top Speed [km/h]	53.0	53.7	50.5	48.9	46.7	45.2	48.2	48.0	48.2	49.9	51.0	51.1	48.7
Avg. Dist. to Rail [m]	7.6	2.4	1.7	2.0	1.2	1.1	3.2	1.4	1.2	2.0	3.0	2.9	5.4



- [ ] Ranking at each section and finish
- :-:- No data available at this section
- NA No data available

Horse/Jockey Name	Nellie Doyle/B N Orange
Finish Rank	2
Fastest Section Time (Section)	0:14.60 (800-600)
Top Speed [km/h] (Section)	50.7 (400-200)
Race State	Finished



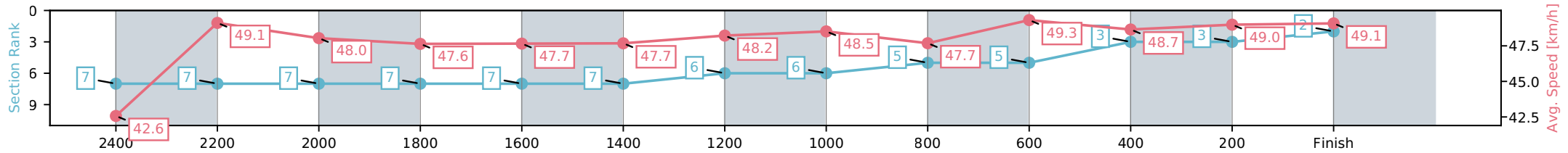
NZ Metropolitan Trotting Club Inc Harness  
 Race 2: TYRE GENERAL TREVOR CRADDOCK MEMORIAL  
 FINAL (HCP TROT) - 2600m



20 March 2026 - 5:54PM

Weather: Cloudy

Section	L2600	L2400	L2200	L2000	L1800	L1600	L1400	L1200	L1000	L800	L600	L400	L200
Section Times	3:19.17 (0:18.47)	3:00.70 [7] (0:14.92)	2:45.77 [7] (0:15.17)	2:30.60 [7] (0:15.12)	2:15.49 [7] (0:15.32)	2:00.16 [7] (0:15.44)	1:44.73 [6] (0:14.94)	1:29.79 [6] (0:15.20)	1:14.60 [5] (0:15.39)	0:59.21 [5] (0:14.60)	0:44.60 [3] (0:15.04)	0:29.56 [3] (0:14.86)	0:14.70 [2] (0:14.68)
Average Speed [km/h]	42.6	49.1	48.0	47.6	47.7	47.7	48.2	48.5	47.7	49.3	48.7	49.0	49.1
Top Speed [km/h]	50.5	50.6	50.3	49.0	49.2	48.7	49.2	49.2	48.9	49.8	49.8	50.7	50.5
Avg. Dist. to Rail [m]	8.8	2.6	1.8	2.6	2.4	3.0	5.1	3.0	2.7	3.0	2.4	1.8	5.4



- [ ] Ranking at each section and finish
- :-:- No data available at this section
- NA No data available

Horse/Jockey Name	Moses/S E O'Reilly
Finish Rank	3
Fastest Section Time (Section)	0:14.59 (800-600)
Top Speed [km/h] (Section)	51.1 (400-200)
Race State	Finished



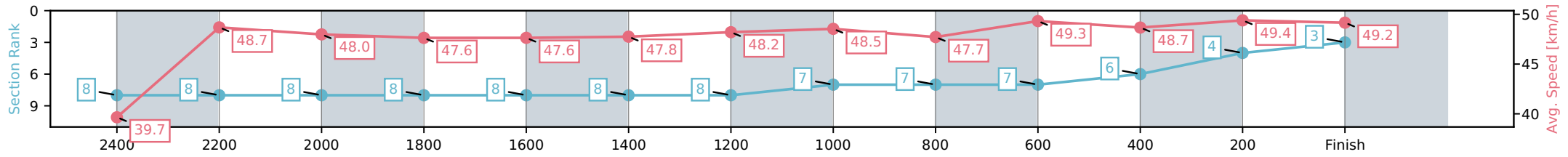
NZ Metropolitan Trotting Club Inc Harness  
 Race 2: TYRE GENERAL TREVOR CRADDOCK MEMORIAL  
 FINAL (HCP TROT) - 2600m



20 March 2026 - 5:54PM

Weather: Cloudy

Section	L2600	L2400	L2200	L2000	L1800	L1600	L1400	L1200	L1000	L800	L600	L400	L200
Section Times	3:19.41 (0:18.74)	3:00.67 [8] (0:15.01)	2:45.66 [8] (0:15.17)	2:30.48 [8] (0:15.11)	2:15.37 [8] (0:15.32)	2:00.05 [8] (0:15.39)	1:44.66 [8] (0:14.93)	1:29.73 [7] (0:15.20)	1:14.53 [7] (0:15.40)	0:59.13 [7] (0:14.59)	0:44.54 [6] (0:15.05)	0:29.49 [4] (0:14.81)	0:14.68 [3] (0:14.67)
Average Speed [km/h]	39.7	48.7	48.0	47.6	47.6	47.8	48.2	48.5	47.7	49.3	48.7	49.4	49.2
Top Speed [km/h]	49.9	50.0	50.1	48.9	49.3	48.7	49.2	49.1	49.1	49.8	49.9	51.1	50.8
Avg. Dist. to Rail [m]	4.6	2.1	1.7	2.9	2.3	2.8	5.2	3.1	2.8	3.3	2.6	2.7	6.8



- [ ] Ranking at each section and finish
- :-:- No data available at this section
- NA No data available

Horse/Jockey Name	Rachmaninov/R D Close
Finish Rank	4
Fastest Section Time (Section)	0:14.66 (800-600)
Top Speed [km/h] (Section)	52.6 (2400-2200)
Race State	Finished



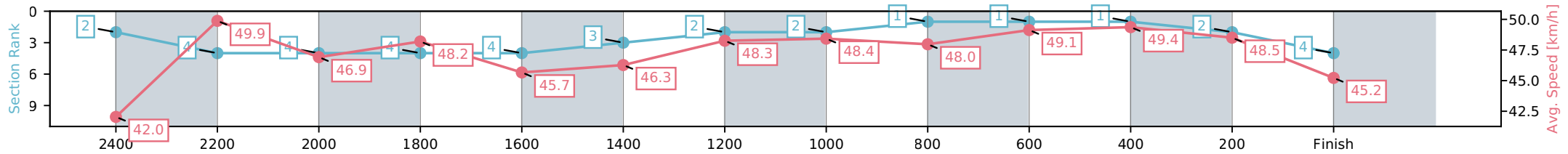
NZ Metropolitan Trotting Club Inc Harness  
 Race 2: TYRE GENERAL TREVOR CRADDOCK MEMORIAL  
 FINAL (HCP TROT) - 2600m



20 March 2026 - 5:54PM

Weather: Cloudy

Section	L2600	L2400	L2200	L2000	L1800	L1600	L1400	L1200	L1000	L800	L600	L400	L200
Section Times	3:19.44 (0:16.86)	3:02.58 [4] (0:14.78)	2:47.80 [4] (0:15.52)	2:32.28 [4] (0:14.94)	2:17.34 [4] (0:15.91)	2:01.44 [3] (0:15.80)	1:45.64 [2] (0:14.92)	1:30.72 [2] (0:15.21)	1:15.51 [1] (0:15.29)	1:00.22 [1] (0:14.66)	0:45.57 [1] (0:14.72)	0:30.85 [2] (0:14.93)	0:15.92 [4] (0:15.94)
Average Speed [km/h]	42.0	49.9	46.9	48.2	45.7	46.3	48.3	48.4	48.0	49.1	49.4	48.5	45.2
Top Speed [km/h]	51.8	52.6	49.2	49.3	47.1	47.6	49.1	49.2	48.6	49.6	49.7	49.3	47.6
Avg. Dist. to Rail [m]	10.0	3.2	1.6	2.0	1.6	2.2	5.1	2.9	2.6	3.0	1.7	1.1	3.6



- [ ] Ranking at each section and finish
- :-:- No data available at this section
- NA No data available

Horse/Jockey Name	Tu Tangata/P C Nairn
Finish Rank	5
Fastest Section Time (Section)	0:14.43 (200-0)
Top Speed [km/h] (Section)	51.3 (400-200)
Race State	Finished



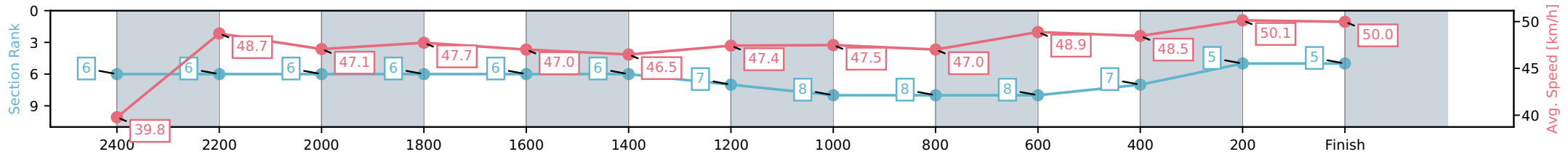
NZ Metropolitan Trotting Club Inc Harness  
 Race 2: TYRE GENERAL TREVOR CRADDOCK MEMORIAL  
 FINAL (HCP TROT) - 2600m



20 March 2026 - 5:54PM

Weather: Cloudy

Section	L2600	L2400	L2200	L2000	L1800	L1600	L1400	L1200	L1000	L800	L600	L400	L200
Section Times	3:19.50 (0:17.80)	3:01.70 [6] (0:14.93)	2:46.76 [6] (0:15.45)	2:31.32 [6] (0:15.08)	2:16.24 [6] (0:15.46)	2:00.77 [6] (0:15.64)	1:45.13 [7] (0:15.18)	1:29.95 [8] (0:15.34)	1:14.60 [8] (0:15.42)	0:59.18 [8] (0:14.73)	0:44.45 [7] (0:15.12)	0:29.33 [5] (0:14.88)	0:14.44 [5] (0:14.43)
Average Speed [km/h]	39.8	48.7	47.1	47.7	47.0	46.5	47.4	47.5	47.0	48.9	48.5	50.1	50.0
Top Speed [km/h]	49.7	50.0	49.0	48.9	48.9	48.6	48.4	48.2	48.1	49.2	49.6	51.3	51.2
Avg. Dist. to Rail [m]	4.2	1.3	1.5	2.1	1.7	1.5	3.4	1.6	1.2	1.5	2.4	5.3	8.7



[ ] Ranking at each section and finish  
 -:-:- No data available at this section  
 NA No data available

Horse/Jockey Name	Dark Ghana/R T May
Finish Rank	6
Fastest Section Time (Section)	0:14.65 (800-600)
Top Speed [km/h] (Section)	49.8 (2400-2200)
Race State	Finished



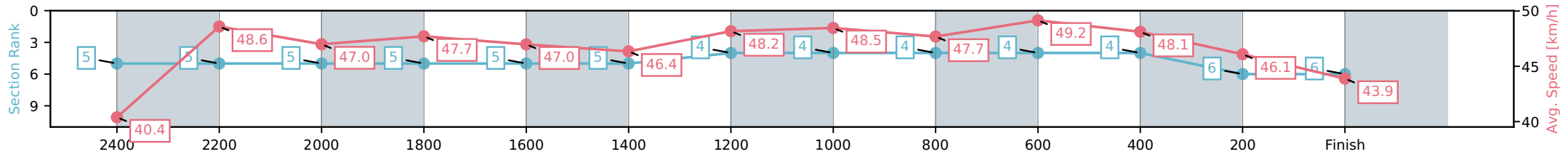
NZ Metropolitan Trotting Club Inc Harness  
 Race 2: TYRE GENERAL TREVOR CRADDOCK MEMORIAL  
 FINAL (HCP TROT) - 2600m



20 March 2026 - 5:54PM

Weather: Cloudy

Section	L2600	L2400	L2200	L2000	L1800	L1600	L1400	L1200	L1000	L800	L600	L400	L200
Section Times	3:22.11 (0:17.47)	3:04.64 [5] (0:14.95)	2:49.69 [5] (0:15.44)	2:34.25 [5] (0:15.10)	2:19.16 [5] (0:15.44)	2:03.72 [5] (0:15.73)	1:47.99 [4] (0:14.94)	1:33.05 [4] (0:15.20)	1:17.84 [4] (0:15.38)	1:02.46 [4] (0:14.65)	0:47.81 [4] (0:15.38)	0:32.43 [6] (0:16.03)	0:16.40 [6] (0:16.43)
Average Speed [km/h]	40.4	48.6	47.0	47.7	47.0	46.4	48.2	48.5	47.7	49.2	48.1	46.1	43.9
Top Speed [km/h]	49.5	49.8	48.7	48.9	48.8	48.1	49.2	49.2	48.6	49.5	49.0	47.0	46.1
Avg. Dist. to Rail [m]	5.8	1.1	1.3	1.9	1.5	1.9	5.1	2.9	2.7	3.4	4.1	3.7	4.1



[ ] Ranking at each section and finish  
 -:-:- No data available at this section  
 NA No data available

Horse/Jockey Name	Franco Josiah/J C Morrison
Finish Rank	7
Fastest Section Time (Section)	0:14.18 (2400-2200)
Top Speed [km/h] (Section)	54.5 (2400-2200)
Race State	Finished



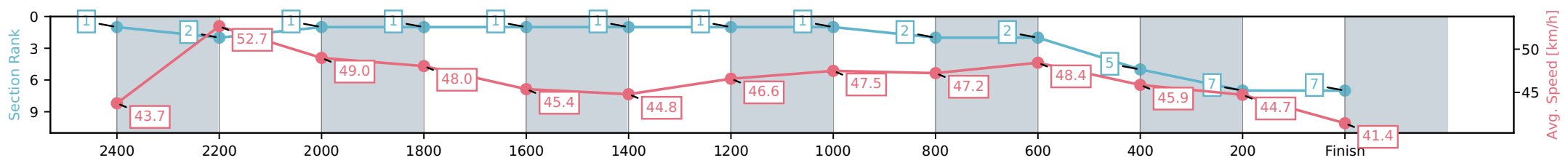
NZ Metropolitan Trotting Club Inc Harness  
 Race 2: TYRE GENERAL TREVOR CRADDOCK MEMORIAL  
 FINAL (HCP TROT) - 2600m



20 March 2026 - 5:54PM

Weather: Cloudy

Section	L2600	L2400	L2200	L2000	L1800	L1600	L1400	L1200	L1000	L800	L600	L400	L200
Section Times	3:23.37 (0:16.84)	3:06.53 [2] (0:14.18)	2:52.34 [1] (0:15.00)	2:37.34 [1] (0:14.99)	2:22.36 [1] (0:15.96)	2:06.40 [1] (0:16.18)	1:50.22 [1] (0:15.46)	1:34.77 [1] (0:15.32)	1:19.45 [2] (0:15.33)	1:04.12 [2] (0:14.87)	0:49.25 [5] (0:15.77)	0:33.48 [7] (0:16.19)	0:17.29 [7] (0:17.39)
Average Speed [km/h]	43.7	52.7	49.0	48.0	45.4	44.8	46.6	47.5	47.2	48.4	45.9	44.7	41.4
Top Speed [km/h]	54.4	54.5	52.2	48.7	46.6	45.1	48.0	48.1	48.0	49.0	47.5	46.1	45.8
Avg. Dist. to Rail [m]	13.1	4.8	2.9	1.5	1.0	1.0	3.3	1.4	1.0	1.2	0.9	1.2	3.3



[ ] Ranking at each section and finish  
 -:-:- No data available at this section  
 NA No data available

Horse/Jockey Name	Brother Love/G D Smith
Finish Rank	8
Fastest Section Time (Section)	0:14.33 (2400-2200)
Top Speed [km/h] (Section)	53.7 (2400-2200)
Race State	Finished



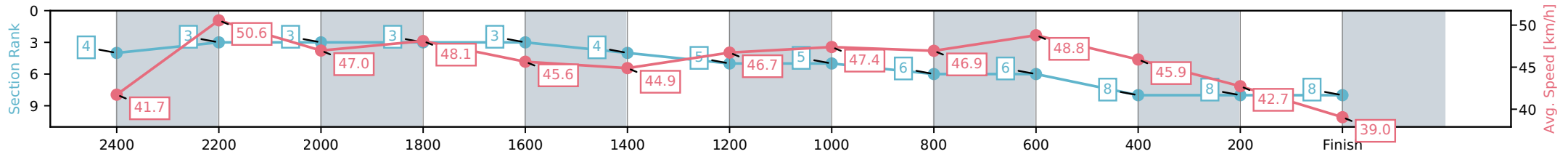
NZ Metropolitan Trotting Club Inc Harness  
 Race 2: TYRE GENERAL TREVOR CRADDOCK MEMORIAL  
 FINAL (HCP TROT) - 2600m



20 March 2026 - 5:54PM

Weather: Cloudy

Section	L2600	L2400	L2200	L2000	L1800	L1600	L1400	L1200	L1000	L800	L600	L400	L200
Section Times	3:25.79 (0:16.98)	3:08.81 [3] (0:14.33)	2:54.48 [3] (0:15.47)	2:39.01 [3] (0:14.97)	2:24.05 [3] (0:15.91)	2:08.13 [4] (0:16.16)	1:51.97 [5] (0:15.40)	1:36.57 [5] (0:15.35)	1:21.22 [6] (0:15.43)	1:05.79 [6] (0:14.76)	0:51.04 [8] (0:15.76)	0:35.28 [8] (0:16.93)	0:18.35 [8] (0:18.48)
Average Speed [km/h]	41.7	50.6	47.0	48.1	45.6	44.9	46.7	47.4	46.9	48.8	45.9	42.7	39.0
Top Speed [km/h]	53.6	53.7	49.5	49.1	47.0	45.1	48.3	48.1	48.0	49.2	48.0	44.4	42.7
Avg. Dist. to Rail [m]	2.4	0.9	1.4	1.5	1.5	1.1	3.2	1.4	1.0	1.2	0.9	1.0	2.1



- [ ] Ranking at each section and finish
- :-:- No data available at this section
- NA No data available

Horse/Jockey Name	Premium Player/Craig D Thornley
Finish Rank	9
Fastest Section Time (Section)	0:14.68 (2000-1800)
Top Speed [km/h] (Section)	50.2 (2400-2200)
Race State	Finished



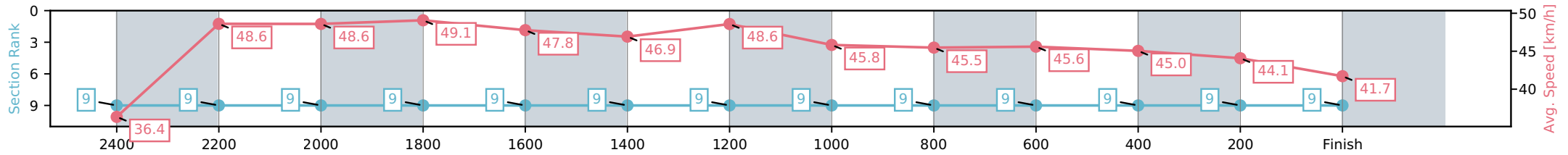
NZ Metropolitan Trotting Club Inc Harness  
 Race 2: TYRE GENERAL TREVOR CRADDOCK MEMORIAL  
 FINAL (HCP TROT) - 2600m



20 March 2026 - 5:54PM

Weather: Cloudy

Section	L2600	L2400	L2200	L2000	L1800	L1600	L1400	L1200	L1000	L800	L600	L400	L200
Section Times	3:27.91 (0:20.37)	3:07.54 [9] (0:14.99)	2:52.55 [9] (0:14.93)	2:37.62 [9] (0:14.68)	2:22.94 [9] (0:15.19)	2:07.76 [9] (0:15.46)	1:52.30 [9] (0:14.82)	1:37.48 [9] (0:15.84)	1:21.64 [9] (0:15.96)	1:05.68 [9] (0:15.78)	0:49.90 [9] (0:16.21)	0:33.68 [9] (0:16.48)	0:17.20 [9] (0:17.29)
Average Speed [km/h]	36.4	48.6	48.6	49.1	47.8	46.9	48.6	45.8	45.5	45.6	45.0	44.1	41.7
Top Speed [km/h]	49.9	50.2	49.7	49.5	48.7	48.2	48.9	47.4	46.9	45.8	45.6	44.6	44.3
Avg. Dist. to Rail [m]	3.3	1.6	1.4	2.1	1.6	1.2	2.7	1.0	1.3	2.5	2.3	1.6	4.8



- [ ] Ranking at each section and finish
- :-:- No data available at this section
- NA No data available