



NZ Metropolitan Trotting Club Inc Harness
 Race 3: FAHEY FENCE HIRE MOBILE PACE - 1980m
 20 March 2026 - 6:19PM



Weather: Cloudy

Field Times (Race Tempo) 2:24.93 (0:11.02) 2:13.91 (0:14.04) 1:59.88 (0:15.02) 1:44.85 (0:15.09) 1:29.76 (0:15.86) 1:13.90 (0:15.16) 0:58.73 (0:14.17) 0:44.56 (0:15.09)

Rank	TAB#	Horse	Overall Time	First 400m	Top Speed km/h (Section)	L1980	L1800	L1600	L1400	L1200	L1000	L800	L600
	(BAR#)	Driver	Margin (DT-W)	Last 600m	Fastest Section (Time)	Start - 1800	1800 - 1600	1600 - 1400	1400 - 1200	1200 - 1000	1000 - 800	800 - 600	600 - 400
1	5	Texas Banner	2:24.93	0:28.03	57.3 (1980 - 1800)	2:24.93	2:13.74 [2]	1:58.88 [6]	1:43.83 [6]	1:28.96 [5]	1:13.28 [4]	0:58.20 [6]	0:44.16 [6]
	(5)	John R Dunn		0:44.16	800-600 (0:14.05)	(0:11.20)	(0:14.85)	(0:15.05)	(0:14.87)	(0:15.68)	(0:15.07)	(0:14.05)	(0:14.98)
2	3	Franco Sublime	2:25.27	0:27.11	57.6 (1980 - 1800)	2:25.27	2:14.25 [1]	2:00.22 [1]	1:44.87 [2]	1:29.76 [2]	1:13.90 [3]	0:58.73 [4]	0:44.58 [5]
	(3)	Craig D Thornley	2.0L (-19)	0:44.56	1800-1600 (0:14.04)	(0:11.02)	(0:14.04)	(0:15.34)	(0:15.11)	(0:15.86)	(0:15.17)	(0:14.15)	(0:15.08)
3	4	Franco Lennon	2:25.39	0:27.68	55.3 (1980 - 1800)	2:25.39	2:13.92 [6]	1:59.69 [4]	1:44.64 [4]	1:29.75 [3]	1:14.08 [2]	0:59.04 [2]	0:44.94 [3]
	(4)	N M Burton	2.6L (-3)	0:44.96	800-600 (0:14.10)	(0:11.47)	(0:14.24)	(0:15.05)	(0:14.89)	(0:15.67)	(0:15.04)	(0:14.10)	(0:15.02)
4	6	Harry's Girl	2:25.46	0:28.30	55.1 (1980 - 1800)	2:25.46	2:13.81 [7]	1:59.28 [7]	1:44.00 [7]	1:29.16 [7]	1:13.50 [7]	0:58.47 [8]	0:44.48 [7]
	(6)	S J Thornley	3.0L (+5)	0:44.47	800-600 (0:13.99)	(0:11.65)	(0:14.53)	(0:15.28)	(0:14.85)	(0:15.66)	(0:15.03)	(0:13.99)	(0:15.23)
5	9	Boy Racer	2:25.54	0:28.63	52.3 (800-600)	2:25.54	2:13.03 [10]	1:58.48 [10]	1:43.37 [10]	1:28.60 [10]	1:13.48 [9]	0:58.86 [5]	0:44.86 [4]
	(9)	W J House	3.5L (+14)	0:44.86	800-600 (0:14.00)	(0:12.51)	(0:14.55)	(0:15.12)	(0:14.77)	(0:15.12)	(0:14.61)	(0:14.00)	(0:15.20)
6	8	Seaside Brucie	2:25.80	0:27.30	55.6 (1980 - 1800)	2:25.80	2:14.50 [3]	2:00.48 [2]	1:45.72 [1]	1:30.63 [1]	1:14.77 [1]	0:59.60 [1]	0:45.41 [2]
	(8)	R T May	5.0L (-11)	0:45.42	1800-1600 (0:14.02)	(0:11.30)	(0:14.02)	(0:14.75)	(0:15.09)	(0:15.86)	(0:15.16)	(0:14.19)	(0:15.07)
7	10	Rakero Falcon	2:26.26	0:28.12	54.1 (1980 - 1800)	2:26.26	2:14.11 [9]	1:59.70 [8]	1:44.68 [8]	1:29.72 [8]	1:13.97 [10]	0:58.89 [10]	0:45.00 [8]
	(10)	R D Close	7.6L (-10)	0:45.01	800-600 (0:13.88)	(0:12.15)	(0:14.41)	(0:15.02)	(0:14.96)	(0:15.75)	(0:15.08)	(0:13.88)	(0:14.86)
8	7	Miki Magnificent	2:27.96	0:28.62	52.3 (1980 - 1800)	2:27.96	2:15.93 [8]	2:01.34 [9]	1:46.13 [9]	1:31.35 [9]	1:16.20 [6]	1:01.58 [3]	0:47.59 [1]
	(7)	B N Orange	17.3L (+8)	0:47.64	800-600 (0:13.99)	(0:12.03)	(0:14.59)	(0:15.21)	(0:14.78)	(0:15.14)	(0:14.62)	(0:13.99)	(0:15.20)
9	2	Lous Pinup Girl	2:29.09	0:27.77	56.2 (1980 - 1800)	2:29.09	2:17.65 [5]	2:03.33 [5]	1:48.03 [5]	1:32.93 [6]	1:17.07 [8]	1:01.88 [9]	0:47.83 [9]
	(2)	T S Chmiel	23.7L (-19)	0:47.88	800-600 (0:14.05)	(0:11.44)	(0:14.32)	(0:15.30)	(0:15.10)	(0:15.85)	(0:15.19)	(0:14.05)	(0:15.10)
10	1	Army Of One	2:31.75	0:27.32	55.6 (1980 - 1800)	2:31.75	2:20.34 [4]	2:06.40 [3]	1:51.03 [3]	1:35.92 [4]	1:20.06 [5]	1:04.80 [7]	0:50.24 [10]
	(1)	S D Iremonger	39.0L (-20)	0:50.29	1800-1600 (0:13.94)	(0:11.41)	(0:13.94)	(0:15.36)	(0:15.11)	(0:15.87)	(0:15.25)	(0:14.57)	(0:15.75)

- [] Position in running at each section and finish
- :-:- No data available at this section
- NA No data available
- DNT Did not track
- TAB# Saddle cloth number
- BAR# Barrier/Gate Position
- DNF Did not finish
- DT-W Distance travelled compared to winner in metres
- Fastest split
- Fastest section



NZ Metropolitan Trotting Club Inc Harness
 Race 3: FAHEY FENCE HIRE MOBILE PACE - 1980m
 20 March 2026 - 6:19PM



Weather: Cloudy

Field Times 0:29.47 0:14.30
 (Race Tempo) (0:15.18) (0:14.30)

Rank	TAB#	Horse	Overall Time	First 400m	Top Speed km/h (Section)	L400	L200						
	(BAR#)	Driver	Margin (DT-W)	Last 600m	Fastest Section (Time)	400 - 200	200 - Finish						
1	5	Texas Banner	2:24.93	0:28.03	57.3 (1980 - 1800)	0:29.18 [4]	0:14.22 [2]						
	(5)	John R Dunn		0:44.16	800-600 (0:14.05)	(0:14.96)	(0:14.22)						
2	3	Franco Sublime	2:25.27	0:27.11	57.6 (1980 - 1800)	0:29.50 [5]	0:14.24 [4]						
	(3)	Craig D Thornley	2.0L (-19)	0:44.56	1800-1600 (0:14.04)	(0:15.26)	(0:14.22)						
3	4	Franco Lennon	2:25.39	0:27.68	55.3 (1980 - 1800)	0:29.92 [2]	0:14.76 [1]						
	(4)	N M Burton	2.6L (-3)	0:44.96	800-600 (0:14.10)	(0:15.17)	(0:14.77)						
4	6	Harry's Girl	2:25.46	0:28.30	55.1 (1980 - 1800)	0:29.25 [8]	0:14.35 [6]						
	(6)	S J Thornley	3.0L (+5)	0:44.47	800-600 (0:13.99)	(0:14.90)	(0:14.34)						
5	9	Boy Racer	2:25.54	0:28.63	52.3 (800-600)	0:29.66 [6]	0:14.50 [5]						
	(9)	W J House	3.5L (+14)	0:44.86	800-600 (0:14.00)	(0:15.16)	(0:14.50)						
6	8	Seaside Brucie	2:25.80	0:27.30	55.6 (1980 - 1800)	0:30.34 [1]	0:15.03 [3]						
	(8)	R T May	5.0L (-11)	0:45.42	1800-1600 (0:14.02)	(0:15.31)	(0:15.04)						
7	10	Rakero Falcon	2:26.26	0:28.12	54.1 (1980 - 1800)	0:30.14 [7]	0:14.96 [7]						
	(10)	R D Close	7.6L (-10)	0:45.01	800-600 (0:13.88)	(0:15.19)	(0:14.96)						
8	7	Miki Magnificent	2:27.96	0:28.62	52.3 (1980 - 1800)	0:32.39 [3]	0:16.28 [8]						
	(7)	B N Orange	17.3L (+8)	0:47.64	800-600 (0:13.99)	(0:16.12)	(0:16.32)						
9	2	Lous Pinup Girl	2:29.09	0:27.77	56.2 (1980 - 1800)	0:32.74 [9]	0:16.82 [9]						
	(2)	T S Chmiel	23.7L (-19)	0:47.88	800-600 (0:14.05)	(0:15.92)	(0:16.86)						
10	1	Army Of One	2:31.75	0:27.32	55.6 (1980 - 1800)	0:34.48 [10]	0:17.46 [10]						
	(1)	S D Iremonger	39.0L (-20)	0:50.29	1800-1600 (0:13.94)	(0:17.02)	(0:17.52)						

[] Position in running at each section and finish TAB# Saddle cloth number
 -:-:- No data available at this section BAR# Barrier/Gate Position
 NA No data available DNF Did not finish
 DNT Did not track DT-W Distance travelled compared to winner in metres

Fastest split
 Fastest section

Horse/Jockey Name	Texas Banner/John R Dunn
Finish Rank	1
Fastest Section Time (Section)	0:14.05 (800-600)
Top Speed [km/h] (Section)	57.3 (1980 - 1800)
Race State	Finished



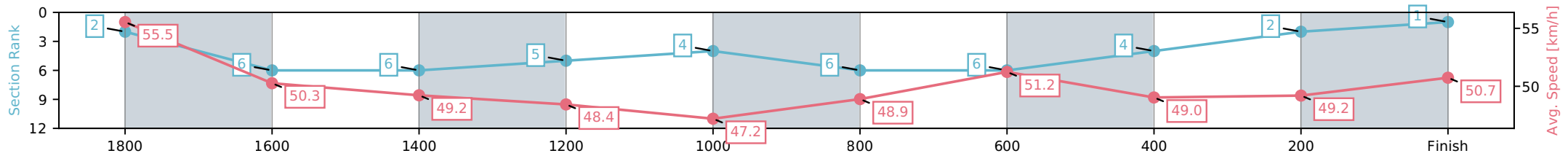
NZ Metropolitan Trotting Club Inc Harness
 Race 3: FAHEY FENCE HIRE MOBILE PACE - 1980m



20 March 2026 - 6:19PM

Weather: Cloudy

Section	L1980	L1800	L1600	L1400	L1200	L1000	L800	L600	L400	L200
Section Times	2:24.93 (0:11.20)	2:13.74 [6] (0:14.85)	1:58.88 [6] (0:15.05)	1:43.83 [5] (0:14.87)	1:28.96 [4] (0:15.68)	1:13.28 [6] (0:15.07)	0:58.20 [6] (0:14.05)	0:44.16 [4] (0:14.98)	0:29.18 [2] (0:14.96)	0:14.22 [1] (0:14.22)
Average Speed [km/h]	55.5	50.3	49.2	48.4	47.2	48.9	51.2	49.0	49.2	50.7
Top Speed [km/h]	57.3	52.2	51.4	48.9	48.4	50.6	51.9	50.3	51.7	51.7
Avg. Dist. to Rail [m]	8.9	5.9	3.8	5.3	3.4	3.2	3.8	3.0	3.7	7.2



- [] Ranking at each section and finish
- :-:- No data available at this section
- NA No data available

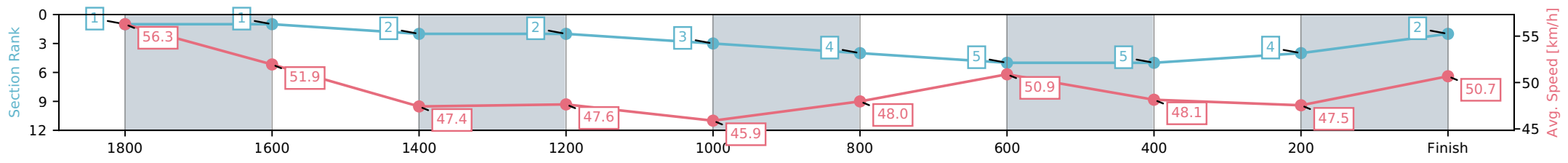
Horse/Jockey Name	Franco Sublime/Craig D Thornley
Finish Rank	2
Fastest Section Time (Section)	0:14.04 (1800-1600)
Top Speed [km/h] (Section)	57.6 (1980 - 1800)
Race State	Finished



NZ Metropolitan Trotting Club Inc Harness
 Race 3: FAHEY FENCE HIRE MOBILE PACE - 1980m
 20 March 2026 - 6:19PM
 Weather: Cloudy



Section	L1980	L1800	L1600	L1400	L1200	L1000	L800	L600	L400	L200
Section Times	2:25.27 (0:11.02)	2:14.25 [1] (0:14.04)	2:00.22 [2] (0:15.34)	1:44.87 [2] (0:15.11)	1:29.76 [3] (0:15.86)	1:13.90 [4] (0:15.17)	0:58.73 [5] (0:14.15)	0:44.58 [5] (0:15.08)	0:29.50 [4] (0:15.26)	0:14.24 [2] (0:14.22)
Average Speed [km/h]	56.3	51.9	47.4	47.6	45.9	48.0	50.9	48.1	47.5	50.7
Top Speed [km/h]	57.6	55.0	49.3	48.3	47.2	50.2	51.6	49.7	49.3	51.7
Avg. Dist. to Rail [m]	6.0	2.4	1.5	3.3	1.5	1.5	2.2	1.5	1.3	1.6



- [] Ranking at each section and finish
- :-:- No data available at this section
- NA No data available

Horse/Jockey Name	Franco Lennon/N M Burton
Finish Rank	3
Fastest Section Time (Section)	0:14.10 (800-600)
Top Speed [km/h] (Section)	55.3 (1980 - 1800)
Race State	Finished



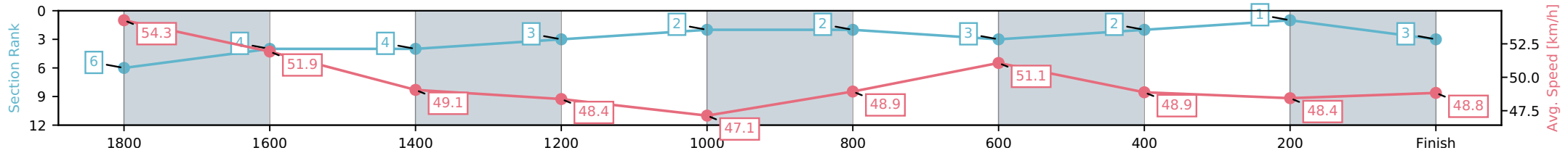
NZ Metropolitan Trotting Club Inc Harness
 Race 3: FAHEY FENCE HIRE MOBILE PACE - 1980m



20 March 2026 - 6:19PM

Weather: Cloudy

Section	L1980	L1800	L1600	L1400	L1200	L1000	L800	L600	L400	L200
Section Times	2:25.39 (0:11.47)	2:13.92 [4] (0:14.24)	1:59.69 [4] (0:15.05)	1:44.64 [3] (0:14.89)	1:29.75 [2] (0:15.67)	1:14.08 [2] (0:15.04)	0:59.04 [3] (0:14.10)	0:44.94 [2] (0:15.02)	0:29.92 [1] (0:15.17)	0:14.76 [3] (0:14.77)
Average Speed [km/h]	54.3	51.9	49.1	48.4	47.1	48.9	51.1	48.9	48.4	48.8
Top Speed [km/h]	55.3	53.4	51.2	49.1	48.4	50.7	51.8	50.1	49.0	49.6
Avg. Dist. to Rail [m]	7.3	4.2	3.4	5.4	3.2	3.0	4.1	3.0	3.2	5.7



- [] Ranking at each section and finish
- :-:- No data available at this section
- NA No data available

Horse/Jockey Name	Harry's Girl/S J Thornley
Finish Rank	4
Fastest Section Time (Section)	0:13.99 (800-600)
Top Speed [km/h] (Section)	55.1 (1980 - 1800)
Race State	Finished



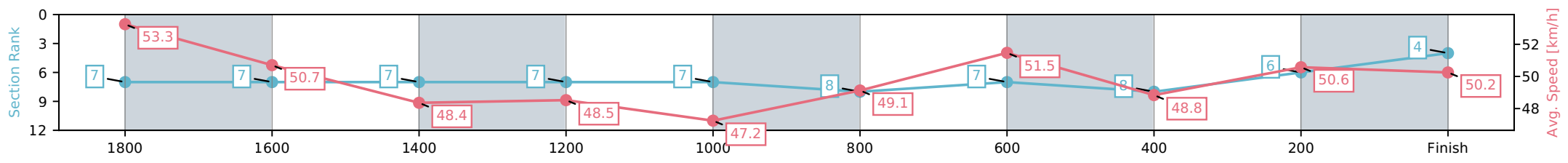
NZ Metropolitan Trotting Club Inc Harness
 Race 3: FAHEY FENCE HIRE MOBILE PACE - 1980m



20 March 2026 - 6:19PM

Weather: Cloudy

Section	L1980	L1800	L1600	L1400	L1200	L1000	L800	L600	L400	L200
Section Times	2:25.46 (0:11.65)	2:13.81 [7] (0:14.53)	1:59.28 [7] (0:15.28)	1:44.00 [7] (0:14.85)	1:29.16 [7] (0:15.66)	1:13.50 [8] (0:15.03)	0:58.47 [7] (0:13.99)	0:44.48 [8] (0:15.23)	0:29.25 [6] (0:14.90)	0:14.35 [4] (0:14.34)
Average Speed [km/h]	53.3	50.7	48.4	48.5	47.2	49.1	51.5	48.8	50.6	50.2
Top Speed [km/h]	55.1	52.2	49.0	48.9	48.8	51.7	52.5	50.2	52.2	52.2
Avg. Dist. to Rail [m]	9.9	4.1	3.5	5.4	3.4	3.5	5.8	4.7	7.2	9.7



- [] Ranking at each section and finish
- :-:- No data available at this section
- NA No data available

Horse/Jockey Name	Boy Racer/W J House
Finish Rank	5
Fastest Section Time (Section)	0:14.00 (800-600)
Top Speed [km/h] (Section)	52.3 (800-600)
Race State	Finished



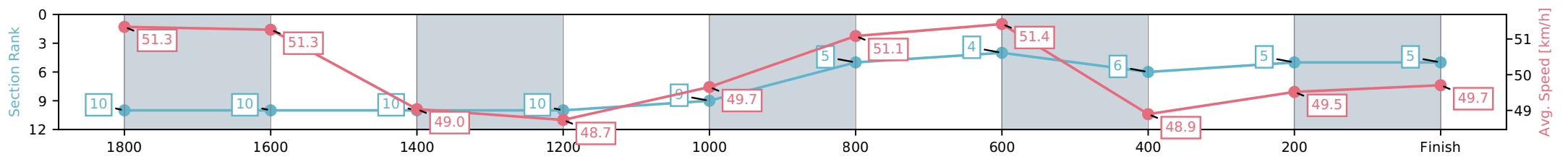
NZ Metropolitan Trotting Club Inc Harness
 Race 3: FAHEY FENCE HIRE MOBILE PACE - 1980m



20 March 2026 - 6:19PM

Weather: Cloudy

Section	L1980	L1800	L1600	L1400	L1200	L1000	L800	L600	L400	L200
Section Times	2:25.54 (0:12.51)	2:13.03 [10] (0:14.55)	1:58.48 [10] (0:15.12)	1:43.37 [10] (0:14.77)	1:28.60 [9] (0:15.12)	1:13.48 [5] (0:14.61)	0:58.86 [4] (0:14.00)	0:44.86 [6] (0:15.20)	0:29.66 [5] (0:15.16)	0:14.50 [5] (0:14.50)
Average Speed [km/h]	51.3	51.3	49.0	48.7	49.7	51.1	51.4	48.9	49.5	49.7
Top Speed [km/h]	52.2	52.3	51.9	49.7	51.0	51.5	52.3	49.7	50.2	50.3
Avg. Dist. to Rail [m]	12.6	6.0	3.9	5.9	5.1	4.9	5.8	4.7	6.1	7.4



[] Ranking at each section and finish
 -:-:- No data available at this section
 NA No data available

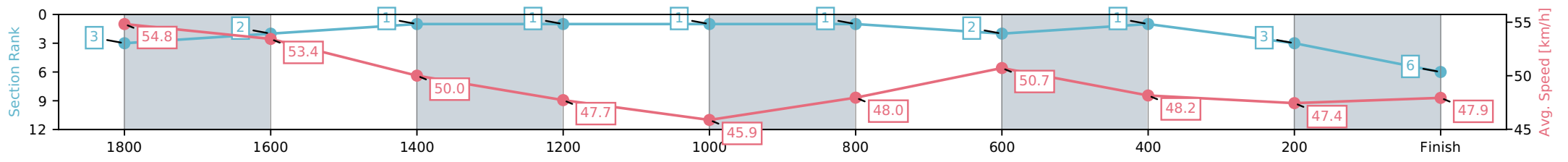
Horse/Jockey Name	Seaside Brucie/R T May
Finish Rank	6
Fastest Section Time (Section)	0:14.02 (1800-1600)
Top Speed [km/h] (Section)	55.6 (1980 - 1800)
Race State	Finished



NZ Metropolitan Trotting Club Inc Harness
 Race 3: FAHEY FENCE HIRE MOBILE PACE - 1980m
 20 March 2026 - 6:19PM
 Weather: Cloudy



Section	L1980	L1800	L1600	L1400	L1200	L1000	L800	L600	L400	L200
Section Times	2:25.80 (0:11.30)	2:14.50 [2] (0:14.02)	2:00.48 [1] (0:14.75)	1:45.72 [1] (0:15.09)	1:30.63 [1] (0:15.86)	1:14.77 [1] (0:15.16)	0:59.60 [2] (0:14.19)	0:45.41 [1] (0:15.07)	0:30.34 [3] (0:15.31)	0:15.03 [6] (0:15.04)
Average Speed [km/h]	54.8	53.4	50.0	47.7	45.9	48.0	50.7	48.2	47.4	47.9
Top Speed [km/h]	55.6	54.4	52.6	48.9	47.2	49.9	51.3	49.9	48.3	48.4
Avg. Dist. to Rail [m]	12.4	6.9	3.2	3.7	1.4	1.4	2.4	1.5	1.5	3.6



- [] Ranking at each section and finish
- :-:- No data available at this section
- NA No data available

Horse/Jockey Name	Rakero Falcon/R D Close
Finish Rank	7
Fastest Section Time (Section)	0:13.88 (800-600)
Top Speed [km/h] (Section)	54.1 (1980 - 1800)
Race State	Finished



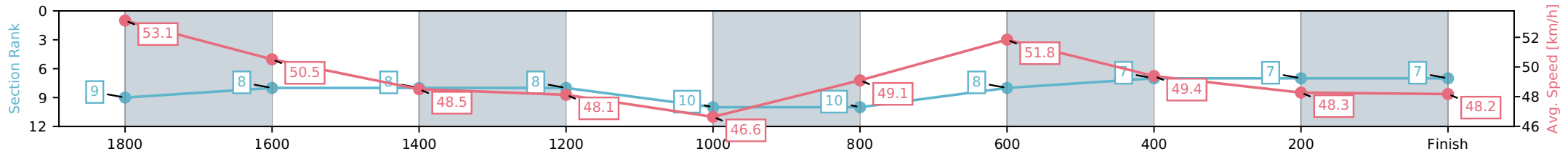
NZ Metropolitan Trotting Club Inc Harness
 Race 3: FAHEY FENCE HIRE MOBILE PACE - 1980m



20 March 2026 - 6:19PM

Weather: Cloudy

Section	L1980	L1800	L1600	L1400	L1200	L1000	L800	L600	L400	L200
Section Times	2:26.26 (0:12.15)	2:14.11 [8] (0:14.41)	1:59.70 [8] (0:15.02)	1:44.68 [8] (0:14.96)	1:29.72 [10] (0:15.75)	1:13.97 [10] (0:15.08)	0:58.89 [8] (0:13.88)	0:45.00 [7] (0:14.86)	0:30.14 [7] (0:15.19)	0:14.96 [7] (0:14.96)
Average Speed [km/h]	53.1	50.5	48.5	48.1	46.6	49.1	51.8	49.4	48.3	48.2
Top Speed [km/h]	54.1	52.3	49.1	49.1	48.8	51.0	52.9	50.6	49.5	49.7
Avg. Dist. to Rail [m]	3.1	2.0	1.7	3.3	2.5	3.7	5.4	3.0	2.8	5.0



- [] Ranking at each section and finish
- :-:- No data available at this section
- NA No data available

Horse/Jockey Name	Miki Magnificent/B N Orange
Finish Rank	8
Fastest Section Time (Section)	0:13.99 (800-600)
Top Speed [km/h] (Section)	52.3 (1980 - 1800)
Race State	Finished



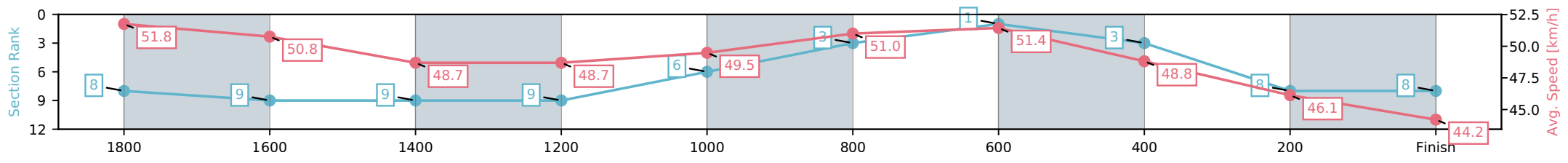
NZ Metropolitan Trotting Club Inc Harness
 Race 3: FAHEY FENCE HIRE MOBILE PACE - 1980m



20 March 2026 - 6:19PM

Weather: Cloudy

Section	L1980	L1800	L1600	L1400	L1200	L1000	L800	L600	L400	L200
Section Times	2:27.96 (0:12.03)	2:15.93 [9] (0:14.59)	2:01.34 [9] (0:15.21)	1:46.13 [9] (0:14.78)	1:31.35 [6] (0:15.14)	1:16.20 [3] (0:14.62)	1:01.58 [1] (0:13.99)	0:47.59 [3] (0:15.20)	0:32.39 [8] (0:16.12)	0:16.28 [8] (0:16.32)
Average Speed [km/h]	51.8	50.8	48.7	48.7	49.5	51.0	51.4	48.8	46.1	44.2
Top Speed [km/h]	52.3	51.8	51.2	49.8	50.8	52.0	52.2	49.6	47.8	45.8
Avg. Dist. to Rail [m]	10.8	4.5	3.7	5.6	4.9	4.7	5.6	4.5	4.9	6.2



[] Ranking at each section and finish
 -:-:- No data available at this section
 NA No data available

Horse/Jockey Name	Lous Pinup Girl/T S Chmiel
Finish Rank	9
Fastest Section Time (Section)	0:14.05 (800-600)
Top Speed [km/h] (Section)	56.2 (1980 - 1800)
Race State	Finished



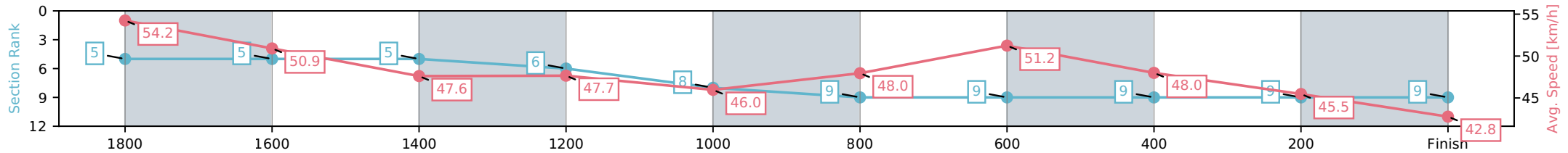
NZ Metropolitan Trotting Club Inc Harness
 Race 3: FAHEY FENCE HIRE MOBILE PACE - 1980m



20 March 2026 - 6:19PM

Weather: Cloudy

Section	L1980	L1800	L1600	L1400	L1200	L1000	L800	L600	L400	L200
Section Times	2:29.09 (0:11.44)	2:17.65 [5] (0:14.32)	2:03.33 [5] (0:15.30)	1:48.03 [6] (0:15.10)	1:32.93 [8] (0:15.85)	1:17.07 [9] (0:15.19)	1:01.88 [9] (0:14.05)	0:47.83 [9] (0:15.10)	0:32.74 [9] (0:15.92)	0:16.82 [9] (0:16.86)
Average Speed [km/h]	54.2	50.9	47.6	47.7	46.0	48.0	51.2	48.0	45.5	42.8
Top Speed [km/h]	56.2	52.5	50.1	48.8	47.0	50.7	51.8	49.9	46.2	44.4
Avg. Dist. to Rail [m]	4.4	2.3	1.7	3.6	1.6	1.8	3.5	1.1	1.1	2.7



- [] Ranking at each section and finish
- :-:- No data available at this section
- NA No data available

Horse/Jockey Name	Army Of One/S D Iremonger
Finish Rank	10
Fastest Section Time (Section)	0:13.94 (1800-1600)
Top Speed [km/h] (Section)	55.6 (1980 - 1800)
Race State	Finished



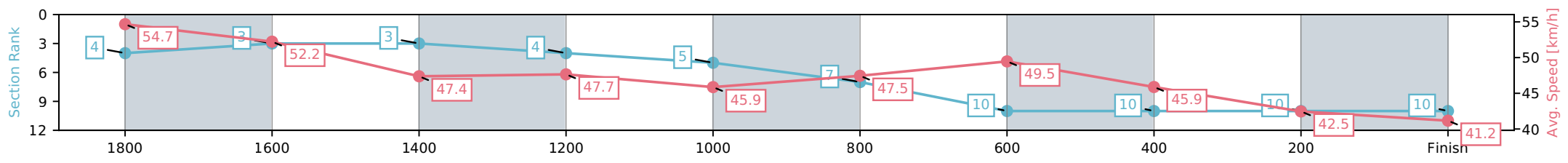
NZ Metropolitan Trotting Club Inc Harness
 Race 3: FAHEY FENCE HIRE MOBILE PACE - 1980m



20 March 2026 - 6:19PM

Weather: Cloudy

Section	L1980	L1800	L1600	L1400	L1200	L1000	L800	L600	L400	L200
Section Times	2:31.75 (0:11.41)	2:20.34 [3] (0:13.94)	2:06.40 [3] (0:15.36)	1:51.03 [4] (0:15.11)	1:35.92 [5] (0:15.87)	1:20.06 [7] (0:15.25)	1:04.80 [10] (0:14.57)	0:50.24 [10] (0:15.75)	0:34.48 [10] (0:17.02)	0:17.46 [10] (0:17.52)
Average Speed [km/h]	54.7	52.2	47.4	47.7	45.9	47.5	49.5	45.9	42.5	41.2
Top Speed [km/h]	55.6	54.9	49.3	48.6	47.2	49.0	50.2	48.1	43.9	42.1
Avg. Dist. to Rail [m]	2.5	1.7	1.6	3.3	1.4	0.8	1.1	0.8	0.9	2.4



- [] Ranking at each section and finish
- :-:- No data available at this section
- NA No data available