



NZ Metropolitan Trotting Club Inc Harness
 Race 4: GALLAGHERS HANDICAP TROT - 2600m
 20 March 2026 - 6:50PM



Weather: Cloudy

Field Times (Race Tempo) 3:19.69 (0:16.43) 3:03.26 (0:14.84) 2:48.43 (0:15.83) 2:32.59 (0:15.32) 2:17.27 (0:15.94) 2:01.33 (0:15.79) 1:45.55 (0:15.01) 1:30.53 (0:15.73)

Rank	TAB#	Horse	Overall Time	First 400m	Top Speed km/h (Section)	L2600	L2400	L2200	L2000	L1800	L1600	L1400	L1200
	(BAR#)	Driver	Margin (DT-W)	Last 600m	Fastest Section (Time)	Start - 2400	2400 - 2200	2200 - 2000	2000 - 1800	1800 - 1600	1600 - 1400	1400 - 1200	1200 - 1000
1	4	Prestigious	3:19.69	0:31.53	52.2 (200-0)	3:19.69	3:03.26 [1]	2:48.16 [2]	2:32.20 [2]	2:16.90 [2]	2:00.96 [2]	1:45.17 [2]	1:30.21 [2]
	(4)	K A Butt		0:44.55	200-0 (0:14.22)	(0:16.43)	(0:15.10)	(0:15.96)	(0:15.30)	(0:15.94)	(0:15.79)	(0:14.96)	(0:15.74)
2	2	Wanna Play A Game	3:20.17	0:32.83	50.2 (800-600)	3:20.17	3:02.63 [5]	2:47.34 [5]	2:31.56 [5]	2:16.24 [5]	2:00.34 [5]	1:44.58 [5]	1:29.90 [5]
	(2)	R T May	2.8L (+14)	0:44.88	800-600 (0:14.45)	(0:17.54)	(0:15.29)	(0:15.78)	(0:15.32)	(0:15.90)	(0:15.76)	(0:14.68)	(0:15.39)
3	6	Hoof It Hagrid	3:20.18	0:31.26	51.7 (2400-2200)	3:20.18	3:03.62 [2]	2:48.92 [1]	2:33.08 [1]	2:17.76 [1]	2:01.82 [1]	1:46.04 [1]	1:31.02 [1]
	(U2)	John R Dunn	2.8L (+4)	0:45.41	800-600 (0:14.60)	(0:16.56)	(0:14.70)	(0:15.83)	(0:15.32)	(0:15.94)	(0:15.79)	(0:15.01)	(0:15.73)
4	7	Miles Away	3:20.27	0:33.67	51.7 (400-200)	3:20.27	3:01.93 [7]	2:46.60 [7]	2:30.89 [7]	2:15.61 [7]	1:59.75 [7]	1:44.00 [7]	1:29.36 [8]
	(1)	S J Thornley	3.3L (+16)	0:44.41	800-600 (0:14.43)	(0:18.34)	(0:15.33)	(0:15.71)	(0:15.27)	(0:15.87)	(0:15.74)	(0:14.64)	(0:15.42)
5	1	MM Sunshine	3:20.67	0:32.42	50.2 (800-600)	3:20.67	3:03.27 [4]	2:48.25 [4]	2:32.48 [4]	2:17.16 [4]	2:01.29 [4]	1:45.53 [4]	1:30.71 [4]
	(1)	R D Holmes	5.6L (+10)	0:45.77	800-600 (0:14.49)	(0:17.40)	(0:15.02)	(0:15.78)	(0:15.31)	(0:15.87)	(0:15.76)	(0:14.82)	(0:15.36)
6	8	Petite Trixton	3:20.86	0:34.24	51.6 (200-0)	3:20.86	3:02.20 [8]	2:46.62 [8]	2:31.04 [8]	2:15.78 [8]	1:59.97 [9]	1:44.17 [9]	1:29.63 [9]
	(2)	S E O'Reilly	1.0L (+16)	0:44.67	800-600 (0:14.34)	(0:18.66)	(0:15.58)	(0:15.58)	(0:15.26)	(0:15.80)	(0:15.81)	(0:14.54)	(0:15.49)
7	3	T K Megastar	3:21.35	0:31.87	50.5 (2600 - 2400)	3:21.35	3:04.60 [3]	2:49.48 [3]	2:33.53 [3]	2:18.20 [3]	2:02.30 [3]	1:46.51 [3]	1:31.57 [3]
	(3)	J F Curtin	9.5L (-2)	0:45.93	800-600 (0:14.66)	(0:16.75)	(0:15.12)	(0:15.96)	(0:15.33)	(0:15.90)	(0:15.78)	(0:14.94)	(0:15.74)
8	9	Millie Let Loose	3:21.57	0:33.24	50.4 (800-600)	3:21.57	3:03.65 [6]	2:48.33 [6]	2:32.58 [6]	2:17.28 [6]	2:01.40 [6]	1:45.65 [6]	1:30.99 [6]
	(3)	J C Morrison	10.8L (+16)	0:46.05	800-600 (0:14.46)	(0:17.92)	(0:15.32)	(0:15.75)	(0:15.30)	(0:15.88)	(0:15.74)	(0:14.66)	(0:15.40)
9	5	Loveyou To Da Skye	3:24.82	0:34.91	51.5 (1200-1000)	3:24.82	3:05.49 [10]	2:49.91 [10]	2:34.49 [9]	2:19.37 [9]	2:03.99 [8]	1:48.38 [8]	1:33.95 [7]
	(U1)	G D Smith	29.3L (-5)	0:48.84	1400-1200 (0:14.44)	(0:19.33)	(0:15.58)	(0:15.42)	(0:15.12)	(0:15.38)	(0:15.61)	(0:14.44)	(0:15.02)
10	10	Forgiveness	3:47.47	0:34.79	47.8 (2400-2200)	3:47.47	3:28.46 [9]	3:12.68 [9]	2:51.11 [10]	2:34.98 [10]	2:18.39 [10]	2:01.72 [10]	1:45.98 [10]
	(U1)	W J House	158.8L (+28)	0:53.88	1400-1200 (0:15.74)	(0:19.01)	(0:15.78)	(0:21.57)	(0:16.13)	(0:16.58)	(0:16.68)	(0:15.74)	(0:17.24)

- [] Position in running at each section and finish
- :-:- No data available at this section
- NA No data available
- DNT Did not track
- TAB# Saddle cloth number
- BAR# Barrier/Gate Position
- DNF Did not finish
- DT-W Distance travelled compared to winner in metres
- Fastest split
- Fastest section



NZ Metropolitan Trotting Club Inc Harness
 Race 4: GALLAGHERS HANDICAP TROT - 2600m
 20 March 2026 - 6:50PM



Weather: Cloudy

Field Times
 (Race Tempo) 1:14.81 0:59.51 0:44.91 0:29.94 0:14.50
 (0:15.29) (0:14.60) (0:14.97) (0:15.44) (0:14.50)

Rank	TAB#	Horse	Overall Time	First 400m	Top Speed km/h (Section)	L1000	L800	L600	L400	L200			
	(BAR#)	Driver	Margin (DT-W)	Last 600m	Fastest Section (Time)	1000 - 800	800 - 600	600 - 400	400 - 200	200 - Finish			
1	4	Prestigious	3:19.69	0:31.53	52.2 (200-0)	1:14.47 [2]	0:59.20 [3]	0:44.56 [3]	0:29.56 [3]	0:14.22 [4]			
	(4)	K A Butt		0:44.55	200-0 (0:14.22)	(0:15.28)	(0:14.63)	(0:15.00)	(0:15.33)	(0:14.22)			
2	2	Wanna Play A Game	3:20.17	0:32.83	50.2 (800-600)	1:14.51 [5]	0:59.38 [4]	0:44.93 [4]	0:29.94 [4]	0:14.93 [3]			
	(2)	R T May	2.8L (+14)	0:44.88	800-600 (0:14.45)	(0:15.13)	(0:14.45)	(0:14.99)	(0:15.01)	(0:14.88)			
3	6	Hoof It Hagrid	3:20.18	0:31.26	51.7 (2400-2200)	1:15.30 [1]	1:00.00 [1]	0:45.40 [1]	0:30.43 [1]	0:14.99 [1]			
	(U2)	John R Dunn	2.8L (+4)	0:45.41	800-600 (0:14.60)	(0:15.29)	(0:14.60)	(0:14.97)	(0:15.44)	(0:15.00)			
4	7	Miles Away	3:20.27	0:33.67	51.7 (400-200)	1:13.94 [8]	0:58.84 [8]	0:44.41 [7]	0:29.36 [7]	0:14.61 [6]			
	(1)	S J Thornley	3.3L (+16)	0:44.41	800-600 (0:14.43)	(0:15.10)	(0:14.43)	(0:15.05)	(0:14.75)	(0:14.61)			
5	1	MM Sunshine	3:20.67	0:32.42	50.2 (800-600)	1:15.36 [3]	1:00.24 [2]	0:45.75 [2]	0:30.68 [2]	0:15.44 [2]			
	(1)	R D Holmes	5.6L (+10)	0:45.77	800-600 (0:14.49)	(0:15.11)	(0:14.49)	(0:15.07)	(0:15.24)	(0:15.46)			
6	8	Petite Trixton	3:20.86	0:34.24	51.6 (200-0)	1:14.14 [9]	0:58.99 [9]	0:44.65 [9]	0:29.60 [8]	0:14.80 [8]			
	(2)	S E O'Reilly	1.0L (+16)	0:44.67	800-600 (0:14.34)	(0:15.14)	(0:14.34)	(0:15.04)	(0:14.80)	(0:14.83)			
7	3	T K Megastar	3:21.35	0:31.87	50.5 (2600 - 2400)	1:15.83 [4]	1:00.55 [5]	0:45.89 [5]	0:30.88 [5]	0:15.51 [7]			
	(3)	J F Curtin	9.5L (-2)	0:45.93	800-600 (0:14.66)	(0:15.28)	(0:14.66)	(0:15.01)	(0:15.38)	(0:15.54)			
8	9	Millie Let Loose	3:21.57	0:33.24	50.4 (800-600)	1:15.59 [7]	1:00.47 [6]	0:46.02 [6]	0:30.95 [6]	0:15.97 [5]			
	(3)	J C Morrison	10.8L (+16)	0:46.05	800-600 (0:14.46)	(0:15.12)	(0:14.46)	(0:15.07)	(0:14.97)	(0:16.01)			
9	5	Loveyou To Da Skye	3:24.82	0:34.91	51.5 (1200-1000)	1:18.93 [6]	1:03.55 [7]	0:48.80 [8]	0:33.54 [9]	0:18.13 [9]			
	(U1)	G D Smith	29.3L (-5)	0:48.84	1400-1200 (0:14.44)	(0:15.38)	(0:14.75)	(0:15.26)	(0:15.41)	(0:18.17)			
10	10	Forgiveness	3:47.47	0:34.79	47.8 (2400-2200)	1:28.74 [10]	1:10.70 [10]	0:53.78 [10]	0:36.11 [10]	0:17.69 [10]			
	(U1)	W J House	158.8L (+28)	0:53.88	1400-1200 (0:15.74)	(0:18.04)	(0:16.92)	(0:17.67)	(0:18.42)	(0:17.79)			

[] Position in running at each section and finish TAB# Saddle cloth number
 -:-:- No data available at this section BAR# Barrier/Gate Position
 NA No data available DNF Did not finish
 DNT Did not track DT-W Distance travelled compared to winner in metres

Fastest split
 Fastest section

Horse/Jockey Name	Prestigious/K A Butt
Finish Rank	1
Fastest Section Time (Section)	0:14.22 (200-0)
Top Speed [km/h] (Section)	52.2 (200-0)
Race State	Finished



NZ Metropolitan Trotting Club Inc Harness

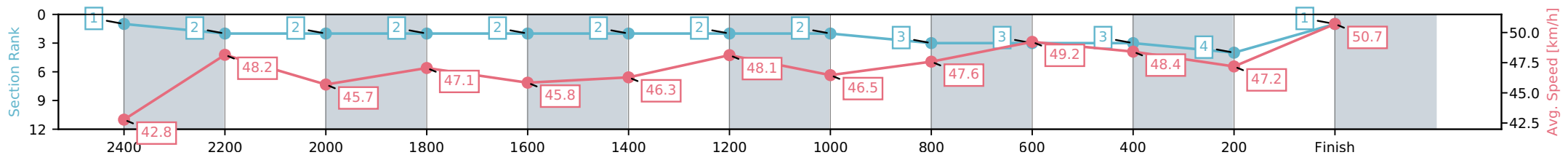
Race 4: GALLAGHERS HANDICAP TROT - 2600m



20 March 2026 - 6:50PM

Weather: Cloudy

Section	L2600	L2400	L2200	L2000	L1800	L1600	L1400	L1200	L1000	L800	L600	L400	L200
Section Times	3:19.69 (0:16.43)	3:03.26 [2] (0:15.10)	2:48.16 [2] (0:15.96)	2:32.20 [2] (0:15.30)	2:16.90 [2] (0:15.94)	2:00.96 [2] (0:15.79)	1:45.17 [2] (0:14.96)	1:30.21 [2] (0:15.74)	1:14.47 [3] (0:15.28)	0:59.20 [3] (0:14.63)	0:44.56 [3] (0:15.00)	0:29.56 [4] (0:15.33)	0:14.22 [1] (0:14.22)
Average Speed [km/h]	42.8	48.2	45.7	47.1	45.8	46.3	48.1	46.5	47.6	49.2	48.4	47.2	50.7
Top Speed [km/h]	52.1	50.9	46.5	47.6	46.9	47.4	48.6	48.0	48.1	49.7	49.7	49.2	52.2
Avg. Dist. to Rail [m]	8.0	1.5	1.7	2.3	2.4	2.1	5.0	2.0	1.7	2.5	1.6	1.0	2.2



[] Ranking at each section and finish
 -:-:- No data available at this section
 NA No data available

Horse/Jockey Name	Wanna Play A Game/R T May
Finish Rank	2
Fastest Section Time (Section)	0:14.45 (800-600)
Top Speed [km/h] (Section)	50.2 (800-600)
Race State	Finished



NZ Metropolitan Trotting Club Inc Harness

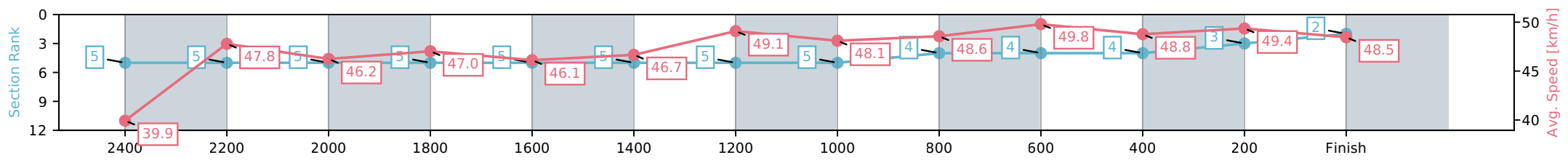
Race 4: GALLAGHERS HANDICAP TROT - 2600m



20 March 2026 - 6:50PM

Weather: Cloudy

Section	L2600	L2400	L2200	L2000	L1800	L1600	L1400	L1200	L1000	L800	L600	L400	L200
Section Times	3:20.17 (0:17.54)	3:02.63 [5] (0:15.29)	2:47.34 [5] (0:15.78)	2:31.56 [5] (0:15.32)	2:16.24 [5] (0:15.90)	2:00.34 [5] (0:15.76)	1:44.58 [5] (0:14.68)	1:29.90 [5] (0:15.39)	1:14.51 [4] (0:15.13)	0:59.38 [4] (0:14.45)	0:44.93 [4] (0:14.99)	0:29.94 [3] (0:15.01)	0:14.93 [2] (0:14.88)
Average Speed [km/h]	39.9	47.8	46.2	47.0	46.1	46.7	49.1	48.1	48.6	49.8	48.8	49.4	48.5
Top Speed [km/h]	46.9	48.3	47.8	47.8	47.5	49.1	49.8	49.1	49.6	50.2	49.3	49.9	49.7
Avg. Dist. to Rail [m]	3.7	2.1	2.0	2.8	2.9	3.0	6.5	3.5	3.0	3.7	2.4	4.7	8.3



[] Ranking at each section and finish
 -:-:- No data available at this section
 NA No data available

Horse/Jockey Name	Hoof It Hagrid/John R Dunn
Finish Rank	3
Fastest Section Time (Section)	0:14.60 (800-600)
Top Speed [km/h] (Section)	51.7 (2400-2200)
Race State	Finished



NZ Metropolitan Trotting Club Inc Harness

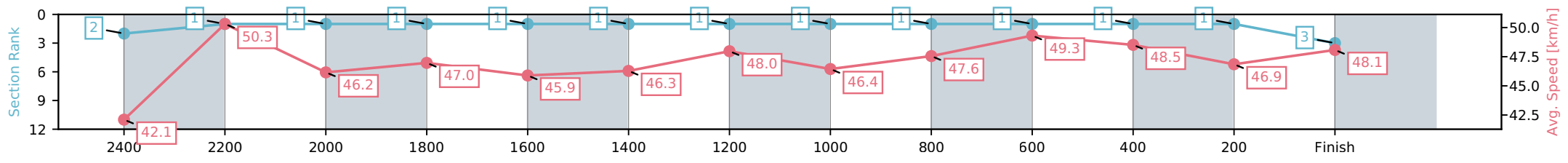
Race 4: GALLAGHERS HANDICAP TROT - 2600m



20 March 2026 - 6:50PM

Weather: Cloudy

Section	L2600	L2400	L2200	L2000	L1800	L1600	L1400	L1200	L1000	L800	L600	L400	L200
Section Times	3:20.18 (0:16.56)	3:03.62 [1] (0:14.70)	2:48.92 [1] (0:15.83)	2:33.08 [1] (0:15.32)	2:17.76 [1] (0:15.94)	2:01.82 [1] (0:15.79)	1:46.04 [1] (0:15.01)	1:31.02 [1] (0:15.73)	1:15.30 [1] (0:15.29)	1:00.00 [1] (0:14.60)	0:45.40 [1] (0:14.97)	0:30.43 [1] (0:15.44)	0:14.99 [3] (0:15.00)
Average Speed [km/h]	42.1	50.3	46.2	47.0	45.9	46.3	48.0	46.4	47.6	49.3	48.5	46.9	48.1
Top Speed [km/h]	51.4	51.7	48.4	47.4	46.7	47.6	48.5	47.8	48.4	49.8	49.8	48.1	49.3
Avg. Dist. to Rail [m]	11.7	3.6	2.2	2.4	2.5	2.2	5.0	2.0	1.6	2.6	1.6	1.2	4.2



- [] Ranking at each section and finish
- :-:- No data available at this section
- NA No data available

Horse/Jockey Name	Miles Away/S J Thornley
Finish Rank	4
Fastest Section Time (Section)	0:14.43 (800-600)
Top Speed [km/h] (Section)	51.7 (400-200)
Race State	Finished



NZ Metropolitan Trotting Club Inc Harness

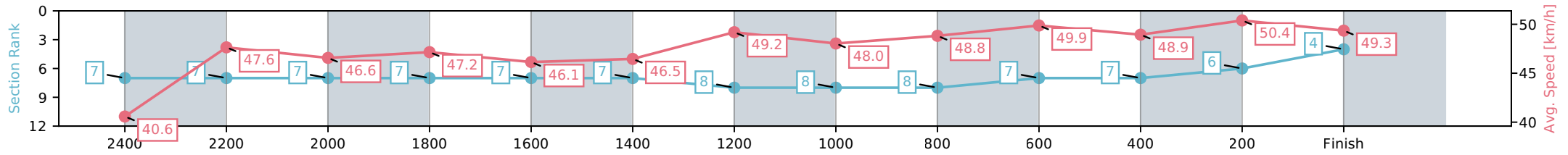
Race 4: GALLAGHERS HANDICAP TROT - 2600m



20 March 2026 - 6:50PM

Weather: Cloudy

Section	L2600	L2400	L2200	L2000	L1800	L1600	L1400	L1200	L1000	L800	L600	L400	L200
Section Times	3:20.27 (0:18.34)	3:01.93 [7] (0:15.33)	2:46.60 [7] (0:15.71)	2:30.89 [7] (0:15.27)	2:15.61 [7] (0:15.87)	1:59.75 [7] (0:15.74)	1:44.00 [8] (0:14.64)	1:29.36 [8] (0:15.42)	1:13.94 [8] (0:15.10)	0:58.84 [7] (0:14.43)	0:44.41 [7] (0:15.05)	0:29.36 [6] (0:14.75)	0:14.61 [4] (0:14.61)
Average Speed [km/h]	40.6	47.6	46.6	47.2	46.1	46.5	49.2	48.0	48.8	49.9	48.9	50.4	49.3
Top Speed [km/h]	48.9	48.7	49.0	48.0	47.6	49.3	49.8	49.9	49.6	50.4	49.7	51.7	51.1
Avg. Dist. to Rail [m]	3.3	2.0	2.2	2.9	2.8	2.5	6.8	3.6	3.4	4.5	3.4	5.3	10.1



- [] Ranking at each section and finish
- :-:- No data available at this section
- NA No data available

Horse/Jockey Name	MM Sunshine/R D Holmes
Finish Rank	5
Fastest Section Time (Section)	0:14.49 (800-600)
Top Speed [km/h] (Section)	50.2 (800-600)
Race State	Finished



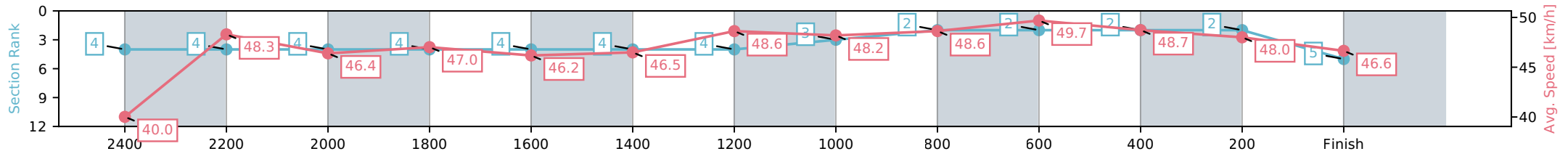
NZ Metropolitan Trotting Club Inc Harness
Race 4: GALLAGHERS HANDICAP TROT - 2600m



20 March 2026 - 6:50PM

Weather: Cloudy

Section	L2600	L2400	L2200	L2000	L1800	L1600	L1400	L1200	L1000	L800	L600	L400	L200
Section Times	3:20.67 (0:17.40)	3:03.27 [4] (0:15.02)	2:48.25 [4] (0:15.78)	2:32.48 [4] (0:15.31)	2:17.16 [4] (0:15.87)	2:01.29 [4] (0:15.76)	1:45.53 [4] (0:14.82)	1:30.71 [3] (0:15.36)	1:15.36 [2] (0:15.11)	1:00.24 [2] (0:14.49)	0:45.75 [2] (0:15.07)	0:30.68 [2] (0:15.24)	0:15.44 [5] (0:15.46)
Average Speed [km/h]	40.0	48.3	46.4	47.0	46.2	46.5	48.6	48.2	48.6	49.7	48.7	48.0	46.6
Top Speed [km/h]	48.7	48.7	47.8	47.8	47.3	47.6	49.5	49.5	49.4	50.2	49.4	48.6	48.6
Avg. Dist. to Rail [m]	1.3	1.1	2.2	2.9	2.9	2.5	5.5	3.5	3.1	4.2	3.1	2.7	6.1



- [] Ranking at each section and finish
- :-:- No data available at this section
- NA No data available

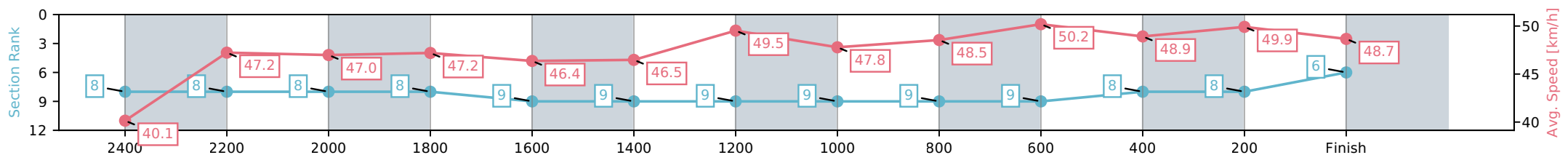
Horse/Jockey Name	Petite Trixton/S E O'Reilly
Finish Rank	6
Fastest Section Time (Section)	0:14.34 (800-600)
Top Speed [km/h] (Section)	51.6 (200-0)
Race State	Finished



NZ Metropolitan Trotting Club Inc Harness
 Race 4: GALLAGHERS HANDICAP TROT - 2600m
 20 March 2026 - 6:50PM
 Weather: Cloudy



Section	L2600	L2400	L2200	L2000	L1800	L1600	L1400	L1200	L1000	L800	L600	L400	L200
Section Times	3:20.86 (0:18.66)	3:02.20 [8] (0:15.58)	2:46.62 [8] (0:15.58)	2:31.04 [8] (0:15.26)	2:15.78 [9] (0:15.80)	1:59.97 [9] (0:15.81)	1:44.17 [9] (0:14.54)	1:29.63 [9] (0:15.49)	1:14.14 [9] (0:15.14)	0:58.99 [9] (0:14.34)	0:44.65 [8] (0:15.04)	0:29.60 [8] (0:14.80)	0:14.80 [6] (0:14.83)
Average Speed [km/h]	40.1	47.2	47.0	47.2	46.4	46.5	49.5	47.8	48.5	50.2	48.9	49.9	48.7
Top Speed [km/h]	48.4	48.7	49.2	47.6	48.0	49.0	50.2	49.0	49.7	51.0	49.8	51.2	51.6
Avg. Dist. to Rail [m]	7.0	3.0	2.4	3.2	3.0	2.9	6.8	3.5	3.1	4.4	3.3	4.5	11.9



[] Ranking at each section and finish
 -:-:- No data available at this section
 NA No data available

Horse/Jockey Name	T K Megastar/J F Curtin
Finish Rank	7
Fastest Section Time (Section)	0:14.66 (800-600)
Top Speed [km/h] (Section)	50.5 (2600 - 2400)
Race State	Finished



NZ Metropolitan Trotting Club Inc Harness

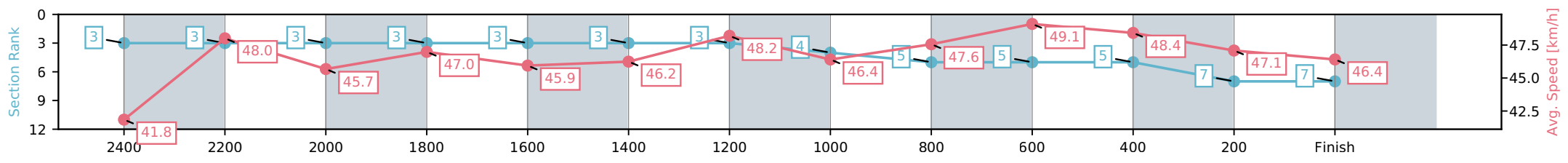
Race 4: GALLAGHERS HANDICAP TROT - 2600m



20 March 2026 - 6:50PM

Weather: Cloudy

Section	L2600	L2400	L2200	L2000	L1800	L1600	L1400	L1200	L1000	L800	L600	L400	L200
Section Times	3:21.35 (0:16.75)	3:04.60 [3] (0:15.12)	2:49.48 [3] (0:15.96)	2:33.53 [3] (0:15.33)	2:18.20 [3] (0:15.90)	2:02.30 [3] (0:15.78)	1:46.51 [3] (0:14.94)	1:31.57 [4] (0:15.74)	1:15.83 [5] (0:15.28)	1:00.55 [5] (0:14.66)	0:45.89 [5] (0:15.01)	0:30.88 [7] (0:15.38)	0:15.51 [7] (0:15.54)
Average Speed [km/h]	41.8	48.0	45.7	47.0	45.9	46.2	48.2	46.4	47.6	49.1	48.4	47.1	46.4
Top Speed [km/h]	50.5	50.1	46.8	47.5	47.1	47.2	48.5	48.1	48.4	49.7	49.5	48.6	48.8
Avg. Dist. to Rail [m]	4.8	1.2	1.6	2.3	2.4	2.1	4.9	1.9	1.6	2.5	1.6	1.0	1.4



- [] Ranking at each section and finish
- :-:- No data available at this section
- NA No data available

Horse/Jockey Name	Millie Let Loose/J C Morrison
Finish Rank	8
Fastest Section Time (Section)	0:14.46 (800-600)
Top Speed [km/h] (Section)	50.4 (800-600)
Race State	Finished



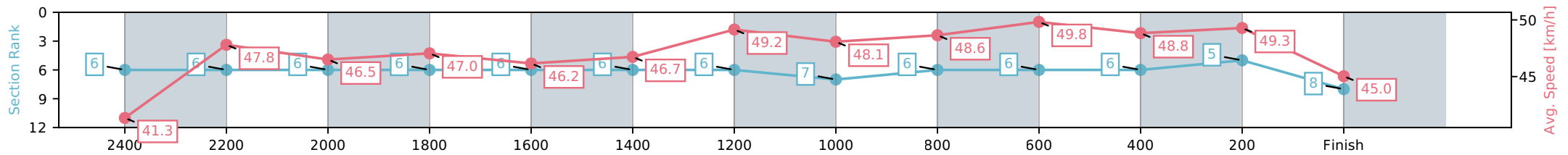
NZ Metropolitan Trotting Club Inc Harness
 Race 4: GALLAGHERS HANDICAP TROT - 2600m



20 March 2026 - 6:50PM

Weather: Cloudy

Section	L2600	L2400	L2200	L2000	L1800	L1600	L1400	L1200	L1000	L800	L600	L400	L200
Section Times	3:21.57 (0:17.92)	3:03.65 [6] (0:15.32)	2:48.33 [6] (0:15.75)	2:32.58 [6] (0:15.30)	2:17.28 [6] (0:15.88)	2:01.40 [6] (0:15.74)	1:45.65 [6] (0:14.66)	1:30.99 [7] (0:15.40)	1:15.59 [6] (0:15.12)	1:00.47 [6] (0:14.46)	0:46.02 [6] (0:15.07)	0:30.95 [5] (0:14.97)	0:15.97 [8] (0:16.01)
Average Speed [km/h]	41.3	47.8	46.5	47.0	46.2	46.7	49.2	48.1	48.6	49.8	48.8	49.3	45.0
Top Speed [km/h]	48.9	48.5	48.6	47.7	47.7	49.0	50.1	49.1	49.6	50.4	49.5	49.8	49.5
Avg. Dist. to Rail [m]	5.8	2.3	2.3	3.2	2.9	3.1	6.6	3.5	3.2	4.4	3.4	4.2	8.2



- [] Ranking at each section and finish
- :-:- No data available at this section
- NA No data available

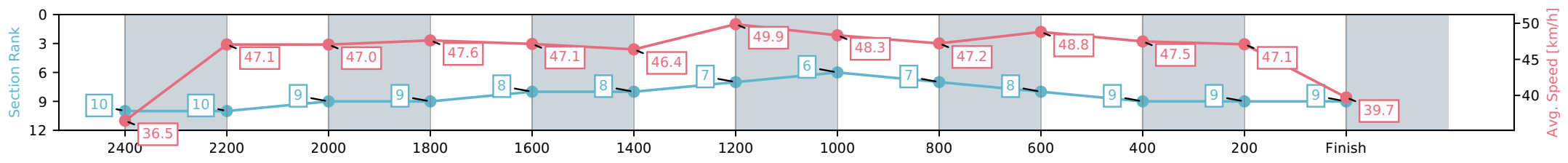
Horse/Jockey Name	Loveyou To Da Skye/G D Smith
Finish Rank	9
Fastest Section Time (Section)	0:14.44 (1400-1200)
Top Speed [km/h] (Section)	51.5 (1200-1000)
Race State	Finished



NZ Metropolitan Trotting Club Inc Harness
 Race 4: GALLAGHERS HANDICAP TROT - 2600m
 20 March 2026 - 6:50PM
 Weather: Cloudy



Section	L2600	L2400	L2200	L2000	L1800	L1600	L1400	L1200	L1000	L800	L600	L400	L200
Section Times	3:24.82 (0:19.33)	3:05.49 [10] (0:15.58)	2:49.91 [9] (0:15.42)	2:34.49 [9] (0:15.12)	2:19.37 [8] (0:15.38)	2:03.99 [8] (0:15.61)	1:48.38 [7] (0:14.44)	1:33.95 [6] (0:15.02)	1:18.93 [7] (0:15.38)	1:03.55 [8] (0:14.75)	0:48.80 [9] (0:15.26)	0:33.54 [9] (0:15.41)	0:18.13 [9] (0:18.17)
Average Speed [km/h]	36.5	47.1	47.0	47.6	47.1	46.4	49.9	48.3	47.2	48.8	47.5	47.1	39.7
Top Speed [km/h]	45.9	48.8	49.1	48.1	48.0	48.0	51.4	51.5	48.4	49.3	48.6	47.4	47.0
Avg. Dist. to Rail [m]	11.4	2.8	1.2	2.5	1.5	1.0	3.8	1.1	1.3	1.8	1.2	1.7	5.6



[] Ranking at each section and finish
 -:-:- No data available at this section
 NA No data available

Horse/Jockey Name	Forgiveness/W J House
Finish Rank	10
Fastest Section Time (Section)	0:15.74 (1400-1200)
Top Speed [km/h] (Section)	47.8 (2400-2200)
Race State	Finished



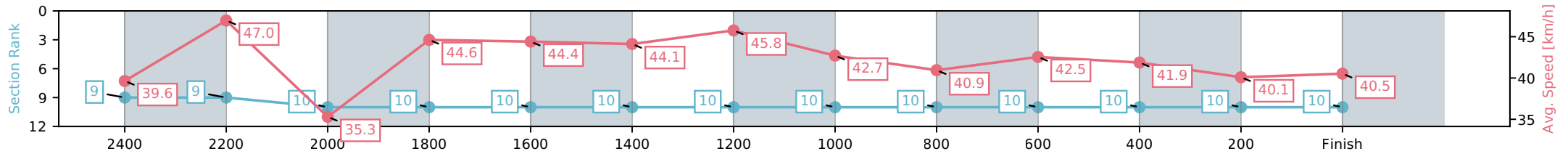
NZ Metropolitan Trotting Club Inc Harness
Race 4: GALLAGHERS HANDICAP TROT - 2600m



20 March 2026 - 6:50PM

Weather: Cloudy

Section	L2600	L2400	L2200	L2000	L1800	L1600	L1400	L1200	L1000	L800	L600	L400	L200
Section Times	3:47.47 (0:19.01)	3:28.46 [9] (0:15.78)	3:12.68 [10] (0:21.57)	2:51.11 [10] (0:16.13)	2:34.98 [10] (0:16.58)	2:18.39 [10] (0:16.68)	2:01.72 [10] (0:15.74)	1:45.98 [10] (0:17.24)	1:28.74 [10] (0:18.04)	1:10.70 [10] (0:16.92)	0:53.78 [10] (0:17.67)	0:36.11 [10] (0:18.42)	0:17.69 [10] (0:17.79)
Average Speed [km/h]	39.6	47.0	35.3	44.6	44.4	44.1	45.8	42.7	40.9	42.5	41.9	40.1	40.5
Top Speed [km/h]	47.2	47.8	44.4	45.5	45.1	45.4	45.9	45.6	42.2	42.7	42.7	41.3	42.2
Avg. Dist. to Rail [m]	14.9	4.0	6.7	3.5	3.7	2.9	5.5	3.0	3.8	5.2	4.0	3.8	6.6



- [] Ranking at each section and finish
- :-:- No data available at this section
- NA No data available