



NZ Metropolitan Trotting Club Inc Harness
 Race 5: LISTEN LIVE ON SPORTNATION.NZ MOBILE PACE - 1980m
 20 March 2026 - 7:18PM



Weather: Cloudy

Field Times (Race Tempo) 2:25.47 (0:11.08) 2:14.39 (0:13.87) 2:00.52 (0:15.71) 1:44.81 (0:16.29) 1:28.52 (0:15.65) 1:12.87 (0:15.54) 0:57.33 (0:14.60) 0:42.73 (0:14.65)

Rank	TAB#	Horse	Overall Time	First 400m	Top Speed km/h (Section)	L1980	L1800	L1600	L1400	L1200	L1000	L800	L600
	(BAR#)	Driver	Margin (DT-W)	Last 600m	Fastest Section (Time)	Start - 1800	1800 - 1600	1600 - 1400	1400 - 1200	1200 - 1000	1000 - 800	800 - 600	600 - 400
1	5	Zarlini	2:25.47	0:26.98	57.5 (1980 - 1800)	2:25.47	2:14.39 [1]	2:00.52 [1]	1:44.58 [2]	1:28.20 [3]	1:12.55 [3]	0:57.00 [3]	0:42.37 [3]
	(5)	B T Hope		0:42.38	200-0 (0:13.57)	(0:11.08)	(0:13.87)	(0:15.94)	(0:16.39)	(0:15.64)	(0:15.55)	(0:14.63)	(0:14.51)
2	6	Woodlea Rocks	2:25.81	0:27.97	53.8 (1980 - 1800)	2:25.81	2:14.10 [5]	1:59.83 [5]	1:44.14 [5]	1:28.61 [2]	1:13.08 [2]	0:57.61 [2]	0:43.04 [2]
	(6)	J C Morrison	2.0L (+17)	0:43.08	200-0 (0:14.02)	(0:11.72)	(0:14.26)	(0:15.69)	(0:15.53)	(0:15.54)	(0:15.47)	(0:14.56)	(0:14.70)
3	4	Blazing Knuckles	2:25.84	0:27.04	56.4 (1980 - 1800)	2:25.84	2:14.58 [2]	2:00.75 [2]	1:45.18 [1]	1:28.89 [1]	1:13.24 [1]	0:57.70 [1]	0:43.10 [1]
	(4)	B N Orange	2.1L (+6)	0:43.13	1800-1600 (0:13.83)	(0:11.26)	(0:13.83)	(0:15.57)	(0:16.29)	(0:15.65)	(0:15.54)	(0:14.60)	(0:14.65)
4	8	Shezabettorgirl	2:26.13	0:28.95	54.3 (200-0)	2:26.13	2:13.83 [8]	1:59.02 [8]	1:44.09 [7]	1:27.91 [9]	1:12.31 [9]	0:56.78 [9]	0:42.20 [9]
	(8)	W J House	3.7L (+9)	0:42.23	200-0 (0:13.54)	(0:12.30)	(0:14.81)	(0:14.93)	(0:16.18)	(0:15.60)	(0:15.53)	(0:14.58)	(0:14.63)
5	2	Don't Tell Jenny	2:26.13	0:27.37	56.0 (1980 - 1800)	2:26.13	2:14.80 [3]	2:00.80 [3]	1:44.85 [3]	1:28.54 [5]	1:12.93 [5]	0:57.40 [5]	0:42.79 [5]
	(2)	John R Dunn	3.8L (+3)	0:42.82	200-0 (0:13.84)	(0:11.33)	(0:14.00)	(0:15.95)	(0:16.31)	(0:15.61)	(0:15.53)	(0:14.61)	(0:14.64)
6	1	Princess Lisa	2:26.25	0:27.59	54.6 (1980 - 1800)	2:26.25	2:14.55 [4]	2:00.60 [4]	1:44.66 [4]	1:28.36 [6]	1:12.74 [7]	0:57.21 [7]	0:42.60 [7]
	(1)	N M Burton	4.4L (+7)	0:42.61	200-0 (0:13.73)	(0:11.70)	(0:13.95)	(0:15.94)	(0:16.30)	(0:15.63)	(0:15.53)	(0:14.61)	(0:14.64)
7	9	Classie Linc	2:26.38	0:29.32	53.8 (400-200)	2:26.38	2:13.75 [9]	1:58.90 [9]	1:43.75 [9]	1:28.17 [8]	1:12.74 [8]	0:57.26 [8]	0:42.72 [8]
	(9)	S J Tomlinson	5.2L (+26)	0:42.80	200-0 (0:13.88)	(0:12.63)	(0:14.85)	(0:15.16)	(0:15.58)	(0:15.42)	(0:15.48)	(0:14.54)	(0:14.77)
8	7	Aint No Angel	2:26.67	0:28.84	52.6 (1980 - 1800)	2:26.67	2:14.54 [7]	1:59.75 [7]	1:44.36 [8]	1:28.78 [7]	1:13.33 [6]	0:57.86 [6]	0:43.30 [6]
	(7)	R D Close	6.8L (+24)	0:43.33	200-0 (0:14.24)	(0:12.13)	(0:14.80)	(0:15.38)	(0:15.59)	(0:15.45)	(0:15.47)	(0:14.56)	(0:14.75)
9	3	Lily's A Star	2:26.79	0:28.38	52.6 (1980 - 1800)	2:26.79	2:14.68 [6]	2:00.24 [6]	1:44.78 [6]	1:29.25 [4]	1:13.72 [4]	0:58.25 [4]	0:43.69 [4]
	(3)	S E O'Reilly	7.5L (+18)	0:43.75	1800-1600 (0:14.44)	(0:12.10)	(0:14.44)	(0:15.46)	(0:15.53)	(0:15.54)	(0:15.47)	(0:14.56)	(0:14.70)

- [] Position in running at each section and finish
- [-:-] No data available at this section
- NA No data available
- DNT Did not track
- TAB# Saddle cloth number
- BAR# Barrier/Gate Position
- DNF Did not finish
- DT-W Distance travelled compared to winner in metres
- Fastest split
- Fastest section



NZ Metropolitan Trotting Club Inc Harness
 Race 5: LISTEN LIVE ON SPORTNATION.NZ MOBILE PACE - 1980m
 20 March 2026 - 7:18PM



Weather: Cloudy

Field Times 0:28.08 0:13.69
 (Race Tempo) (0:14.39) (0:13.69)

Rank	TAB#	Horse	Overall Time	First 400m	Top Speed km/h (Section)	L400	L200						
	(BAR#)	Driver	Margin (DT-W)	Last 600m	Fastest Section (Time)	400 - 200	200 - Finish						
1	5	Zarlini	2:25.47	0:26.98	57.5 (1980 - 1800)	0:27.86 [3]	0:13.57 [3]						
	(5)	B T Hope		0:42.38	200-0 (0:13.57)	(0:14.30)	(0:13.57)						
2	6	Woodlea Rocks	2:25.81	0:27.97	53.8 (1980 - 1800)	0:28.35 [2]	0:13.98 [2]						
	(6)	J C Morrison	2.0L (+17)	0:43.08	200-0 (0:14.02)	(0:14.36)	(0:14.02)						
3	4	Blazing Knuckles	2:25.84	0:27.04	56.4 (1980 - 1800)	0:28.45 [1]	0:14.06 [1]						
	(4)	B N Orange	2.1L (+6)	0:43.13	1800-1600 (0:13.83)	(0:14.39)	(0:14.09)						
4	8	Shezabettorgirl	2:26.13	0:28.95	54.3 (200-0)	0:27.57 [9]	0:13.52 [9]						
	(8)	W J House	3.7L (+9)	0:42.23	200-0 (0:13.54)	(0:14.06)	(0:13.54)						
5	2	Don't Tell Jenny	2:26.13	0:27.37	56.0 (1980 - 1800)	0:28.15 [5]	0:13.81 [5]						
	(2)	John R Dunn	3.8L (+3)	0:42.82	200-0 (0:13.84)	(0:14.34)	(0:13.84)						
6	1	Princess Lisa	2:26.25	0:27.59	54.6 (1980 - 1800)	0:27.97 [7]	0:13.73 [7]						
	(1)	N M Burton	4.4L (+7)	0:42.61	200-0 (0:13.73)	(0:14.24)	(0:13.73)						
7	9	Classie Linc	2:26.38	0:29.32	53.8 (400-200)	0:27.95 [8]	0:13.80 [8]						
	(9)	S J Tomlinson	5.2L (+26)	0:42.80	200-0 (0:13.88)	(0:14.15)	(0:13.88)						
8	7	Aint No Angel	2:26.67	0:28.84	52.6 (1980 - 1800)	0:28.55 [6]	0:14.21 [6]						
	(7)	R D Close	6.8L (+24)	0:43.33	200-0 (0:14.24)	(0:14.34)	(0:14.24)						
9	3	Lily's A Star	2:26.79	0:28.38	52.6 (1980 - 1800)	0:28.99 [4]	0:14.53 [4]						
	(3)	S E O'Reilly	7.5L (+18)	0:43.75	1800-1600 (0:14.44)	(0:14.46)	(0:14.59)						

[] Position in running at each section and finish TAB# Saddle cloth number
 -:-:- No data available at this section BAR# Barrier/Gate Position
 NA No data available DNF Did not finish
 DNT Did not track DT-W Distance travelled compared to winner in metres

Fastest split
 Fastest section

Horse/Jockey Name	Zarlini/B T Hope
Finish Rank	1
Fastest Section Time (Section)	0:13.57 (200-0)
Top Speed [km/h] (Section)	57.5 (1980 - 1800)
Race State	Finished



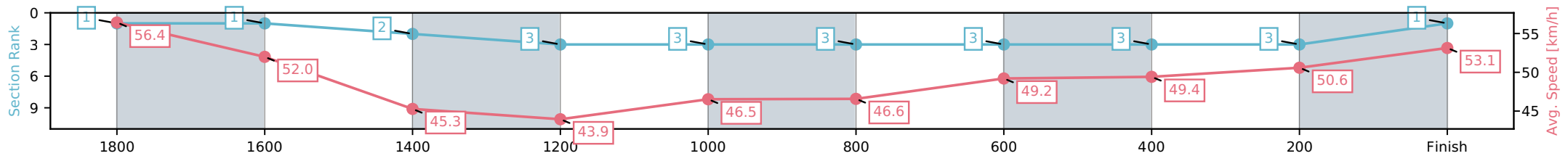
NZ Metropolitan Trotting Club Inc Harness
 Race 5: LISTEN LIVE ON SPORTNATION.NZ MOBILE PACE - 1980m



20 March 2026 - 7:18PM

Weather: Cloudy

Section	L1980	L1800	L1600	L1400	L1200	L1000	L800	L600	L400	L200
Section Times	2:25.47 (0:11.08)	2:14.39 [1] (0:13.87)	2:00.52 [2] (0:15.94)	1:44.58 [3] (0:16.39)	1:28.20 [3] (0:15.64)	1:12.55 [3] (0:15.55)	0:57.00 [3] (0:14.63)	0:42.37 [3] (0:14.51)	0:27.86 [3] (0:14.30)	0:13.57 [1] (0:13.57)
Average Speed [km/h]	56.4	52.0	45.3	43.9	46.5	46.6	49.2	49.4	50.6	53.1
Top Speed [km/h]	57.5	55.7	47.2	45.3	47.8	47.8	49.9	50.0	53.5	54.7
Avg. Dist. to Rail [m]	7.4	1.4	0.9	2.9	1.4	0.9	0.3	0.6	1.1	1.7



[] Ranking at each section and finish
 -:-:- No data available at this section
 NA No data available

Horse/Jockey Name	Woodlea Rocks/J C Morrison
Finish Rank	2
Fastest Section Time (Section)	0:14.02 (200-0)
Top Speed [km/h] (Section)	53.8 (1980 - 1800)
Race State	Finished



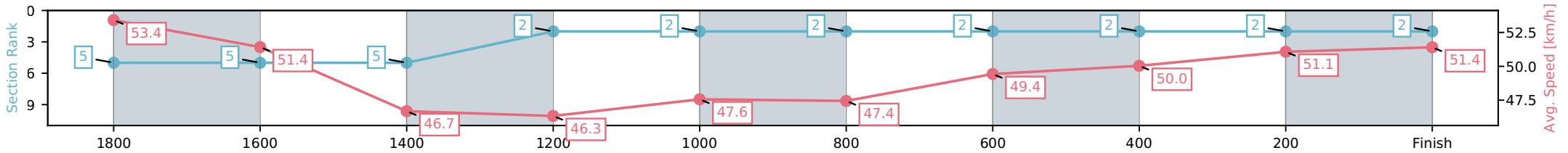
NZ Metropolitan Trotting Club Inc Harness
 Race 5: LISTEN LIVE ON SPORTNATION.NZ MOBILE PACE - 1980m



20 March 2026 - 7:18PM

Weather: Cloudy

Section	L1980	L1800	L1600	L1400	L1200	L1000	L800	L600	L400	L200
Section Times	2:25.81 (0:11.72)	2:14.10 [5] (0:14.26)	1:59.83 [5] (0:15.69)	1:44.14 [2] (0:15.53)	1:28.61 [2] (0:15.54)	1:13.08 [2] (0:15.47)	0:57.61 [2] (0:14.56)	0:43.04 [2] (0:14.70)	0:28.35 [2] (0:14.36)	0:13.98 [2] (0:14.02)
Average Speed [km/h]	53.4	51.4	46.7	46.3	47.6	47.4	49.4	50.0	51.1	51.4
Top Speed [km/h]	53.8	53.5	49.7	46.9	48.0	48.5	49.8	50.8	52.3	52.4
Avg. Dist. to Rail [m]	8.0	2.9	2.5	4.8	3.1	2.6	3.1	3.0	2.9	5.3



[] Ranking at each section and finish
 -:-:- No data available at this section
 NA No data available

Horse/Jockey Name	Blazing Knuckles/B N Orange
Finish Rank	3
Fastest Section Time (Section)	0:13.83 (1800-1600)
Top Speed [km/h] (Section)	56.4 (1980 - 1800)
Race State	Finished



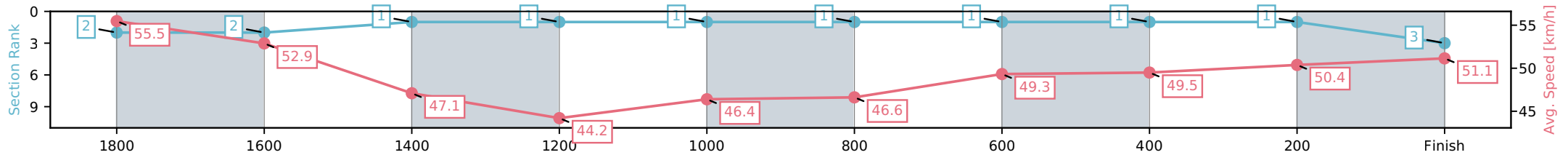
NZ Metropolitan Trotting Club Inc Harness
 Race 5: LISTEN LIVE ON SPORTNATION.NZ MOBILE PACE - 1980m



20 March 2026 - 7:18PM

Weather: Cloudy

Section	L1980	L1800	L1600	L1400	L1200	L1000	L800	L600	L400	L200
Section Times	2:25.84 (0:11.26)	2:14.58 [2] (0:13.83)	2:00.75 [1] (0:15.57)	1:45.18 [1] (0:16.29)	1:28.89 [1] (0:15.65)	1:13.24 [1] (0:15.54)	0:57.70 [1] (0:14.60)	0:43.10 [1] (0:14.65)	0:28.45 [1] (0:14.39)	0:14.06 [3] (0:14.09)
Average Speed [km/h]	55.5	52.9	47.1	44.2	46.4	46.6	49.3	49.5	50.4	51.1
Top Speed [km/h]	56.4	55.3	50.7	44.7	47.5	47.7	50.2	50.2	51.4	52.0
Avg. Dist. to Rail [m]	6.0	2.6	2.3	2.8	1.2	0.8	1.2	1.2	1.3	3.8



- [] Ranking at each section and finish
- :-:- No data available at this section
- NA No data available

Horse/Jockey Name	Shezabettorgirl/W J House
Finish Rank	4
Fastest Section Time (Section)	0:13.54 (200-0)
Top Speed [km/h] (Section)	54.3 (200-0)
Race State	Finished



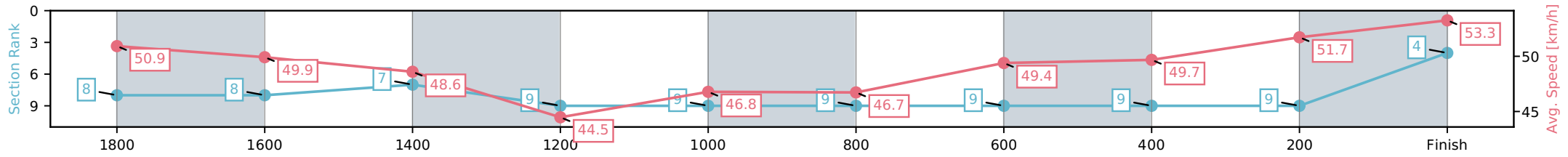
NZ Metropolitan Trotting Club Inc Harness
 Race 5: LISTEN LIVE ON SPORTNATION.NZ MOBILE PACE - 1980m



20 March 2026 - 7:18PM

Weather: Cloudy

Section	L1980	L1800	L1600	L1400	L1200	L1000	L800	L600	L400	L200
Section Times	2:26.13 (0:12.30)	2:13.83 [8] (0:14.81)	1:59.02 [7] (0:14.93)	1:44.09 [9] (0:16.18)	1:27.91 [9] (0:15.60)	1:12.31 [9] (0:15.53)	0:56.78 [9] (0:14.58)	0:42.20 [9] (0:14.63)	0:27.57 [9] (0:14.06)	0:13.52 [4] (0:13.54)
Average Speed [km/h]	50.9	49.9	48.6	44.5	46.8	46.7	49.4	49.7	51.7	53.3
Top Speed [km/h]	51.3	51.9	51.9	47.9	48.2	48.7	49.9	50.3	53.2	54.3
Avg. Dist. to Rail [m]	12.2	4.9	1.2	3.2	1.7	1.2	1.8	1.5	1.6	2.3



[] Ranking at each section and finish
 -:-:- No data available at this section
 NA No data available

Horse/Jockey Name	Don't Tell Jenny/John R Dunn
Finish Rank	5
Fastest Section Time (Section)	0:13.84 (200-0)
Top Speed [km/h] (Section)	56.0 (1980 - 1800)
Race State	Finished



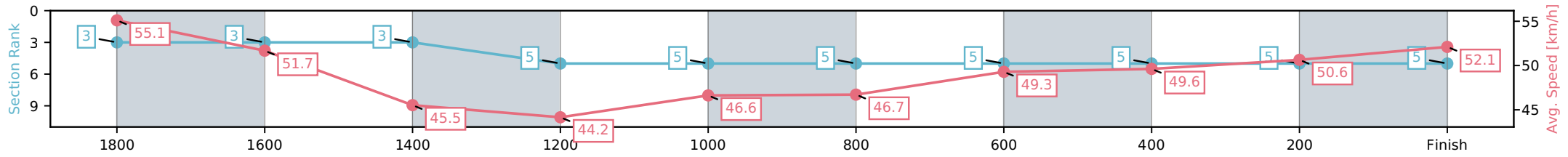
NZ Metropolitan Trotting Club Inc Harness
 Race 5: LISTEN LIVE ON SPORTNATION.NZ MOBILE PACE - 1980m



20 March 2026 - 7:18PM

Weather: Cloudy

Section	L1980	L1800	L1600	L1400	L1200	L1000	L800	L600	L400	L200
Section Times	2:26.13 (0:11.33)	2:14.80 [3] (0:14.00)	2:00.80 [3] (0:15.95)	1:44.85 [5] (0:16.31)	1:28.54 [5] (0:15.61)	1:12.93 [5] (0:15.53)	0:57.40 [5] (0:14.61)	0:42.79 [5] (0:14.64)	0:28.15 [5] (0:14.34)	0:13.81 [5] (0:13.84)
Average Speed [km/h]	55.1	51.7	45.5	44.2	46.6	46.7	49.3	49.6	50.6	52.1
Top Speed [km/h]	56.0	54.7	47.7	45.0	47.6	48.1	50.1	50.1	52.6	52.9
Avg. Dist. to Rail [m]	2.8	1.0	1.4	3.0	1.4	1.0	1.5	1.4	1.6	5.8



[] Ranking at each section and finish
 -:-:- No data available at this section
 NA No data available

Horse/Jockey Name	Princess Lisa/N M Burton
Finish Rank	6
Fastest Section Time (Section)	0:13.73 (200-0)
Top Speed [km/h] (Section)	54.6 (1980 - 1800)
Race State	Finished



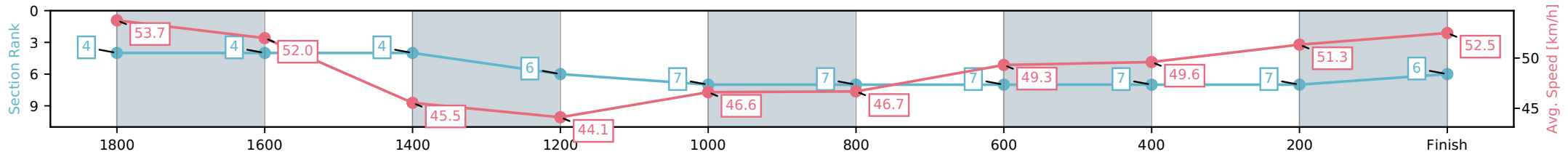
NZ Metropolitan Trotting Club Inc Harness
 Race 5: LISTEN LIVE ON SPORTNATION.NZ MOBILE PACE - 1980m



20 March 2026 - 7:18PM

Weather: Cloudy

Section	L1980	L1800	L1600	L1400	L1200	L1000	L800	L600	L400	L200
Section Times	2:26.25 (0:11.70)	2:14.55 [4] (0:13.95)	2:00.60 [4] (0:15.94)	1:44.66 [6] (0:16.30)	1:28.36 [7] (0:15.63)	1:12.74 [7] (0:15.53)	0:57.21 [7] (0:14.61)	0:42.60 [7] (0:14.64)	0:27.97 [7] (0:14.24)	0:13.73 [6] (0:13.73)
Average Speed [km/h]	53.7	52.0	45.5	44.1	46.6	46.7	49.3	49.6	51.3	52.5
Top Speed [km/h]	54.6	53.9	48.4	45.0	47.9	48.6	49.9	50.3	52.4	53.8
Avg. Dist. to Rail [m]	1.9	1.1	1.3	3.1	1.3	1.0	1.5	1.3	2.6	4.8



- [] Ranking at each section and finish
- :-:- No data available at this section
- NA No data available

Horse/Jockey Name	Classie Linc/S J Tomlinson
Finish Rank	7
Fastest Section Time (Section)	0:13.88 (200-0)
Top Speed [km/h] (Section)	53.8 (400-200)
Race State	Finished



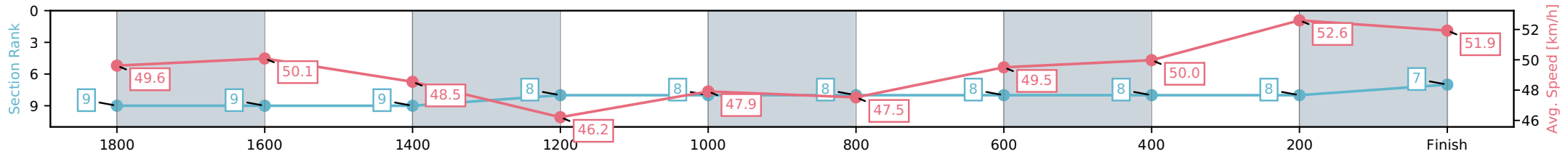
NZ Metropolitan Trotting Club Inc Harness
 Race 5: LISTEN LIVE ON SPORTNATION.NZ MOBILE PACE -
 1980m



20 March 2026 - 7:18PM

Weather: Cloudy

Section	L1980	L1800	L1600	L1400	L1200	L1000	L800	L600	L400	L200
Section Times	2:26.38 (0:12.63)	2:13.75 [9] (0:14.85)	1:58.90 [9] (0:15.16)	1:43.75 [8] (0:15.58)	1:28.17 [8] (0:15.42)	1:12.74 [8] (0:15.48)	0:57.26 [8] (0:14.54)	0:42.72 [8] (0:14.77)	0:27.95 [8] (0:14.15)	0:13.80 [7] (0:13.88)
Average Speed [km/h]	49.6	50.1	48.5	46.2	47.9	47.5	49.5	50.0	52.6	51.9
Top Speed [km/h]	50.9	51.9	52.2	47.6	49.2	49.1	49.8	51.0	53.8	53.8
Avg. Dist. to Rail [m]	13.3	5.8	3.0	4.8	3.2	2.8	3.0	3.2	5.5	10.3



- [] Ranking at each section and finish
- :-:- No data available at this section
- NA No data available

Horse/Jockey Name	Aint No Angel/R D Close
Finish Rank	8
Fastest Section Time (Section)	0:14.24 (200-0)
Top Speed [km/h] (Section)	52.6 (1980 - 1800)
Race State	Finished



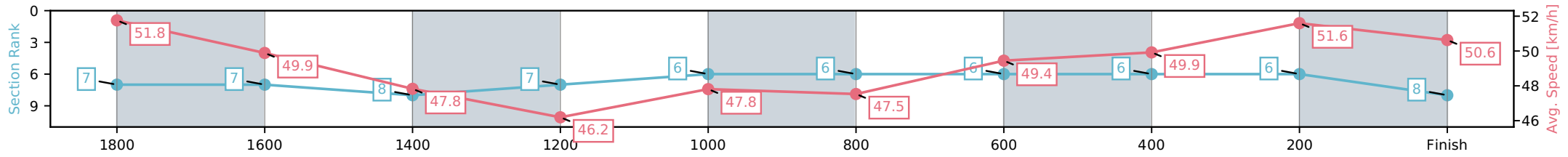
NZ Metropolitan Trotting Club Inc Harness
 Race 5: LISTEN LIVE ON SPORTNATION.NZ MOBILE PACE -
 1980m



20 March 2026 - 7:18PM

Weather: Cloudy

Section	L1980	L1800	L1600	L1400	L1200	L1000	L800	L600	L400	L200
Section Times	2:26.67 (0:12.13)	2:14.54 [7] (0:14.80)	1:59.75 [8] (0:15.38)	1:44.36 [7] (0:15.59)	1:28.78 [6] (0:15.45)	1:13.33 [6] (0:15.47)	0:57.86 [6] (0:14.56)	0:43.30 [6] (0:14.75)	0:28.55 [6] (0:14.34)	0:14.21 [8] (0:14.24)
Average Speed [km/h]	51.8	49.9	47.8	46.2	47.8	47.5	49.4	49.9	51.6	50.6
Top Speed [km/h]	52.6	52.2	50.4	47.5	48.9	48.9	49.8	50.8	51.8	51.7
Avg. Dist. to Rail [m]	10.0	4.4	3.0	5.1	3.3	2.7	3.2	3.1	4.4	8.6



[] Ranking at each section and finish
 -:-:- No data available at this section
 NA No data available

Horse/Jockey Name	Lily's A Star/S E O'Reilly
Finish Rank	9
Fastest Section Time (Section)	0:14.44 (1800-1600)
Top Speed [km/h] (Section)	52.6 (1980 - 1800)
Race State	Finished



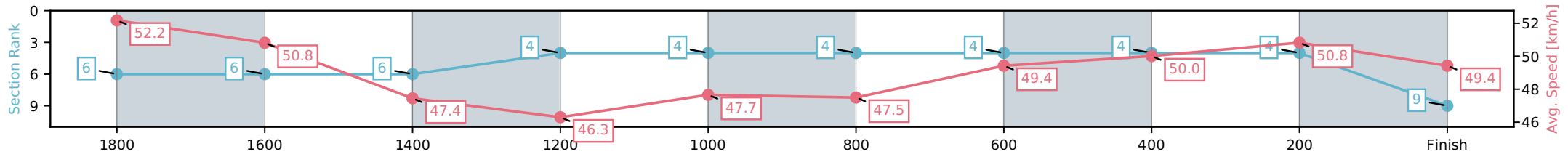
NZ Metropolitan Trotting Club Inc Harness
 Race 5: LISTEN LIVE ON SPORTNATION.NZ MOBILE PACE - 1980m



20 March 2026 - 7:18PM

Weather: Cloudy

Section	L1980	L1800	L1600	L1400	L1200	L1000	L800	L600	L400	L200
Section Times	2:26.79 (0:12.10)	2:14.68 [6] (0:14.44)	2:00.24 [6] (0:15.46)	1:44.78 [4] (0:15.53)	1:29.25 [4] (0:15.54)	1:13.72 [4] (0:15.47)	0:58.25 [4] (0:14.56)	0:43.69 [4] (0:14.70)	0:28.99 [4] (0:14.46)	0:14.53 [9] (0:14.59)
Average Speed [km/h]	52.2	50.8	47.4	46.3	47.7	47.5	49.4	50.0	50.8	49.4
Top Speed [km/h]	52.6	52.1	49.4	47.2	48.3	48.6	49.8	50.5	51.2	51.3
Avg. Dist. to Rail [m]	5.2	3.2	2.6	4.9	3.3	2.6	3.0	2.9	3.3	7.0



[] Ranking at each section and finish
 -:-:- No data available at this section
 NA No data available