



NZ Metropolitan Trotting Club Inc Harness
 Race 6: AOTEA ELECTRIC HANDICAP TROT - 2600m
 20 March 2026 - 7:53PM



Weather: Cloudy

Field Times (Race Tempo) 3:21.90 (0:17.85) 3:04.05 (0:15.52) 2:48.53 (0:16.54) 2:31.99 (0:15.79) 2:16.20 (0:15.37) 2:00.83 (0:15.95) 1:44.88 (0:15.59) 1:29.29 (0:15.77)

Rank	TAB#	Horse	Overall Time	First 400m	Top Speed km/h (Section)	L2600	L2400	L2200	L2000	L1800	L1600	L1400	L1200
	(BAR#)	Driver	Margin (DT-W)	Last 600m	Fastest Section (Time)	Start - 2400	2400 - 2200	2200 - 2000	2000 - 1800	1800 - 1600	1600 - 1400	1400 - 1200	1200 - 1000
1	7	Rock Lobster	3:21.90	0:33.37	52.5 (200-0)	3:21.90	3:03.70 [3]	2:48.53 [1]	2:31.99 [1]	2:16.18 [2]	2:00.50 [2]	1:44.55 [2]	1:28.96 [2]
	(U2)	John R Dunn		0:43.50	800-600 (0:14.16)	(0:18.20)	(0:15.17)	(0:16.54)	(0:15.80)	(0:15.68)	(0:15.95)	(0:15.59)	(0:15.77)
2	8	Freya	3:22.02	0:33.93	53.1 (200-0)	3:22.02	3:03.82 [2]	2:48.09 [3]	2:31.40 [3]	2:15.59 [4]	1:59.98 [5]	1:43.98 [6]	1:28.43 [5]
	(U3)	R T May	0.0L (-2)	0:42.95	200-0 (0:13.92)	(0:18.20)	(0:15.73)	(0:16.70)	(0:15.81)	(0:15.61)	(0:15.99)	(0:15.56)	(0:15.76)
3	9	Makaku	3:22.03	0:36.09	51.6 (1000-800)	3:22.03	3:02.60 [8]	2:45.94 [9]	2:29.50 [9]	2:14.38 [9]	1:59.06 [9]	1:43.42 [9]	1:27.82 [9]
	(U4)	B T Hope	0.0L (+20)	0:43.63	800-600 (0:14.10)	(0:19.43)	(0:16.66)	(0:16.44)	(0:15.12)	(0:15.32)	(0:15.64)	(0:15.59)	(0:15.28)
4	1	Sunny Louis	3:22.20	0:34.29	51.8 (2000-1800)	3:22.20	3:03.62 [4]	2:47.90 [4]	2:31.19 [4]	2:16.50 [1]	2:01.13 [1]	1:45.18 [1]	1:29.59 [1]
	(1)	B N Orange	1.0L (-5)	0:44.14	800-600 (0:14.16)	(0:18.58)	(0:15.71)	(0:16.71)	(0:14.70)	(0:15.37)	(0:15.94)	(0:15.59)	(0:15.77)
5	3	Cormoran Strike	3:22.55	0:33.57	51.4 (800-600)	3:22.55	3:04.70 [1]	2:48.98 [2]	2:32.28 [2]	2:16.50 [3]	2:00.84 [3]	1:44.86 [3]	1:29.29 [3]
	(3)	R D Close	2.0L (-3)	0:43.84	800-600 (0:14.17)	(0:17.85)	(0:15.72)	(0:16.70)	(0:15.78)	(0:15.66)	(0:15.97)	(0:15.57)	(0:15.77)
6	5	Zoltan Boscik	3:22.65	0:35.33	51.9 (400-200)	3:22.65	3:03.05 [9]	2:47.32 [7]	2:30.91 [7]	2:15.68 [7]	2:00.50 [6]	1:44.65 [5]	1:29.05 [6]
	(2)	L J Whittaker	4.3L (+16)	0:43.64	800-600 (0:14.09)	(0:19.60)	(0:15.73)	(0:16.41)	(0:15.24)	(0:15.17)	(0:15.85)	(0:15.60)	(0:15.80)
7	2	Waterloo Station	3:22.75	0:34.64	52.1 (800-600)	3:22.75	3:03.94 [5]	2:48.10 [5]	2:31.39 [5]	2:15.78 [6]	2:00.38 [7]	1:44.34 [8]	1:28.80 [8]
	(2)	S L Whatuira	4.8L (+0)	0:43.40	800-600 (0:14.10)	(0:18.81)	(0:15.83)	(0:16.72)	(0:15.60)	(0:15.41)	(0:16.03)	(0:15.54)	(0:15.74)
8	10	Paris Prince	3:23.13	0:35.70	51.9 (200-0)	3:23.13	3:03.97 [6]	2:47.43 [8]	2:31.01 [8]	2:15.80 [8]	2:00.54 [8]	1:44.82 [7]	1:29.22 [7]
	(1)	S J Thornley	7.0L (+15)	0:43.80	800-600 (0:14.08)	(0:19.16)	(0:16.54)	(0:16.42)	(0:15.21)	(0:15.26)	(0:15.71)	(0:15.60)	(0:15.79)
9	4	One El	3:23.40	0:34.98	51.8 (800-600)	3:23.40	3:04.24 [7]	2:48.41 [6]	2:31.99 [6]	2:16.75 [5]	2:01.57 [4]	1:45.68 [4]	1:30.10 [4]
	(1)	C J DeFilippi	8.5L (+16)	0:44.66	800-600 (0:14.11)	(0:19.16)	(0:15.82)	(0:16.42)	(0:15.24)	(0:15.18)	(0:15.88)	(0:15.58)	(0:15.79)

Scratched: Wilma's Boy (#6)

- [] Position in running at each section and finish
- :-:- No data available at this section
- NA No data available
- DNT Did not track
- TAB# Saddle cloth number
- BAR# Barrier/Gate Position
- DNF Did not finish
- DT-W Distance travelled compared to winner in metres
- Fastest split
- Fastest section



NZ Metropolitan Trotting Club Inc Harness
 Race 6: AOTEA ELECTRIC HANDICAP TROT - 2600m
 20 March 2026 - 7:53PM



Weather: Cloudy

Field Times
 (Race Tempo) 1:13.52 0:57.98 0:43.82 0:29.30 0:14.70
 (0:15.54) (0:14.16) (0:14.52) (0:14.61) (0:14.70)

Rank	TAB#	Horse	Overall Time	First 400m	Top Speed km/h (Section)	L1000	L800	L600	L400	L200			
	(BAR#)	Driver	Margin (DT-W)	Last 600m	Fastest Section (Time)	1000 - 800	800 - 600	600 - 400	400 - 200	200 - Finish			
1	7	Rock Lobster	3:21.90	0:33.37	52.5 (200-0)	1:13.19 [2]	0:57.66 [2]	0:43.50 [3]	0:29.00 [3]	0:14.47 [3]			
	(U2)	John R Dunn		0:43.50	800-600 (0:14.16)	(0:15.53)	(0:14.16)	(0:14.50)	(0:14.53)	(0:14.47)			
2	8	Freya	3:22.02	0:33.93	53.1 (200-0)	1:12.67 [5]	0:57.14 [6]	0:42.98 [7]	0:28.41 [6]	0:13.95 [5]			
	(U3)	R T May	0.0L (-2)	0:42.95	200-0 (0:13.92)	(0:15.53)	(0:14.16)	(0:14.57)	(0:14.46)	(0:13.92)			
3	9	Makaku	3:22.03	0:36.09	51.6 (1000-800)	1:12.54 [7]	0:57.74 [3]	0:43.64 [2]	0:29.19 [2]	0:14.69 [2]			
	(U4)	B T Hope	0.0L (+20)	0:43.63	800-600 (0:14.10)	(0:14.80)	(0:14.10)	(0:14.45)	(0:14.51)	(0:14.67)			
4	1	Sunny Louis	3:22.20	0:34.29	51.8 (2000-1800)	1:13.82 [1]	0:58.28 [1]	0:44.12 [1]	0:29.60 [1]	0:15.00 [1]			
	(1)	B N Orange	1.0L (-5)	0:44.14	800-600 (0:14.16)	(0:15.54)	(0:14.16)	(0:14.52)	(0:14.60)	(0:15.02)			
5	3	Cormoran Strike	3:22.55	0:33.57	51.4 (800-600)	1:13.52 [3]	0:58.01 [4]	0:43.83 [4]	0:29.27 [4]	0:14.76 [4]			
	(3)	R D Close	2.0L (-3)	0:43.84	800-600 (0:14.17)	(0:15.51)	(0:14.17)	(0:14.56)	(0:14.51)	(0:14.77)			
6	5	Zoltan Boscik	3:22.65	0:35.33	51.9 (400-200)	1:13.26 [6]	0:57.73 [7]	0:43.64 [6]	0:28.95 [7]	0:14.52 [6]			
	(2)	L J Whittaker	4.3L (+16)	0:43.64	800-600 (0:14.09)	(0:15.53)	(0:14.09)	(0:14.69)	(0:14.43)	(0:14.52)			
7	2	Waterloo Station	3:22.75	0:34.64	52.1 (800-600)	1:13.06 [8]	0:57.50 [9]	0:43.40 [9]	0:28.77 [8]	0:14.26 [8]			
	(2)	S L Whatuira	4.8L (+0)	0:43.40	800-600 (0:14.10)	(0:15.56)	(0:14.10)	(0:14.62)	(0:14.51)	(0:14.27)			
8	10	Paris Prince	3:23.13	0:35.70	51.9 (200-0)	1:13.43 [9]	0:57.88 [8]	0:43.80 [8]	0:29.10 [9]	0:14.37 [9]			
	(1)	S J Thornley	7.0L (+15)	0:43.80	800-600 (0:14.08)	(0:15.55)	(0:14.08)	(0:14.69)	(0:14.73)	(0:14.38)			
9	4	One El	3:23.40	0:34.98	51.8 (800-600)	1:14.31 [4]	0:58.76 [5]	0:44.66 [5]	0:29.95 [5]	0:15.16 [7]			
	(1)	C J DeFilippi	8.5L (+16)	0:44.66	800-600 (0:14.11)	(0:15.54)	(0:14.11)	(0:14.70)	(0:14.80)	(0:15.16)			

Scratched: Wilma's Boy (#6)

- [] Position in running at each section and finish TAB# Saddle cloth number
- :-:- No data available at this section BAR# Barrier/Gate Position
- NA No data available DNF Did not finish
- DNT Did not track DT-W Distance travelled compared to winner in metres

- Fastest split
- Fastest section

Horse/Jockey Name	Rock Lobster/John R Dunn
Finish Rank	1
Fastest Section Time (Section)	0:14.16 (800-600)
Top Speed [km/h] (Section)	52.5 (200-0)
Race State	Finished



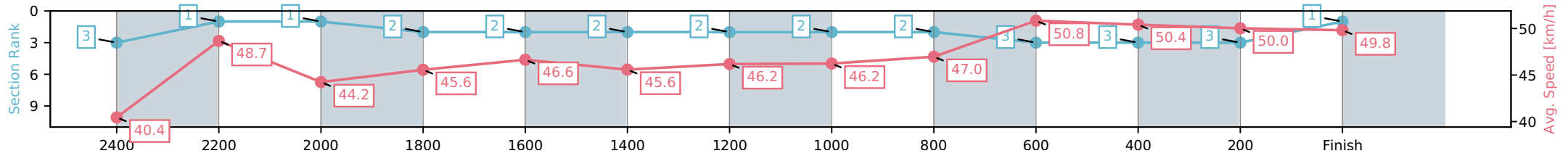
NZ Metropolitan Trotting Club Inc Harness
 Race 6: AOTEA ELECTRIC HANDICAP TROT - 2600m



20 March 2026 - 7:53PM

Weather: Cloudy

Section	L2600	L2400	L2200	L2000	L1800	L1600	L1400	L1200	L1000	L800	L600	L400	L200
Section Times	3:21.90 (0:18.20)	3:03.70 [1] (0:15.17)	2:48.53 [1] (0:16.54)	2:31.99 [2] (0:15.80)	2:16.18 [2] (0:15.68)	2:00.50 [2] (0:15.95)	1:44.55 [2] (0:15.59)	1:28.96 [2] (0:15.77)	1:13.19 [2] (0:15.53)	0:57.66 [3] (0:14.16)	0:43.50 [3] (0:14.50)	0:29.00 [3] (0:14.53)	0:14.47 [1] (0:14.47)
Average Speed [km/h]	40.4	48.7	44.2	45.6	46.6	45.6	46.2	46.2	47.0	50.8	50.4	50.0	49.8
Top Speed [km/h]	50.8	50.6	46.0	46.6	47.7	46.8	46.9	47.6	48.5	51.4	50.8	51.6	52.5
Avg. Dist. to Rail [m]	9.9	3.4	2.4	2.8	2.6	1.5	3.5	1.6	1.8	2.6	2.4	1.6	2.9



- [] Ranking at each section and finish
- :-:- No data available at this section
- NA No data available

Horse/Jockey Name	Freya/R T May
Finish Rank	2
Fastest Section Time (Section)	0:13.92 (200-0)
Top Speed [km/h] (Section)	53.1 (200-0)
Race State	Finished

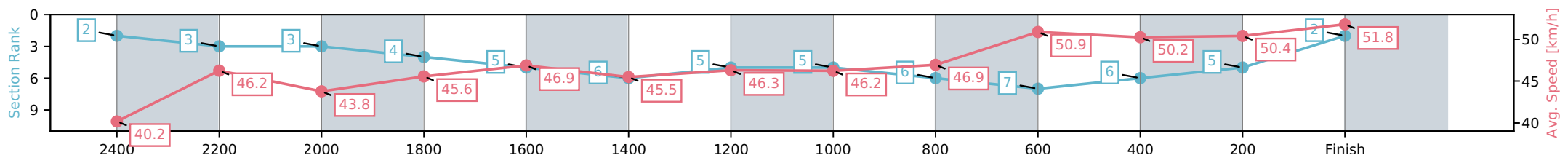


NZ Metropolitan Trotting Club Inc Harness
 Race 6: AOTEA ELECTRIC HANDICAP TROT - 2600m



20 March 2026 - 7:53PM
 Weather: Cloudy

Section	L2600	L2400	L2200	L2000	L1800	L1600	L1400	L1200	L1000	L800	L600	L400	L200
Section Times	3:22.02 (0:18.20)	3:03.82 [3] (0:15.73)	2:48.09 [3] (0:16.70)	2:31.40 [4] (0:15.81)	2:15.59 [5] (0:15.61)	1:59.98 [6] (0:15.99)	1:43.98 [5] (0:15.56)	1:28.43 [5] (0:15.76)	1:12.67 [6] (0:15.53)	0:57.14 [7] (0:14.16)	0:42.98 [6] (0:14.57)	0:28.41 [5] (0:14.46)	0:13.95 [2] (0:13.92)
Average Speed [km/h]	40.2	46.2	43.8	45.6	46.9	45.5	46.3	46.2	46.9	50.9	50.2	50.4	51.8
Top Speed [km/h]	48.9	47.8	44.3	46.5	48.6	46.8	46.9	47.8	48.5	51.9	50.6	51.8	53.1
Avg. Dist. to Rail [m]	9.9	1.5	2.0	3.2	2.8	1.5	3.8	1.6	1.9	2.7	2.6	2.1	2.2



[] Ranking at each section and finish
 -:-:- No data available at this section
 NA No data available

Horse/Jockey Name	Makaku/B T Hope
Finish Rank	3
Fastest Section Time (Section)	0:14.10 (800-600)
Top Speed [km/h] (Section)	51.6 (1000-800)
Race State	Finished

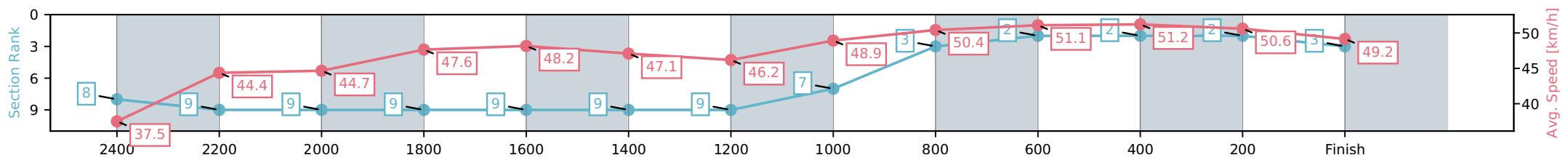


NZ Metropolitan Trotting Club Inc Harness
 Race 6: AOTEA ELECTRIC HANDICAP TROT - 2600m



20 March 2026 - 7:53PM
 Weather: Cloudy

Section	L2600	L2400	L2200	L2000	L1800	L1600	L1400	L1200	L1000	L800	L600	L400	L200
Section Times	3:22.03 (0:19.43)	3:02.60 [9] (0:16.66)	2:45.94 [9] (0:16.44)	2:29.50 [9] (0:15.12)	2:14.38 [9] (0:15.32)	1:59.06 [9] (0:15.64)	1:43.42 [9] (0:15.59)	1:27.82 [7] (0:15.28)	1:12.54 [3] (0:14.80)	0:57.74 [2] (0:14.10)	0:43.64 [2] (0:14.45)	0:29.19 [2] (0:14.51)	0:14.69 [3] (0:14.67)
Average Speed [km/h]	37.5	44.4	44.7	47.6	48.2	47.1	46.2	48.9	50.4	51.1	51.2	50.6	49.2
Top Speed [km/h]	47.3	47.1	46.6	48.5	48.7	49.3	47.1	51.4	51.6	51.5	51.5	51.1	50.7
Avg. Dist. to Rail [m]	13.8	3.6	2.6	4.8	4.1	3.1	5.5	4.7	4.9	4.3	4.0	3.2	6.0



[] Ranking at each section and finish
 -:-:- No data available at this section
 NA No data available

Horse/Jockey Name	Sunny Louis/B N Orange
Finish Rank	4
Fastest Section Time (Section)	0:14.16 (800-600)
Top Speed [km/h] (Section)	51.8 (2000-1800)
Race State	Finished



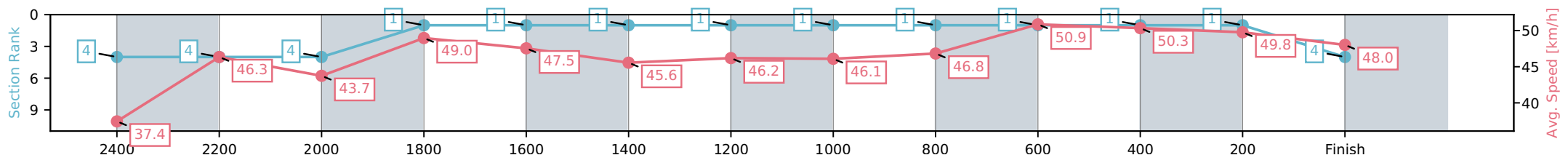
NZ Metropolitan Trotting Club Inc Harness
 Race 6: AOTEA ELECTRIC HANDICAP TROT - 2600m



20 March 2026 - 7:53PM

Weather: Cloudy

Section	L2600	L2400	L2200	L2000	L1800	L1600	L1400	L1200	L1000	L800	L600	L400	L200
Section Times	3:22.20 (0:18.58)	3:03.62 [4] (0:15.71)	2:47.90 [4] (0:16.71)	2:31.19 [1] (0:14.70)	2:16.50 [1] (0:15.37)	2:01.13 [1] (0:15.94)	1:45.18 [1] (0:15.59)	1:29.59 [1] (0:15.77)	1:13.82 [1] (0:15.54)	0:58.28 [1] (0:14.16)	0:44.12 [1] (0:14.52)	0:29.60 [1] (0:14.60)	0:15.00 [4] (0:15.02)
Average Speed [km/h]	37.4	46.3	43.7	49.0	47.5	45.6	46.2	46.1	46.8	50.9	50.3	49.8	48.0
Top Speed [km/h]	47.3	47.3	44.6	51.8	51.2	46.6	46.7	47.1	48.6	51.3	50.7	50.4	49.9
Avg. Dist. to Rail [m]	2.8	1.6	2.1	4.4	2.8	1.3	3.4	1.3	1.5	2.2	2.2	1.8	4.5



[] Ranking at each section and finish
 -:-:- No data available at this section
 NA No data available

Horse/Jockey Name	Cormoran Strike/R D Close
Finish Rank	5
Fastest Section Time (Section)	0:14.17 (800-600)
Top Speed [km/h] (Section)	51.4 (800-600)
Race State	Finished



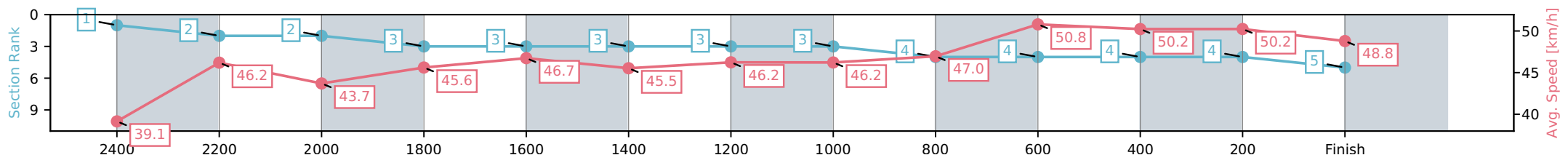
NZ Metropolitan Trotting Club Inc Harness
 Race 6: AOTEA ELECTRIC HANDICAP TROT - 2600m



20 March 2026 - 7:53PM

Weather: Cloudy

Section	L2600	L2400	L2200	L2000	L1800	L1600	L1400	L1200	L1000	L800	L600	L400	L200
Section Times	3:22.55 (0:17.85)	3:04.70 [2] (0:15.72)	2:48.98 [2] (0:16.70)	2:32.28 [3] (0:15.78)	2:16.50 [3] (0:15.66)	2:00.84 [3] (0:15.97)	1:44.86 [3] (0:15.57)	1:29.29 [3] (0:15.77)	1:13.52 [4] (0:15.51)	0:58.01 [4] (0:14.17)	0:43.83 [4] (0:14.56)	0:29.27 [4] (0:14.51)	0:14.76 [5] (0:14.77)
Average Speed [km/h]	39.1	46.2	43.7	45.6	46.7	45.5	46.2	46.2	47.0	50.8	50.2	50.2	48.8
Top Speed [km/h]	48.5	48.3	44.2	46.5	48.1	46.8	47.0	47.7	48.6	51.4	50.8	50.5	50.5
Avg. Dist. to Rail [m]	6.9	1.3	1.9	3.0	2.7	1.5	3.7	1.6	1.8	2.8	2.5	2.4	7.2



- [] Ranking at each section and finish
- :-:- No data available at this section
- NA No data available

Horse/Jockey Name	Zoltan Boscik/L J Whittaker
Finish Rank	6
Fastest Section Time (Section)	0:14.09 (800-600)
Top Speed [km/h] (Section)	51.9 (400-200)
Race State	Finished



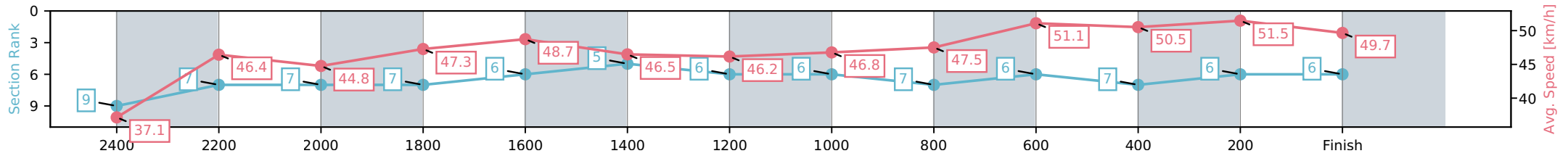
NZ Metropolitan Trotting Club Inc Harness
 Race 6: AOTEA ELECTRIC HANDICAP TROT - 2600m



20 March 2026 - 7:53PM

Weather: Cloudy

Section	L2600	L2400	L2200	L2000	L1800	L1600	L1400	L1200	L1000	L800	L600	L400	L200
Section Times	3:22.65 (0:19.60)	3:03.05 [7] (0:15.73)	2:47.32 [7] (0:16.41)	2:30.91 [7] (0:15.24)	2:15.68 [6] (0:15.17)	2:00.50 [5] (0:15.85)	1:44.65 [6] (0:15.60)	1:29.05 [6] (0:15.80)	1:13.26 [7] (0:15.53)	0:57.73 [6] (0:14.09)	0:43.64 [7] (0:14.69)	0:28.95 [6] (0:14.43)	0:14.52 [6] (0:14.52)
Average Speed [km/h]	37.1	46.4	44.8	47.3	48.7	46.5	46.2	46.8	47.5	51.1	50.5	51.5	49.7
Top Speed [km/h]	49.6	49.1	46.0	48.6	49.2	48.2	47.2	48.4	49.1	51.7	50.9	51.9	51.6
Avg. Dist. to Rail [m]	8.4	2.1	2.8	5.0	4.4	3.1	5.5	3.2	3.4	4.6	4.5	5.1	10.1



- [] Ranking at each section and finish
- :-:- No data available at this section
- NA No data available

Horse/Jockey Name	Waterloo Station/S L Whatuira
Finish Rank	7
Fastest Section Time (Section)	0:14.10 (800-600)
Top Speed [km/h] (Section)	52.1 (800-600)
Race State	Finished



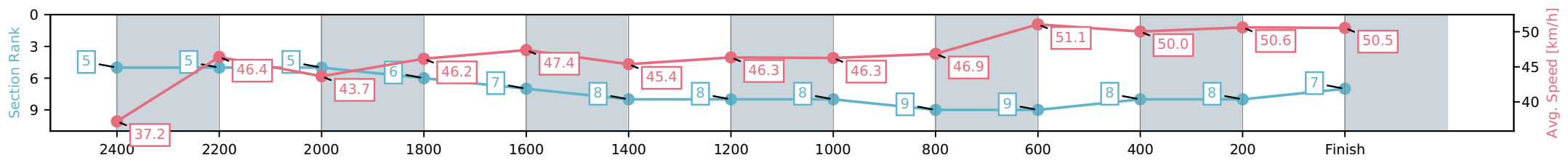
NZ Metropolitan Trotting Club Inc Harness
 Race 6: AOTEA ELECTRIC HANDICAP TROT - 2600m



20 March 2026 - 7:53PM

Weather: Cloudy

Section	L2600	L2400	L2200	L2000	L1800	L1600	L1400	L1200	L1000	L800	L600	L400	L200
Section Times	3:22.75 (0:18.81)	3:03.94 [5] (0:15.83)	2:48.10 [5] (0:16.72)	2:31.39 [6] (0:15.60)	2:15.78 [7] (0:15.41)	2:00.38 [8] (0:16.03)	1:44.34 [8] (0:15.54)	1:28.80 [8] (0:15.74)	1:13.06 [9] (0:15.56)	0:57.50 [9] (0:14.10)	0:43.40 [8] (0:14.62)	0:28.77 [8] (0:14.51)	0:14.26 [7] (0:14.27)
Average Speed [km/h]	37.2	46.4	43.7	46.2	47.4	45.4	46.3	46.3	46.9	51.1	50.0	50.6	50.5
Top Speed [km/h]	47.0	46.9	45.0	47.5	48.6	46.8	47.1	48.3	48.9	52.1	50.6	51.3	52.0
Avg. Dist. to Rail [m]	5.5	2.8	2.0	3.5	2.5	1.5	3.9	1.6	1.8	2.7	2.5	3.9	11.6



[] Ranking at each section and finish
 -:-:- No data available at this section
 NA No data available

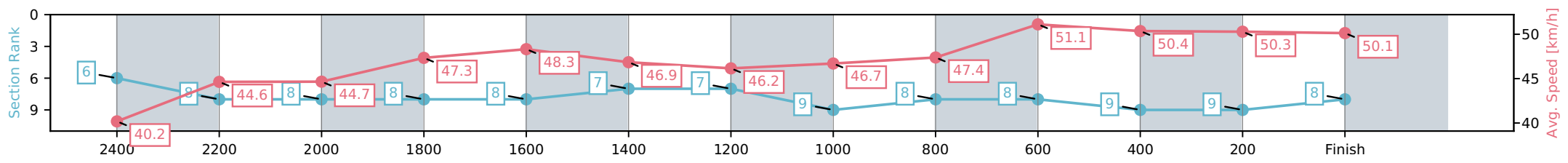
Horse/Jockey Name	Paris Prince/S J Thornley
Finish Rank	8
Fastest Section Time (Section)	0:14.08 (800-600)
Top Speed [km/h] (Section)	51.9 (200-0)
Race State	Finished



NZ Metropolitan Trotting Club Inc Harness
 Race 6: AOTEA ELECTRIC HANDICAP TROT - 2600m
 20 March 2026 - 7:53PM
 Weather: Cloudy



Section	L2600	L2400	L2200	L2000	L1800	L1600	L1400	L1200	L1000	L800	L600	L400	L200
Section Times	3:23.13 (0:19.16)	3:03.97 [8] (0:16.54)	2:47.43 [8] (0:16.42)	2:31.01 [8] (0:15.21)	2:15.80 [8] (0:15.26)	2:00.54 [7] (0:15.71)	1:44.82 [7] (0:15.60)	1:29.22 [9] (0:15.79)	1:13.43 [8] (0:15.55)	0:57.88 [8] (0:14.08)	0:43.80 [9] (0:14.69)	0:29.10 [9] (0:14.73)	0:14.37 [8] (0:14.38)
Average Speed [km/h]	40.2	44.6	44.7	47.3	48.3	46.9	46.2	46.7	47.4	51.1	50.4	50.3	50.1
Top Speed [km/h]	49.0	47.5	46.0	48.5	48.8	49.0	47.2	48.7	49.1	51.9	50.8	51.6	51.9
Avg. Dist. to Rail [m]	9.2	3.3	2.5	4.9	4.1	3.0	5.5	3.1	3.3	4.3	4.0	4.0	2.5



[] Ranking at each section and finish
 -:-:- No data available at this section
 NA No data available

Horse/Jockey Name	One El/C J DeFilippi
Finish Rank	9
Fastest Section Time (Section)	0:14.11 (800-600)
Top Speed [km/h] (Section)	51.8 (800-600)
Race State	Finished

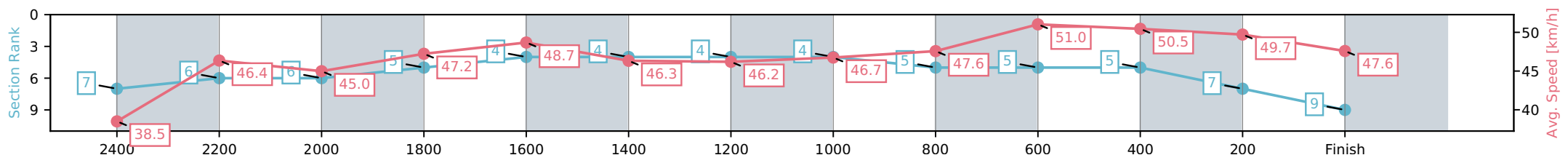


NZ Metropolitan Trotting Club Inc Harness
 Race 6: AOTEA ELECTRIC HANDICAP TROT - 2600m



20 March 2026 - 7:53PM
 Weather: Cloudy

Section	L2600	L2400	L2200	L2000	L1800	L1600	L1400	L1200	L1000	L800	L600	L400	L200
Section Times	3:23.40 (0:19.16)	3:04.24 [6] (0:15.82)	2:48.41 [6] (0:16.42)	2:31.99 [5] (0:15.24)	2:16.75 [4] (0:15.18)	2:01.57 [4] (0:15.88)	1:45.68 [4] (0:15.58)	1:30.10 [4] (0:15.79)	1:14.31 [5] (0:15.54)	0:58.76 [5] (0:14.11)	0:44.66 [5] (0:14.70)	0:29.95 [7] (0:14.80)	0:15.16 [9] (0:15.16)
Average Speed [km/h]	38.5	46.4	45.0	47.2	48.7	46.3	46.2	46.7	47.6	51.0	50.5	49.7	47.6
Top Speed [km/h]	48.9	47.3	46.0	48.7	49.3	47.8	47.8	48.2	49.5	51.8	50.9	50.3	49.4
Avg. Dist. to Rail [m]	6.1	2.5	3.2	4.8	4.1	3.0	5.2	3.2	3.6	4.5	4.4	3.5	6.0



[] Ranking at each section and finish
 -:-:- No data available at this section
 NA No data available