



NZ Metropolitan Trotting Club Inc Harness
Race 7: BUY A WOODLANDS WEANLING 25TH JUNE MOBILE PACE - 1980m

20 March 2026 - 8:24PM

Weather: Cloudy



Field Times (Race Tempo) 2:22.85 (0:11.02) 2:11.83 (0:13.99) 1:57.83 (0:15.09) 1:42.74 (0:14.78) 1:27.97 (0:16.03) 1:11.94 (0:15.62) 0:56.31 (0:14.85) 0:41.47 (0:13.73)

Rank	TAB#	Horse	Overall Time	First 400m	Top Speed km/h (Section)	L1980	L1800	L1600	L1400	L1200	L1000	L800	L600
	(BAR#)	Driver	Margin (DT-W)	Last 600m	Fastest Section (Time)	Start - 1800	1800 - 1600	1600 - 1400	1400 - 1200	1200 - 1000	1000 - 800	800 - 600	600 - 400
1	3	Bruntwood Brigade	2:22.85	0:27.19	56.5 (1980 - 1800)	2:22.85	2:11.68 [2]	1:57.64 [2]	1:42.70 [2]	1:27.60 [2]	1:11.64 [2]	0:56.03 [3]	0:41.16 [3]
	(3)	John R Dunn		0:41.15	200-0 (0:13.68)	(0:11.16)	(0:14.04)	(0:14.94)	(0:15.11)	(0:15.96)	(0:15.61)	(0:14.87)	(0:13.74)
2	1	Sacetas	2:22.88	0:27.46	55.6 (1980 - 1800)	2:22.88	2:11.44 [3]	1:57.35 [3]	1:42.77 [1]	1:28.00 [1]	1:11.97 [1]	0:56.34 [1]	0:41.50 [1]
	(1)	R E Harrison	0.0L (-2)	0:41.50	600-400 (0:13.73)	(0:11.44)	(0:14.09)	(0:14.58)	(0:14.78)	(0:16.03)	(0:15.62)	(0:14.85)	(0:13.73)
3	10	Diamonds Are Forever	2:23.54	0:27.46	55.4 (1980 - 1800)	2:23.54	2:11.81 [5]	1:57.65 [4]	1:42.73 [5]	1:27.65 [6]	1:11.66 [7]	0:56.07 [7]	0:41.20 [7]
	(10)	S W Hill	3.9L (-3)	0:41.20	200-0 (0:13.54)	(0:11.73)	(0:14.16)	(0:14.92)	(0:15.08)	(0:15.98)	(0:15.60)	(0:14.87)	(0:13.82)
4	7	Takeheplunge	2:23.56	0:28.91	55.0 (600-400)	2:23.56	2:11.38 [8]	1:56.63 [9]	1:41.82 [9]	1:27.14 [9]	1:11.38 [8]	0:55.91 [8]	0:41.12 [8]
	(7)	B N Orange	4.1L (+16)	0:41.13	200-0 (0:13.62)	(0:12.18)	(0:14.74)	(0:14.82)	(0:14.68)	(0:15.76)	(0:15.46)	(0:14.79)	(0:13.72)
5	6	Warrior Chief	2:23.70	0:28.60	55.0 (600-400)	2:23.70	2:11.68 [7]	1:57.08 [8]	1:42.28 [8]	1:27.63 [7]	1:11.83 [6]	0:56.37 [6]	0:41.57 [6]
	(6)	Craig D Thornley	4.9L (+14)	0:41.61	600-400 (0:13.72)	(0:12.02)	(0:14.60)	(0:14.80)	(0:14.64)	(0:15.80)	(0:15.46)	(0:14.80)	(0:13.72)
6	2	Song Sung Blue	2:23.88	0:28.22	54.3 (600-400)	2:23.88	2:12.00 [6]	1:57.59 [6]	1:42.82 [6]	1:28.11 [5]	1:12.30 [5]	0:56.85 [4]	0:42.05 [4]
	(2)	R T May	5.9L (+11)	0:42.08	600-400 (0:13.74)	(0:11.88)	(0:14.40)	(0:14.77)	(0:14.71)	(0:15.80)	(0:15.46)	(0:14.80)	(0:13.74)
7	5	Lonnekers	2:23.99	0:27.86	54.2 (600-400)	2:23.99	2:12.37 [4]	1:58.08 [5]	1:43.23 [4]	1:28.54 [3]	1:12.72 [3]	0:57.25 [2]	0:42.47 [2]
	(5)	R E Cameron	6.5L (+11)	0:42.51	600-400 (0:13.78)	(0:11.62)	(0:14.30)	(0:14.84)	(0:14.70)	(0:15.82)	(0:15.46)	(0:14.78)	(0:13.78)
8	9	Amass	2:24.36	0:27.15	57.6 (1980 - 1800)	2:24.36	2:13.34 [1]	1:59.34 [1]	1:43.90 [3]	1:28.79 [4]	1:12.82 [4]	0:57.22 [5]	0:42.35 [5]
	(9)	J C Morrison	8.7L (-1)	0:42.38	600-400 (0:13.87)	(0:11.02)	(0:13.99)	(0:15.45)	(0:15.11)	(0:15.97)	(0:15.60)	(0:14.87)	(0:13.87)
9	8	Slots	2:24.59	0:28.36	54.0 (600-400)	2:24.59	2:12.11 [9]	1:58.15 [7]	1:43.45 [7]	1:28.36 [8]	1:12.41 [8]	0:56.81 [9]	0:41.91 [9]
	(8)	T S Chmiel	10.0L (+1)	0:41.93	600-400 (0:13.76)	(0:12.48)	(0:13.96)	(0:14.69)	(0:15.09)	(0:15.95)	(0:15.60)	(0:14.90)	(0:13.76)

Scratched: John Stewart (#4)

- [] Position in running at each section and finish
- :-:- No data available at this section
- NA No data available
- DNT Did not track
- TAB# Saddle cloth number
- BAR# Barrier/Gate Position
- DNF Did not finish
- DT-W Distance travelled compared to winner in metres
- Fastest split
- Fastest section



NZ Metropolitan Trotting Club Inc Harness
 Race 7: BUY A WOODLANDS WEANLING 25TH JUNE MOBILE PACE - 1980m
 20 March 2026 - 8:24PM



Weather: Cloudy

Field Times 0:27.73 0:13.95
 (Race Tempo) (0:13.79) (0:13.95)

Rank	TAB#	Horse	Overall Time	First 400m	Top Speed km/h (Section)	L400	L200						
	(BAR#)	Driver	Margin (DT-W)	Last 600m	Fastest Section (Time)	400 - 200	200 - Finish						
1	3	Bruntwood Brigade	2:22.85	0:27.19	56.5 (1980 - 1800)	0:27.42 [3]	0:13.68 [2]						
	(3)	John R Dunn		0:41.15	200-0 (0:13.68)	(0:13.73)	(0:13.68)						
2	1	Sacetas	2:22.88	0:27.46	55.6 (1980 - 1800)	0:27.76 [1]	0:13.98 [1]						
	(1)	R E Harrison	0.0L (-2)	0:41.50	600-400 (0:13.73)	(0:13.79)	(0:13.98)						
3	10	Diamonds Are Forever	2:23.54	0:27.46	55.4 (1980 - 1800)	0:27.38 [8]	0:13.54 [8]						
	(10)	S W Hill	3.9L (-3)	0:41.20	200-0 (0:13.54)	(0:13.84)	(0:13.54)						
4	7	Takeheplunge	2:23.56	0:28.91	55.0 (600-400)	0:27.40 [7]	0:13.61 [7]						
	(7)	B N Orange	4.1L (+16)	0:41.13	200-0 (0:13.62)	(0:13.79)	(0:13.62)						
5	6	Warrior Chief	2:23.70	0:28.60	55.0 (600-400)	0:27.85 [5]	0:14.00 [5]						
	(6)	Craig D Thornley	4.9L (+14)	0:41.61	600-400 (0:13.72)	(0:13.86)	(0:14.03)						
6	2	Song Sung Blue	2:23.88	0:28.22	54.3 (600-400)	0:28.31 [4]	0:14.44 [4]						
	(2)	R T May	5.9L (+11)	0:42.08	600-400 (0:13.74)	(0:13.87)	(0:14.47)						
7	5	Lonnekers	2:23.99	0:27.86	54.2 (600-400)	0:28.70 [2]	0:14.64 [3]						
	(5)	R E Cameron	6.5L (+11)	0:42.51	600-400 (0:13.78)	(0:14.05)	(0:14.68)						
8	9	Amass	2:24.36	0:27.15	57.6 (1980 - 1800)	0:28.48 [6]	0:14.56 [6]						
	(9)	J C Morrison	8.7L (-1)	0:42.38	600-400 (0:13.87)	(0:13.92)	(0:14.59)						
9	8	Slots	2:24.59	0:28.36	54.0 (600-400)	0:28.15 [9]	0:14.38 [9]						
	(8)	T S Chmiel	10.0L (+1)	0:41.93	600-400 (0:13.76)	(0:13.77)	(0:14.40)						

Scratched: John Stewart (#4)

[] Position in running at each section and finish TAB# Saddle cloth number

Fastest split

-:-:- No data available at this section

BAR# Barrier/Gate Position

Fastest section

NA No data available

DNF Did not finish

DNT Did not track

DT-W Distance travelled compared to winner in metres

Horse/Jockey Name	Bruntwood Brigade/John R Dunn
Finish Rank	1
Fastest Section Time (Section)	0:13.68 (200-0)
Top Speed [km/h] (Section)	56.5 (1980 - 1800)
Race State	Finished



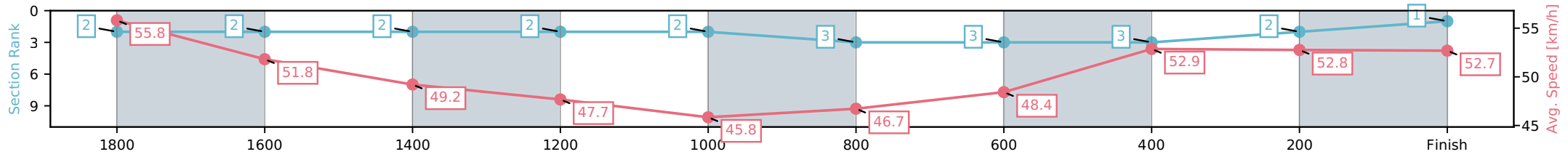
NZ Metropolitan Trotting Club Inc Harness
 Race 7: BUY A WOODLANDS WEANLING 25TH JUNE
 MOBILE PACE - 1980m



20 March 2026 - 8:24PM

Weather: Cloudy

Section	L1980	L1800	L1600	L1400	L1200	L1000	L800	L600	L400	L200
Section Times	2:22.85 (0:11.16)	2:11.68 [2] (0:14.04)	1:57.64 [2] (0:14.94)	1:42.70 [2] (0:15.11)	1:27.60 [2] (0:15.96)	1:11.64 [3] (0:15.61)	0:56.03 [3] (0:14.87)	0:41.16 [3] (0:13.74)	0:27.42 [2] (0:13.73)	0:13.68 [1] (0:13.68)
Average Speed [km/h]	55.8	51.8	49.2	47.7	45.8	46.7	48.4	52.9	52.8	52.7
Top Speed [km/h]	56.5	56.0	50.8	49.6	47.4	48.0	50.7	53.7	53.5	53.4
Avg. Dist. to Rail [m]	4.1	1.8	2.5	3.6	2.1	1.8	1.7	1.4	1.0	2.3



[] Ranking at each section and finish
 -:-:- No data available at this section
 NA No data available

Horse/Jockey Name	Sacetas/R E Harrison
Finish Rank	2
Fastest Section Time (Section)	0:13.73 (600-400)
Top Speed [km/h] (Section)	55.6 (1980 - 1800)
Race State	Finished



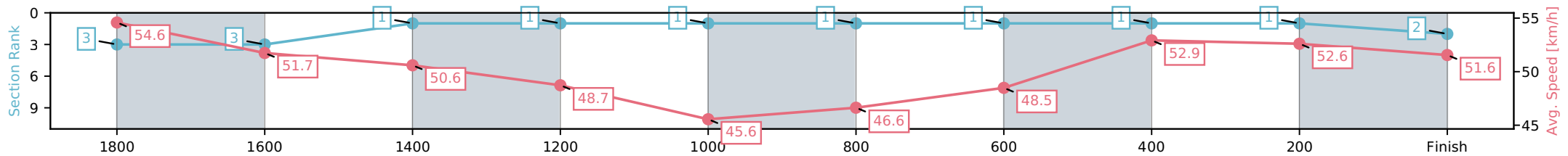
NZ Metropolitan Trotting Club Inc Harness
 Race 7: BUY A WOODLANDS WEANLING 25TH JUNE
 MOBILE PACE - 1980m



20 March 2026 - 8:24PM

Weather: Cloudy

Section	L1980	L1800	L1600	L1400	L1200	L1000	L800	L600	L400	L200
Section Times	2:22.88 (0:11.44)	2:11.44 [3] (0:14.09)	1:57.35 [1] (0:14.58)	1:42.77 [1] (0:14.78)	1:28.00 [1] (0:16.03)	1:11.97 [1] (0:15.62)	0:56.34 [1] (0:14.85)	0:41.50 [1] (0:13.73)	0:27.76 [1] (0:13.79)	0:13.98 [2] (0:13.98)
Average Speed [km/h]	54.6	51.7	50.6	48.7	45.6	46.6	48.5	52.9	52.6	51.6
Top Speed [km/h]	55.6	55.3	52.2	51.9	47.4	48.2	50.7	53.7	53.4	52.6
Avg. Dist. to Rail [m]	1.6	1.8	3.2	3.9	1.8	1.6	1.5	1.4	1.3	4.0



- [] Ranking at each section and finish
- :-:- No data available at this section
- NA No data available

Horse/Jockey Name	Diamonds Are Forever/S W Hill
Finish Rank	3
Fastest Section Time (Section)	0:13.54 (200-0)
Top Speed [km/h] (Section)	55.4 (1980 - 1800)
Race State	Finished



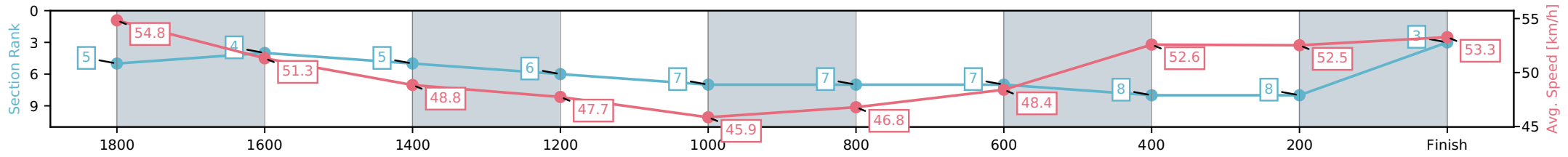
NZ Metropolitan Trotting Club Inc Harness
 Race 7: BUY A WOODLANDS WEANLING 25TH JUNE
 MOBILE PACE - 1980m



20 March 2026 - 8:24PM

Weather: Cloudy

Section	L1980	L1800	L1600	L1400	L1200	L1000	L800	L600	L400	L200
Section Times	2:23.54 (0:11.73)	2:11.81 [4] (0:14.16)	1:57.65 [5] (0:14.92)	1:42.73 [6] (0:15.08)	1:27.65 [7] (0:15.98)	1:11.66 [7] (0:15.60)	0:56.07 [7] (0:14.87)	0:41.20 [8] (0:13.82)	0:27.38 [8] (0:13.84)	0:13.54 [3] (0:13.54)
Average Speed [km/h]	54.8	51.3	48.8	47.7	45.9	46.8	48.4	52.6	52.5	53.3
Top Speed [km/h]	55.4	55.1	50.4	50.0	47.2	48.4	50.7	53.4	54.8	54.9
Avg. Dist. to Rail [m]	1.7	1.4	1.7	3.8	2.2	2.0	2.1	1.5	1.9	6.5



[] Ranking at each section and finish
 -:-:- No data available at this section
 NA No data available

Horse/Jockey Name	Taketheplunge/B N Orange
Finish Rank	4
Fastest Section Time (Section)	0:13.62 (200-0)
Top Speed [km/h] (Section)	55.0 (600-400)
Race State	Finished



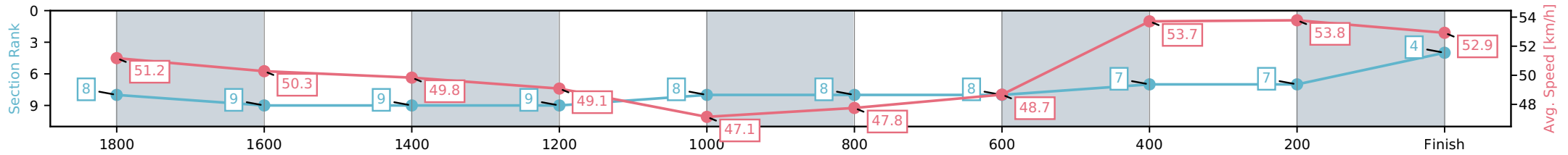
NZ Metropolitan Trotting Club Inc Harness
 Race 7: BUY A WOODLANDS WEANLING 25TH JUNE
 MOBILE PACE - 1980m



20 March 2026 - 8:24PM

Weather: Cloudy

Section	L1980	L1800	L1600	L1400	L1200	L1000	L800	L600	L400	L200
Section Times	2:23.56 (0:12.18)	2:11.38 [9] (0:14.74)	1:56.63 [9] (0:14.82)	1:41.82 [9] (0:14.68)	1:27.14 [8] (0:15.76)	1:11.38 [8] (0:15.46)	0:55.91 [8] (0:14.79)	0:41.12 [7] (0:13.72)	0:27.40 [7] (0:13.79)	0:13.61 [4] (0:13.62)
Average Speed [km/h]	51.2	50.3	49.8	49.1	47.1	47.8	48.7	53.7	53.8	52.9
Top Speed [km/h]	52.2	51.4	50.8	50.7	48.3	49.0	50.7	55.0	54.8	54.8
Avg. Dist. to Rail [m]	9.5	5.0	3.4	5.8	3.9	3.5	3.8	3.4	5.1	10.4



- [] Ranking at each section and finish
- :-:- No data available at this section
- NA No data available

Horse/Jockey Name	Warrior Chief/Craig D Thornley
Finish Rank	5
Fastest Section Time (Section)	0:13.72 (600-400)
Top Speed [km/h] (Section)	55.0 (600-400)
Race State	Finished



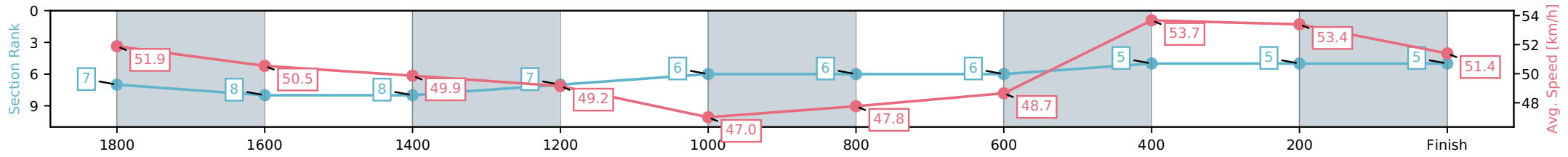
NZ Metropolitan Trotting Club Inc Harness
 Race 7: BUY A WOODLANDS WEANLING 25TH JUNE
 MOBILE PACE - 1980m



20 March 2026 - 8:24PM

Weather: Cloudy

Section	L1980	L1800	L1600	L1400	L1200	L1000	L800	L600	L400	L200
Section Times	2:23.70 (0:12.02)	2:11.68 [8] (0:14.60)	1:57.08 [8] (0:14.80)	1:42.28 [7] (0:14.64)	1:27.63 [6] (0:15.80)	1:11.83 [6] (0:15.46)	0:56.37 [6] (0:14.80)	0:41.57 [5] (0:13.72)	0:27.85 [5] (0:13.86)	0:14.00 [5] (0:14.03)
Average Speed [km/h]	51.9	50.5	49.9	49.2	47.0	47.8	48.7	53.7	53.4	51.4
Top Speed [km/h]	52.8	51.2	51.0	50.7	48.2	48.8	50.8	55.0	54.0	53.5
Avg. Dist. to Rail [m]	7.5	4.0	3.3	5.5	3.8	3.5	3.6	3.3	4.5	8.6



[] Ranking at each section and finish
 -:-:- No data available at this section
 NA No data available

Horse/Jockey Name	Song Sung Blue/R T May
Finish Rank	6
Fastest Section Time (Section)	0:13.74 (600-400)
Top Speed [km/h] (Section)	54.3 (600-400)
Race State	Finished



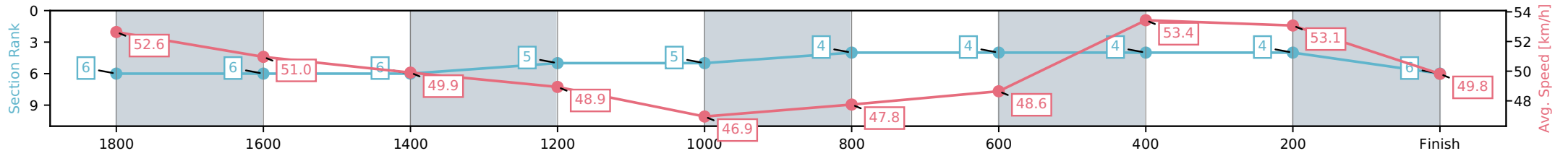
NZ Metropolitan Trotting Club Inc Harness
 Race 7: BUY A WOODLANDS WEANLING 25TH JUNE
 MOBILE PACE - 1980m



20 March 2026 - 8:24PM

Weather: Cloudy

Section	L1980	L1800	L1600	L1400	L1200	L1000	L800	L600	L400	L200
Section Times	2:23.88 (0:11.88)	2:12.00 [6] (0:14.40)	1:57.59 [6] (0:14.77)	1:42.82 [5] (0:14.71)	1:28.11 [5] (0:15.80)	1:12.30 [4] (0:15.46)	0:56.85 [4] (0:14.80)	0:42.05 [4] (0:13.74)	0:28.31 [4] (0:13.87)	0:14.44 [6] (0:14.47)
Average Speed [km/h]	52.6	51.0	49.9	48.9	46.9	47.8	48.6	53.4	53.1	49.8
Top Speed [km/h]	53.5	52.1	51.1	50.1	48.0	48.6	50.9	54.3	53.8	53.4
Avg. Dist. to Rail [m]	3.3	2.9	3.2	5.3	3.7	3.3	3.4	2.9	3.6	5.8



[] Ranking at each section and finish
 -:-:- No data available at this section
 NA No data available

Horse/Jockey Name	Lonnekers/R E Cameron
Finish Rank	7
Fastest Section Time (Section)	0:13.78 (600-400)
Top Speed [km/h] (Section)	54.2 (600-400)
Race State	Finished



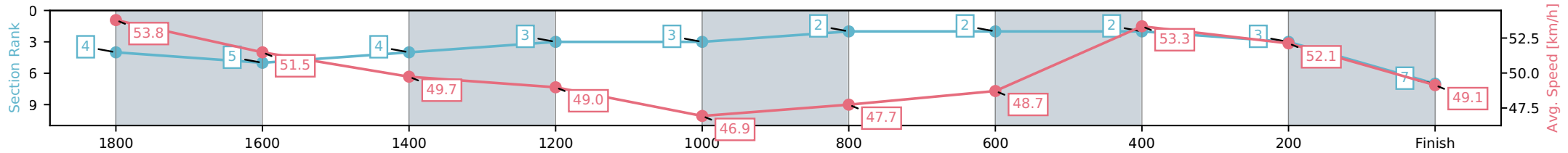
NZ Metropolitan Trotting Club Inc Harness
 Race 7: BUY A WOODLANDS WEANLING 25TH JUNE
 MOBILE PACE - 1980m



20 March 2026 - 8:24PM

Weather: Cloudy

Section	L1980	L1800	L1600	L1400	L1200	L1000	L800	L600	L400	L200
Section Times	2:23.99 (0:11.62)	2:12.37 [5] (0:14.30)	1:58.08 [4] (0:14.84)	1:43.23 [3] (0:14.70)	1:28.54 [3] (0:15.82)	1:12.72 [2] (0:15.46)	0:57.25 [2] (0:14.78)	0:42.47 [2] (0:13.78)	0:28.70 [3] (0:14.05)	0:14.64 [7] (0:14.68)
Average Speed [km/h]	53.8	51.5	49.7	49.0	46.9	47.7	48.7	53.3	52.1	49.1
Top Speed [km/h]	54.1	53.3	51.2	50.1	48.0	48.4	51.2	54.2	52.9	51.3
Avg. Dist. to Rail [m]	6.4	3.3	3.3	5.4	3.8	3.4	3.4	2.9	2.7	3.9



- [] Ranking at each section and finish
- :-:- No data available at this section
- NA No data available

Horse/Jockey Name	Amass/J C Morrison
Finish Rank	8
Fastest Section Time (Section)	0:13.87 (600-400)
Top Speed [km/h] (Section)	57.6 (1980 - 1800)
Race State	Finished



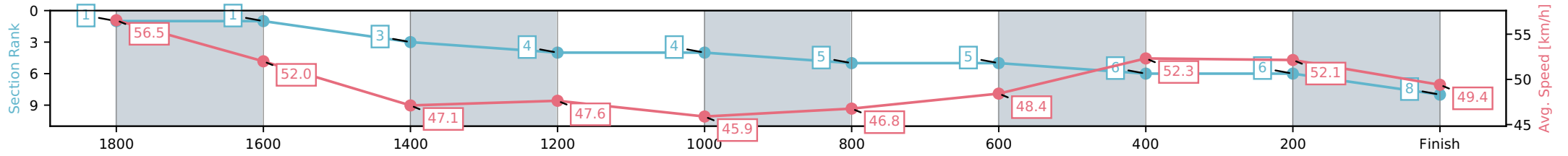
NZ Metropolitan Trotting Club Inc Harness
 Race 7: BUY A WOODLANDS WEANLING 25TH JUNE
 MOBILE PACE - 1980m



20 March 2026 - 8:24PM

Weather: Cloudy

Section	L1980	L1800	L1600	L1400	L1200	L1000	L800	L600	L400	L200
Section Times	2:24.36 (0:11.02)	2:13.34 [1] (0:13.99)	1:59.34 [3] (0:15.45)	1:43.90 [4] (0:15.11)	1:28.79 [4] (0:15.97)	1:12.82 [5] (0:15.60)	0:57.22 [5] (0:14.87)	0:42.35 [6] (0:13.87)	0:28.48 [6] (0:13.92)	0:14.56 [8] (0:14.59)
Average Speed [km/h]	56.5	52.0	47.1	47.6	45.9	46.8	48.4	52.3	52.1	49.4
Top Speed [km/h]	57.6	57.1	49.4	49.5	47.1	48.1	51.0	52.9	52.7	52.3
Avg. Dist. to Rail [m]	9.8	2.1	1.6	3.5	2.3	1.8	1.8	1.3	1.5	3.0



[] Ranking at each section and finish
 -:-:- No data available at this section
 NA No data available

Horse/Jockey Name	Slots/T S Chmiel
Finish Rank	9
Fastest Section Time (Section)	0:13.76 (600-400)
Top Speed [km/h] (Section)	54.0 (600-400)
Race State	Finished



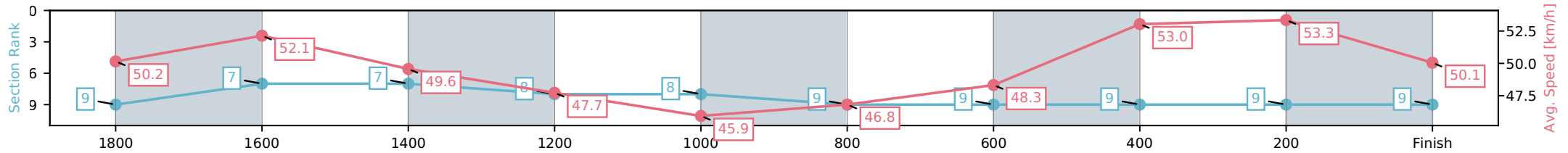
NZ Metropolitan Trotting Club Inc Harness
 Race 7: BUY A WOODLANDS WEANLING 25TH JUNE
 MOBILE PACE - 1980m



20 March 2026 - 8:24PM

Weather: Cloudy

Section	L1980	L1800	L1600	L1400	L1200	L1000	L800	L600	L400	L200
Section Times	2:24.59 (0:12.48)	2:12.11 [7] (0:13.96)	1:58.15 [7] (0:14.69)	1:43.45 [8] (0:15.09)	1:28.36 [8] (0:15.95)	1:12.41 [9] (0:15.60)	0:56.81 [9] (0:14.90)	0:41.91 [9] (0:13.76)	0:28.15 [9] (0:13.77)	0:14.38 [9] (0:14.40)
Average Speed [km/h]	50.2	52.1	49.6	47.7	45.9	46.8	48.3	53.0	53.3	50.1
Top Speed [km/h]	52.0	53.5	50.8	50.6	47.2	48.3	50.8	54.0	53.9	53.1
Avg. Dist. to Rail [m]	10.1	2.1	1.7	3.8	2.3	2.0	2.4	2.1	3.5	7.0



- [] Ranking at each section and finish
- :-:- No data available at this section
- NA No data available