



NZ Metropolitan Trotting Club Inc Harness  
 Race 8: ROAD METALS HANDICAP PACE - 2600m  
 20 March 2026 - 8:54PM



Weather: Cloudy

Field Times (Race Tempo) 3:10.61 (0:16.35) 2:54.26 (0:14.40) 2:39.85 (0:15.45) 2:24.40 (0:14.71) 2:09.69 (0:14.67) 1:55.02 (0:14.84) 1:40.17 (0:14.91) 1:25.27 (0:14.85)

Rank	TAB#	Horse	Overall Time	First 400m	Top Speed km/h (Section)	L2600	L2400	L2200	L2000	L1800	L1600	L1400	L1200
	(BAR#)	Driver	Margin (DT-W)	Last 600m	Fastest Section (Time)	Start - 2400	2400 - 2200	2200 - 2000	2000 - 1800	1800 - 1600	1600 - 1400	1400 - 1200	1200 - 1000
1	6	Got The Chocolates	3:10.61	0:33.94	55.0 (800-600)	3:10.61	2:51.12 [5]	2:36.66 [5]	2:21.76 [5]	2:07.21 [5]	1:52.77 [5]	1:38.38 [5]	1:23.90 [5]
	(2)	John R Dunn		0:41.14	800-600 (0:13.27)	(0:19.48)	(0:14.46)	(0:14.91)	(0:14.54)	(0:14.44)	(0:14.39)	(0:14.48)	(0:14.92)
2	4	It's Tough	3:11.55	0:31.30	55.9 (2600 - 2400)	3:11.55	2:53.88 [2]	2:40.25 [2]	2:25.02 [2]	2:10.63 [1]	1:55.96 [1]	1:41.11 [1]	1:26.21 [1]
	(2)	R E Harrison	5.4L (-10)	0:42.49	2400-2200 (0:13.63)	(0:17.67)	(0:13.63)	(0:15.23)	(0:14.39)	(0:14.67)	(0:14.84)	(0:14.91)	(0:14.85)
3	3	American Me	3:11.73	0:32.13	54.2 (2400-2200)	3:11.73	2:53.74 [3]	2:39.60 [3]	2:24.64 [3]	2:09.94 [3]	1:55.07 [3]	1:40.37 [3]	1:25.66 [3]
	(1)	S E O'Reilly	1.0L (-9)	0:42.06	800-600 (0:13.78)	(0:17.99)	(0:14.14)	(0:14.96)	(0:14.70)	(0:14.87)	(0:14.70)	(0:14.71)	(0:14.90)
4	5	Smoke On The Water	3:12.04	0:32.55	54.8 (600-400)	3:12.04	2:53.31 [4]	2:39.49 [4]	2:24.61 [4]	2:09.94 [4]	1:55.05 [4]	1:40.35 [4]	1:25.66 [4]
	(1)	R D Close	8.2L (-4)	0:42.24	800-600 (0:13.62)	(0:18.73)	(0:13.82)	(0:14.88)	(0:14.67)	(0:14.89)	(0:14.69)	(0:14.69)	(0:14.92)
5	2	Cocktails And Caviar	3:12.13	0:30.75	53.5 (2600 - 2400)	3:12.13	2:55.78 [1]	2:41.37 [1]	2:25.92 [1]	2:10.87 [2]	1:56.22 [2]	1:41.37 [2]	1:26.43 [2]
	(2)	T S Chmiel	8.7L (-10)	0:42.77	800-600 (0:13.92)	(0:16.35)	(0:14.40)	(0:15.45)	(0:15.04)	(0:14.65)	(0:14.85)	(0:14.94)	(0:14.83)
6	1	Double Jeopardy	3:17.24	0:36.55	51.6 (800-600)	3:17.24	2:55.74 [6]	2:40.70 [6]	2:25.72 [6]	2:11.11 [6]	1:56.25 [6]	1:41.56 [6]	1:27.27 [6]
	(1)	N M Burton	37.9L (-11)	0:44.33	800-600 (0:14.06)	(0:21.50)	(0:15.05)	(0:14.97)	(0:14.61)	(0:14.86)	(0:14.70)	(0:14.28)	(0:14.49)

- [ ] Position in running at each section and finish
- [-:-:-] No data available at this section
- NA No data available
- DNT Did not track
- TAB# Saddle cloth number
- BAR# Barrier/Gate Position
- DNF Did not finish
- DT-W Distance travelled compared to winner in metres
- Fastest split
- Fastest section



NZ Metropolitan Trotting Club Inc Harness  
 Race 8: ROAD METALS HANDICAP PACE - 2600m  
 20 March 2026 - 8:54PM



Weather: Cloudy

Field Times  
 (Race Tempo)                      1:10.42    0:55.47    0:41.53    0:27.66    0:13.75  
     (0:14.95)   (0:13.94)   (0:13.87)   (0:13.91)   (0:13.75)

Rank	TAB#	Horse	Overall Time	First 400m	Top Speed km/h (Section)	L1000	L800	L600	L400	L200			
	(BAR#)	Driver	Margin (DT-W)	Last 600m	Fastest Section (Time)	1000 - 800	800 - 600	600 - 400	400 - 200	200 - Finish			
1	6	Got The Chocolates	3:10.61	0:33.94	55.0 (800-600)	1:08.98 [5]	0:54.41 [5]	0:41.14 [3]	0:27.36 [2]	0:13.75 [1]			
	(2)	John R Dunn		0:41.14	800-600 (0:13.27)	(0:14.58)	(0:13.27)	(0:13.78)	(0:13.61)	(0:13.75)			
2	4	It's Tough	3:11.55	0:31.30	55.9 (2600 - 2400)	1:11.36 [1]	0:56.41 [1]	0:42.47 [1]	0:28.60 [1]	0:14.62 [2]			
	(2)	R E Harrison	5.4L (-10)	0:42.49	2400-2200 (0:13.63)	(0:14.95)	(0:13.94)	(0:13.87)	(0:13.98)	(0:14.64)			
3	3	American Me	3:11.73	0:32.13	54.2 (2400-2200)	1:10.75 [3]	0:55.86 [3]	0:42.08 [4]	0:28.11 [5]	0:14.13 [5]			
	(1)	S E O'Reilly	1.0L (-9)	0:42.06	800-600 (0:13.78)	(0:14.90)	(0:13.78)	(0:13.96)	(0:13.98)	(0:14.12)			
4	5	Smoke On The Water	3:12.04	0:32.55	54.8 (600-400)	1:10.75 [4]	0:55.85 [4]	0:42.23 [5]	0:28.46 [4]	0:14.53 [4]			
	(1)	R D Close	8.2L (-4)	0:42.24	800-600 (0:13.62)	(0:14.90)	(0:13.62)	(0:13.77)	(0:13.93)	(0:14.54)			
5	2	Cocktails And Caviar	3:12.13	0:30.75	53.5 (2600 - 2400)	1:11.60 [2]	0:56.68 [2]	0:42.77 [2]	0:28.84 [3]	0:14.75 [3]			
	(2)	T S Chmiel	8.7L (-10)	0:42.77	800-600 (0:13.92)	(0:14.92)	(0:13.92)	(0:13.92)	(0:14.10)	(0:14.75)			
6	1	Double Jeopardy	3:17.24	0:36.55	51.6 (800-600)	1:12.78 [6]	0:58.38 [6]	0:44.32 [6]	0:29.89 [6]	0:15.19 [6]			
	(1)	N M Burton	37.9L (-11)	0:44.33	800-600 (0:14.06)	(0:14.40)	(0:14.06)	(0:14.42)	(0:14.70)	(0:15.21)			

- [ ] Position in running at each section and finish    TAB# Saddle cloth number                       Fastest split
- :--:-- No data available at this section                      BAR# Barrier/Gate Position                                       Fastest section
- NA No data available    DNF Did not finish
- DNT Did not track    DT-W Distance travelled compared to winner in metres

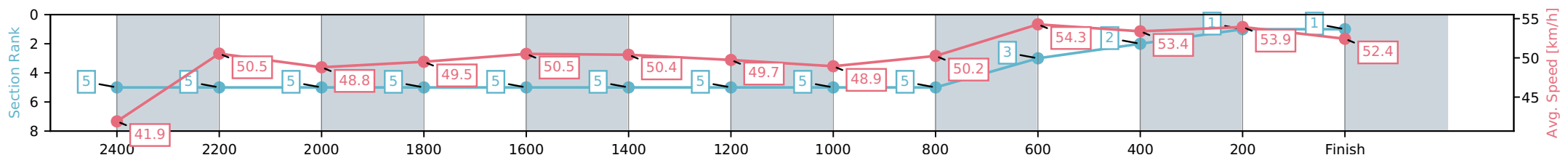
Horse/Jockey Name	Got The Chocolates/John R Dunn
Finish Rank	1
Fastest Section Time (Section)	0:13.27 (800-600)
Top Speed [km/h] (Section)	55.0 (800-600)
Race State	Finished



NZ Metropolitan Trotting Club Inc Harness  
 Race 8: ROAD METALS HANDICAP PACE - 2600m  
 20 March 2026 - 8:54PM  
 Weather: Cloudy



Section	L2600	L2400	L2200	L2000	L1800	L1600	L1400	L1200	L1000	L800	L600	L400	L200
Section Times	3:10.61 (0:19.48)	2:51.12 [5] (0:14.46)	2:36.66 [5] (0:14.91)	2:21.76 [5] (0:14.54)	2:07.21 [5] (0:14.44)	1:52.77 [5] (0:14.39)	1:38.38 [5] (0:14.48)	1:23.90 [5] (0:14.92)	1:08.98 [5] (0:14.58)	0:54.41 [3] (0:13.27)	0:41.14 [2] (0:13.78)	0:27.36 [1] (0:13.61)	0:13.75 [1] (0:13.75)
Average Speed [km/h]	41.9	50.5	48.8	49.5	50.5	50.4	49.7	48.9	50.2	54.3	53.4	53.9	52.4
Top Speed [km/h]	52.5	52.6	49.5	49.8	51.3	51.7	52.1	49.8	51.7	55.0	54.5	54.2	54.1
Avg. Dist. to Rail [m]	8.0	2.2	1.6	2.5	2.3	1.2	3.1	1.7	2.3	3.9	3.2	3.0	5.0



[ ] Ranking at each section and finish  
 -:-:- No data available at this section  
 NA No data available

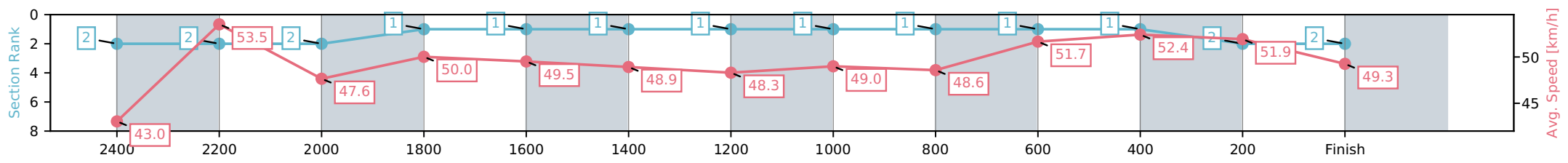
Horse/Jockey Name	It's Tough/R E Harrison
Finish Rank	2
Fastest Section Time (Section)	0:13.63 (2400-2200)
Top Speed [km/h] (Section)	55.9 (2600 - 2400)
Race State	Finished



NZ Metropolitan Trotting Club Inc Harness  
 Race 8: ROAD METALS HANDICAP PACE - 2600m  
 20 March 2026 - 8:54PM  
 Weather: Cloudy



Section	L2600	L2400	L2200	L2000	L1800	L1600	L1400	L1200	L1000	L800	L600	L400	L200
Section Times	3:11.55 (0:17.67)	2:53.88 [2] (0:13.63)	2:40.25 [2] (0:15.23)	2:25.02 [1] (0:14.39)	2:10.63 [1] (0:14.67)	1:55.96 [1] (0:14.84)	1:41.11 [1] (0:14.91)	1:26.21 [1] (0:14.85)	1:11.36 [1] (0:14.95)	0:56.41 [1] (0:13.94)	0:42.47 [1] (0:13.87)	0:28.60 [2] (0:13.98)	0:14.62 [2] (0:14.64)
Average Speed [km/h]	43.0	53.5	47.6	50.0	49.5	48.9	48.3	49.0	48.6	51.7	52.4	51.9	49.3
Top Speed [km/h]	55.9	55.7	51.4	52.6	50.8	49.4	49.2	49.4	49.4	52.5	52.8	52.2	52.0
Avg. Dist. to Rail [m]	7.1	1.8	1.1	2.3	1.6	1.2	2.1	1.3	1.2	1.9	1.5	1.5	3.1



[ ] Ranking at each section and finish  
 -:-:- No data available at this section  
 NA No data available

Horse/Jockey Name	American Me/S E O'Reilly
Finish Rank	3
Fastest Section Time (Section)	0:13.78 (800-600)
Top Speed [km/h] (Section)	54.2 (2400-2200)
Race State	Finished



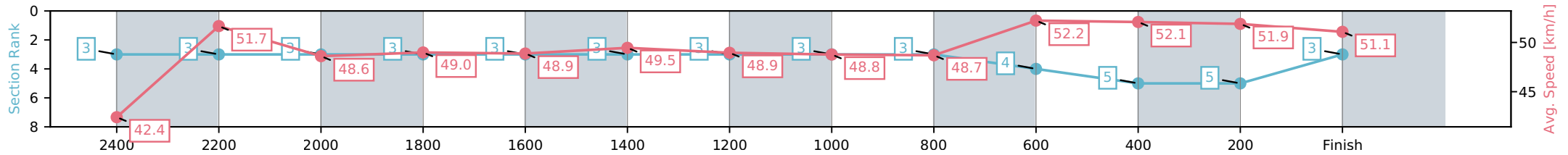
NZ Metropolitan Trotting Club Inc Harness  
Race 8: ROAD METALS HANDICAP PACE - 2600m



20 March 2026 - 8:54PM

Weather: Cloudy

Section	L2600	L2400	L2200	L2000	L1800	L1600	L1400	L1200	L1000	L800	L600	L400	L200
Section Times	3:11.73 (0:17.99)	2:53.74 [3] (0:14.14)	2:39.60 [3] (0:14.96)	2:24.64 [3] (0:14.70)	2:09.94 [3] (0:14.87)	1:55.07 [3] (0:14.70)	1:40.37 [3] (0:14.71)	1:25.66 [3] (0:14.90)	1:10.75 [3] (0:14.90)	0:55.86 [4] (0:13.78)	0:42.08 [5] (0:13.96)	0:28.11 [5] (0:13.98)	0:14.13 [3] (0:14.12)
Average Speed [km/h]	42.4	51.7	48.6	49.0	48.9	49.5	48.9	48.8	48.7	52.2	52.1	51.9	51.1
Top Speed [km/h]	54.1	54.2	51.0	50.0	49.8	50.4	50.7	49.6	49.7	53.2	52.7	52.4	52.2
Avg. Dist. to Rail [m]	4.5	2.0	1.6	2.1	1.6	1.4	2.5	1.3	1.2	1.8	1.5	1.4	4.5



- [ ] Ranking at each section and finish
- :-:- No data available at this section
- NA No data available

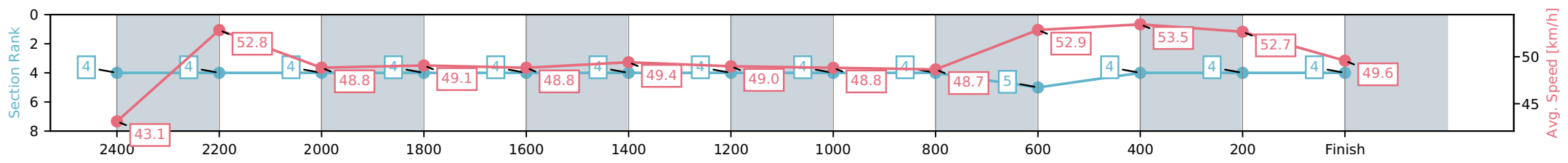
Horse/Jockey Name	Smoke On The Water/R D Close
Finish Rank	4
Fastest Section Time (Section)	0:13.62 (800-600)
Top Speed [km/h] (Section)	54.8 (600-400)
Race State	Finished



NZ Metropolitan Trotting Club Inc Harness  
 Race 8: ROAD METALS HANDICAP PACE - 2600m  
 20 March 2026 - 8:54PM  
 Weather: Cloudy



Section	L2600	L2400	L2200	L2000	L1800	L1600	L1400	L1200	L1000	L800	L600	L400	L200
Section Times	3:12.04 (0:18.73)	2:53.31 [4] (0:13.82)	2:39.49 [4] (0:14.88)	2:24.61 [4] (0:14.67)	2:09.94 [4] (0:14.89)	1:55.05 [4] (0:14.69)	1:40.35 [4] (0:14.69)	1:25.66 [4] (0:14.92)	1:10.75 [4] (0:14.90)	0:55.85 [5] (0:13.62)	0:42.23 [4] (0:13.77)	0:28.46 [4] (0:13.93)	0:14.53 [4] (0:14.54)
Average Speed [km/h]	43.1	52.8	48.8	49.1	48.8	49.4	49.0	48.8	48.7	52.9	53.5	52.7	49.6
Top Speed [km/h]	53.9	54.5	51.3	50.1	49.8	50.5	51.0	49.7	49.7	54.6	54.8	53.7	51.4
Avg. Dist. to Rail [m]	5.7	1.9	1.3	1.8	1.7	1.2	2.4	1.4	1.1	2.5	3.1	3.0	5.8



[ ] Ranking at each section and finish  
 -:-:- No data available at this section  
 NA No data available

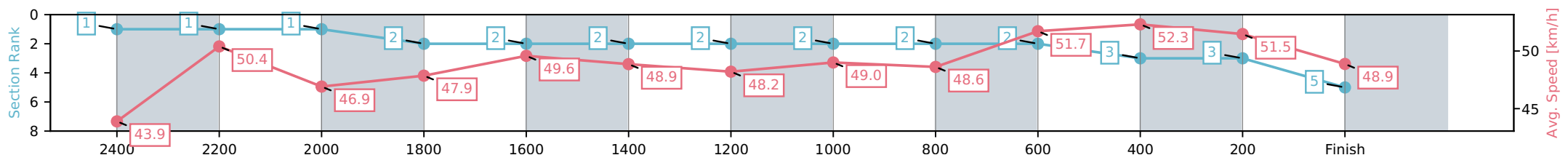
Horse/Jockey Name	Cocktails And Caviar/T S Chmiel
Finish Rank	5
Fastest Section Time (Section)	0:13.92 (800-600)
Top Speed [km/h] (Section)	53.5 (2600 - 2400)
Race State	Finished



NZ Metropolitan Trotting Club Inc Harness  
 Race 8: ROAD METALS HANDICAP PACE - 2600m  
 20 March 2026 - 8:54PM  
 Weather: Cloudy



Section	L2600	L2400	L2200	L2000	L1800	L1600	L1400	L1200	L1000	L800	L600	L400	L200
Section Times	3:12.13 (0:16.35)	2:55.78 [1] (0:14.40)	2:41.37 [1] (0:15.45)	2:25.92 [2] (0:15.04)	2:10.87 [2] (0:14.65)	1:56.22 [2] (0:14.85)	1:41.37 [2] (0:14.94)	1:26.43 [2] (0:14.83)	1:11.60 [2] (0:14.92)	0:56.68 [2] (0:13.92)	0:42.77 [3] (0:13.92)	0:28.84 [3] (0:14.10)	0:14.75 [5] (0:14.75)
Average Speed [km/h]	43.9	50.4	46.9	47.9	49.6	48.9	48.2	49.0	48.6	51.7	52.3	51.5	48.9
Top Speed [km/h]	53.5	53.1	49.3	50.1	50.7	49.5	49.6	50.1	49.4	52.7	52.6	52.3	50.2
Avg. Dist. to Rail [m]	3.0	1.0	0.9	1.4	1.5	1.1	2.0	1.2	1.1	1.8	1.7	1.2	2.1



[ ] Ranking at each section and finish  
 -:-:- No data available at this section  
 NA No data available

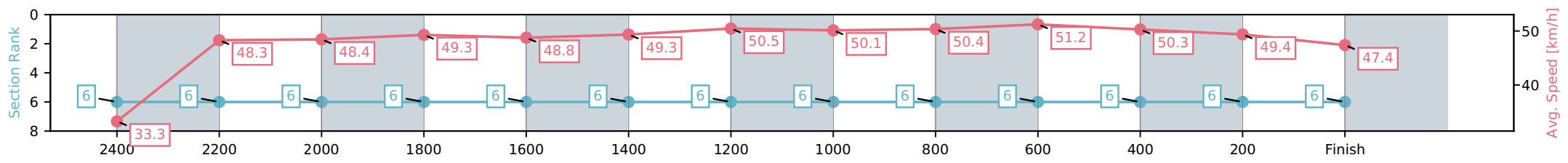
Horse/Jockey Name	Double Jeopardy/N M Burton
Finish Rank	6
Fastest Section Time (Section)	0:14.06 (800-600)
Top Speed [km/h] (Section)	51.6 (800-600)
Race State	Finished



NZ Metropolitan Trotting Club Inc Harness  
 Race 8: ROAD METALS HANDICAP PACE - 2600m  
 20 March 2026 - 8:54PM  
 Weather: Cloudy



Section	L2600	L2400	L2200	L2000	L1800	L1600	L1400	L1200	L1000	L800	L600	L400	L200
Section Times	3:17.24 (0:21.50)	2:55.74 [6] (0:15.05)	2:40.70 [6] (0:14.97)	2:25.72 [6] (0:14.61)	2:11.11 [6] (0:14.86)	1:56.25 [6] (0:14.70)	1:41.56 [6] (0:14.28)	1:27.27 [6] (0:14.49)	1:12.78 [6] (0:14.40)	0:58.38 [6] (0:14.06)	0:44.32 [6] (0:14.42)	0:29.89 [6] (0:14.70)	0:15.19 [6] (0:15.21)
Average Speed [km/h]	33.3	48.3	48.4	49.3	48.8	49.3	50.5	50.1	50.4	51.2	50.3	49.4	47.4
Top Speed [km/h]	45.6	49.2	50.0	49.7	49.4	50.5	50.7	51.2	51.4	51.6	51.4	49.6	49.2
Avg. Dist. to Rail [m]	3.6	1.3	1.3	2.4	1.3	1.3	3.7	1.2	1.3	2.3	1.2	1.6	4.4



[ ] Ranking at each section and finish  
 -:-:- No data available at this section  
 NA No data available