



NZ Metropolitan Trotting Club Inc Harness
 Race 9: GOLD BAND TAXIS MOBILE PACE - 2600m
 20 March 2026 - 9:24PM



Weather: Cloudy

Field Times (Race Tempo) 3:13.90 (0:12.38) 3:01.52 (0:14.49) 2:47.03 (0:15.72) 2:31.32 (0:15.42) 2:15.90 (0:16.23) 1:59.66 (0:16.21) 1:43.45 (0:15.59) 1:27.86 (0:15.86)

Rank	TAB#	Horse	Overall Time	First 400m	Top Speed km/h (Section)	L2600	L2400	L2200	L2000	L1800	L1600	L1400	L1200
	(BAR#)	Driver	Margin (DT-W)	Last 600m	Fastest Section (Time)	Start - 2400	2400 - 2200	2200 - 2000	2000 - 1800	1800 - 1600	1600 - 1400	1400 - 1200	1200 - 1000
1	9	Arma Hunter	3:13.90	0:27.90	54.0 (2600 - 2400)	3:13.90	3:01.00 [6]	2:45.99 [7]	2:30.58 [5]	2:15.90 [1]	1:59.66 [1]	1:43.45 [1]	1:27.86 [1]
	(9)	John R Dunn		0:41.90	2600 - 2400 (0:12.90)	(0:12.90)	(0:15.00)	(0:15.41)	(0:14.69)	(0:16.24)	(0:16.22)	(0:15.59)	(0:15.86)
2	7	Captain Cool	3:13.97	0:26.87	56.9 (2600 - 2400)	3:13.97	3:01.59 [1]	2:47.10 [1]	2:31.39 [1]	2:15.72 [2]	1:59.37 [2]	1:43.15 [2]	1:27.58 [3]
	(7)	B N Orange	0.0L (-11)	0:41.62	2600 - 2400 (0:12.38)	(0:12.38)	(0:14.49)	(0:15.72)	(0:15.67)	(0:16.35)	(0:16.22)	(0:15.57)	(0:15.89)
3	10	Route Sixty Six	3:14.22	0:27.65	55.5 (200-0)	3:14.22	3:01.13 [7]	2:46.56 [5]	2:30.94 [4]	2:15.29 [4]	1:58.94 [4]	1:42.76 [6]	1:27.21 [7]
	(10)	W J House	1.9L (-10)	0:41.18	2600 - 2400 (0:13.09)	(0:13.09)	(0:14.56)	(0:15.63)	(0:15.65)	(0:16.35)	(0:16.18)	(0:15.54)	(0:15.94)
4	1	Jukebox Gypsy	3:14.28	0:27.27	54.9 (2600 - 2400)	3:14.28	3:01.69 [2]	2:47.00 [2]	2:31.33 [2]	2:15.67 [3]	1:59.31 [3]	1:43.12 [3]	1:27.58 [5]
	(1)	G D O'Reilly	2.2L (-13)	0:41.56	2600 - 2400 (0:12.59)	(0:12.59)	(0:14.68)	(0:15.67)	(0:15.66)	(0:16.36)	(0:16.19)	(0:15.54)	(0:15.92)
5	8	Flying Ace	3:14.51	0:27.41	54.8 (2600 - 2400)	3:14.51	3:01.82 [3]	2:47.10 [3]	2:31.32 [3]	2:15.54 [5]	1:59.06 [5]	1:43.05 [5]	1:27.95 [4]
	(8)	O G Thornley	3.5L (+16)	0:42.13	2600 - 2400 (0:12.69)	(0:12.69)	(0:14.72)	(0:15.79)	(0:15.78)	(0:16.47)	(0:16.01)	(0:15.10)	(0:15.81)
6	11	Mostert	3:14.51	0:28.12	53.8 (2600 - 2400)	3:14.51	3:01.26 [8]	2:46.39 [9]	2:30.29 [9]	2:14.56 [9]	1:58.26 [10]	1:43.34 [4]	1:28.27 [2]
	(11)	K A Butt	3.5L (+15)	0:42.41	2600 - 2400 (0:13.26)	(0:13.26)	(0:14.86)	(0:16.10)	(0:15.72)	(0:16.30)	(0:14.92)	(0:15.08)	(0:15.83)
7	5	Always Bee Gee	3:14.98	0:27.45	55.0 (2600 - 2400)	3:14.98	3:02.29 [3]	2:47.53 [4]	2:31.47 [6]	2:15.70 [6]	1:59.23 [7]	1:43.21 [7]	1:28.13 [6]
	(5)	S J Thornley	6.2L (+13)	0:42.30	2600 - 2400 (0:12.69)	(0:12.69)	(0:14.76)	(0:16.06)	(0:15.77)	(0:16.48)	(0:16.02)	(0:15.08)	(0:15.83)
8	6	Hugo	3:15.27	0:28.74	54.0 (200-0)	3:15.27	3:01.15 [11]	2:46.53 [11]	2:30.41 [11]	2:14.72 [11]	1:59.06 [9]	1:43.08 [10]	1:27.48 [11]
	(6)	R D Close	7.8L (-4)	0:41.59	200-0 (0:13.63)	(0:14.12)	(0:14.62)	(0:16.12)	(0:15.69)	(0:15.66)	(0:15.98)	(0:15.60)	(0:15.90)
9	2	Whyamihere	3:15.46	0:27.77	53.9 (2600 - 2400)	3:15.46	3:02.63 [5]	2:47.69 [6]	2:31.62 [8]	2:15.85 [8]	1:59.33 [8]	1:43.32 [9]	1:28.23 [8]
	(2)	J F Curtin	1.0L (+10)	0:42.44	2600 - 2400 (0:12.83)	(0:12.83)	(0:14.94)	(0:16.08)	(0:15.77)	(0:16.52)	(0:16.01)	(0:15.10)	(0:15.77)
10	12	Rockoutray	3:16.22	0:28.07	53.0 (400-200)	3:16.22	3:02.63 [10]	2:48.15 [8]	2:32.53 [7]	2:16.89 [7]	2:00.54 [6]	1:44.39 [8]	1:28.82 [9]
	(12)	R T May	13.3L (-14)	0:42.91	2600 - 2400 (0:13.59)	(0:13.59)	(0:14.48)	(0:15.62)	(0:15.64)	(0:16.35)	(0:16.14)	(0:15.57)	(0:15.94)

Scratched: Zeus (#4)

- [] Position in running at each section and finish
- :-:- No data available at this section
- NA No data available
- DNT Did not track
- TAB# Saddle cloth number
- BAR# Barrier/Gate Position
- DNF Did not finish
- DT-W Distance travelled compared to winner in metres
- Fastest split
- Fastest section



NZ Metropolitan Trotting Club Inc Harness
 Race 9: GOLD BAND TAXIS MOBILE PACE - 2600m
 20 March 2026 - 9:24PM



Weather: Cloudy

Field Times (Race Tempo) 3:13.90 (0:12.38) 3:01.52 (0:14.49) 2:47.03 (0:15.72) 2:31.32 (0:15.42) 2:15.90 (0:16.23) 1:59.66 (0:16.21) 1:43.45 (0:15.59) 1:27.86 (0:15.86)

Rank	TAB#	Horse	Overall Time	First 400m	Top Speed km/h (Section)	L2600	L2400	L2200	L2000	L1800	L1600	L1400	L1200
	(BAR#)	Driver	Margin (DT-W)	Last 600m	Fastest Section (Time)	Start - 2400	2400 - 2200	2200 - 2000	2000 - 1800	1800 - 1600	1600 - 1400	1400 - 1200	1200 - 1000
11	3	Betterwithbling	3:16.50	0:28.40	52.6 (400-200)	3:16.50	3:02.97 [9]	2:48.10 [10]	2:31.98 [10]	2:16.27 [10]	1:59.94 [11]	1:44.04 [11]	1:28.92 [10]
	(3)	T P Borcoskie	14.9L (+10)	0:43.21	2600 - 2400 (0:13.53)	(0:13.53)	(0:14.87)	(0:16.12)	(0:15.71)	(0:16.33)	(0:15.90)	(0:15.12)	(0:15.76)
12	13	Shards Lyric	3:16.70	0:29.18	53.4 (2600 - 2400)	3:16.70	3:02.48 [12]	2:47.52 [12]	2:31.51 [12]	2:15.84 [12]	1:59.64 [12]	1:43.86 [12]	1:28.81 [12]
	(U1)	S E O'Reilly	1.0L (+8)	0:43.09	400-200 (0:14.15)	(0:14.22)	(0:14.96)	(0:16.01)	(0:15.67)	(0:16.20)	(0:15.78)	(0:15.05)	(0:15.76)

Scratched: Zeus (#4)

[] Position in running at each section and finish TAB# Saddle cloth number

Fastest split

-:--:-- No data available at this section

BAR# Barrier/Gate Position

Fastest section

NA No data available

DNF Did not finish

DNT Did not track

DT-W Distance travelled compared to winner in metres



NZ Metropolitan Trotting Club Inc Harness
 Race 9: GOLD BAND TAXIS MOBILE PACE - 2600m
 20 March 2026 - 9:24PM



Weather: Cloudy

Field Times
 (Race Tempo) 1:12.00 0:56.49 0:41.90 0:27.67 0:13.69
 (0:15.50) (0:14.59) (0:14.23) (0:13.98) (0:13.69)

Rank	TAB#	Horse	Overall Time	First 400m	Top Speed km/h (Section)	L1000	L800	L600	L400	L200			
	(BAR#)	Driver	Margin (DT-W)	Last 600m	Fastest Section (Time)	1000 - 800	800 - 600	600 - 400	400 - 200	200 - Finish			
1	9	Arma Hunter	3:13.90	0:27.90	54.0 (2600 - 2400)	1:12.00 [1]	0:56.50 [1]	0:41.90 [1]	0:27.67 [1]	0:13.69 [1]			
	(9)	John R Dunn		0:41.90	2600 - 2400 (0:12.90)	(0:15.50)	(0:14.59)	(0:14.23)	(0:13.98)	(0:13.69)			
2	7	Captain Cool	3:13.97	0:26.87	56.9 (2600 - 2400)	1:11.70 [3]	0:56.23 [3]	0:41.62 [3]	0:27.43 [3]	0:13.48 [2]			
	(7)	B N Orange	0.0L (-11)	0:41.62	2600 - 2400 (0:12.38)	(0:15.46)	(0:14.61)	(0:14.19)	(0:13.95)	(0:13.48)			
3	10	Route Sixty Six	3:14.22	0:27.65	55.5 (200-0)	1:11.27 [7]	0:55.82 [7]	0:41.20 [8]	0:27.07 [7]	0:13.24 [6]			
	(10)	W J House	1.9L (-10)	0:41.18	2600 - 2400 (0:13.09)	(0:15.45)	(0:14.63)	0:14.12	0:13.83	0:13.23			
4	1	Jukebox Gypsy	3:14.28	0:27.27	54.9 (2600 - 2400)	1:11.66 [5]	0:56.21 [5]	0:41.58 [6]	0:27.42 [5]	0:13.53 [5]			
	(1)	G D O'Reilly	2.2L (-13)	0:41.56	2600 - 2400 (0:12.59)	(0:15.45)	(0:14.63)	(0:14.16)	(0:13.89)	(0:13.51)			
5	8	Flying Ace	3:14.51	0:27.41	54.8 (2600 - 2400)	1:12.14 [4]	0:56.71 [4]	0:42.12 [4]	0:27.90 [4]	0:13.81 [4]			
	(8)	O G Thornley	3.5L (+16)	0:42.13	2600 - 2400 (0:12.69)	(0:15.43)	(0:14.59)	(0:14.22)	(0:14.09)	(0:13.82)			
6	11	Mostert	3:14.51	0:28.12	53.8 (2600 - 2400)	1:12.44 [2]	0:56.98 [2]	0:42.41 [2]	0:28.14 [2]	0:13.94 [3]			
	(11)	K A Butt	3.5L (+15)	0:42.41	2600 - 2400 (0:13.26)	(0:15.45)	(0:14.57)	(0:14.27)	(0:14.20)	(0:13.94)			
7	5	Always Bee Gee	3:14.98	0:27.45	55.0 (2600 - 2400)	1:12.30 [6]	0:56.88 [6]	0:42.30 [5]	0:28.10 [6]	0:13.98 [7]			
	(5)	S J Thornley	6.2L (+13)	0:42.30	2600 - 2400 (0:12.69)	0:15.42	0:14.58	0:14.20	0:14.12	0:13.98			
8	6	Hugo	3:15.27	0:28.74	54.0 (200-0)	1:11.58 [12]	0:56.16 [11]	0:41.60 [12]	0:27.43 [11]	0:13.64 [10]			
	(6)	R D Close	7.8L (-4)	0:41.59	200-0 (0:13.63)	0:15.42	0:14.57	0:14.16	0:13.80	0:13.63			
9	2	Whyamihere	3:15.46	0:27.77	53.9 (2600 - 2400)	1:12.46 [8]	0:57.03 [8]	0:42.44 [7]	0:28.16 [8]	0:14.04 [9]			
	(2)	J F Curtin	1.0L (+10)	0:42.44	2600 - 2400 (0:12.83)	(0:15.43)	(0:14.59)	(0:14.28)	(0:14.13)	(0:14.03)			
10	12	Rockoutray	3:16.22	0:28.07	53.0 (400-200)	1:12.88 [10]	0:57.45 [9]	0:42.87 [10]	0:28.71 [9]	0:14.81 [8]			
	(12)	R T May	13.3L (-14)	0:42.91	2600 - 2400 (0:13.59)	(0:15.43)	(0:14.58)	(0:14.16)	(0:13.90)	(0:14.85)			

Scratched: Zeus (#4)

[] Position in running at each section and finish TAB# Saddle cloth number

Fastest split

-:-:- No data available at this section

BAR# Barrier/Gate Position

Fastest section

NA No data available

DNF Did not finish

DNT Did not track

DT-W Distance travelled compared to winner in metres

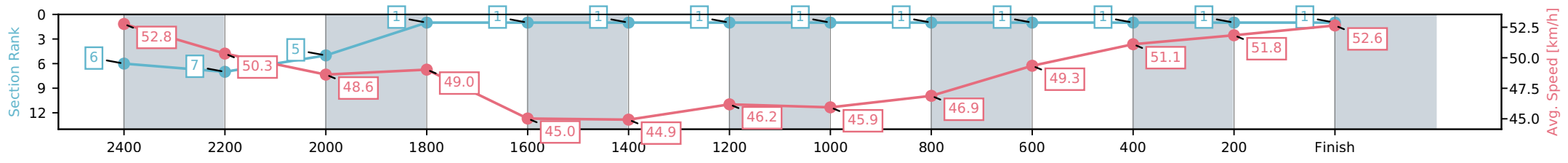
Horse/Jockey Name	Arma Hunter/John R Dunn
Finish Rank	1
Fastest Section Time (Section)	0:12.90 (2600 - 2400)
Top Speed [km/h] (Section)	54.0 (2600 - 2400)
Race State	Finished



NZ Metropolitan Trotting Club Inc Harness
 Race 9: GOLD BAND TAXIS MOBILE PACE - 2600m
 20 March 2026 - 9:24PM
 Weather: Cloudy



Section	L2600	L2400	L2200	L2000	L1800	L1600	L1400	L1200	L1000	L800	L600	L400	L200
Section Times	3:13.90 (0:12.90)	3:01.00 [7] (0:15.00)	2:45.99 [5] (0:15.41)	2:30.58 [1] (0:14.69)	2:15.90 [1] (0:16.24)	1:59.66 [1] (0:16.22)	1:43.45 [1] (0:15.59)	1:27.86 [1] (0:15.86)	1:12.00 [1] (0:15.50)	0:56.50 [1] (0:14.59)	0:41.90 [1] (0:14.23)	0:27.67 [1] (0:13.98)	0:13.69 [1] (0:13.69)
Average Speed [km/h]	52.8	50.3	48.6	49.0	45.0	44.9	46.2	45.9	46.9	49.3	51.1	51.8	52.6
Top Speed [km/h]	54.0	51.8	50.8	50.4	47.7	45.4	46.6	47.0	48.5	50.5	51.7	52.7	53.3
Avg. Dist. to Rail [m]	13.9	6.3	5.4	5.2	2.9	1.9	5.0	1.6	1.7	2.9	2.0	1.4	4.7



[] Ranking at each section and finish
 -:-:- No data available at this section
 NA No data available

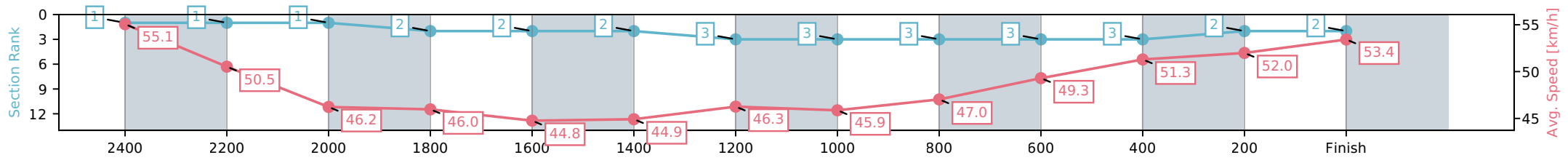
Horse/Jockey Name	Captain Cool/B N Orange
Finish Rank	2
Fastest Section Time (Section)	0:12.38 (2600 - 2400)
Top Speed [km/h] (Section)	56.9 (2600 - 2400)
Race State	Finished



NZ Metropolitan Trotting Club Inc Harness
 Race 9: GOLD BAND TAXIS MOBILE PACE - 2600m
 20 March 2026 - 9:24PM
 Weather: Cloudy



Section	L2600	L2400	L2200	L2000	L1800	L1600	L1400	L1200	L1000	L800	L600	L400	L200
Section Times	3:13.97 (0:12.38)	3:01.59 [1] (0:14.49)	2:47.10 [1] (0:15.72)	2:31.39 [2] (0:15.67)	2:15.72 [2] (0:16.35)	1:59.37 [2] (0:16.22)	1:43.15 [3] (0:15.57)	1:27.58 [3] (0:15.89)	1:11.70 [3] (0:15.46)	0:56.23 [3] (0:14.61)	0:41.62 [3] (0:14.19)	0:27.43 [2] (0:13.95)	0:13.48 [2] (0:13.48)
Average Speed [km/h]	55.1	50.5	46.2	46.0	44.8	44.9	46.3	45.9	47.0	49.3	51.3	52.0	53.4
Top Speed [km/h]	56.9	53.8	48.5	46.9	45.5	45.7	46.8	46.6	48.5	50.4	51.8	53.9	54.8
Avg. Dist. to Rail [m]	9.5	2.4	1.4	1.8	2.7	1.8	4.9	1.6	1.7	2.8	2.1	1.2	2.9



- [] Ranking at each section and finish
- :-:- No data available at this section
- NA No data available

Horse/Jockey Name	Route Sixty Six/W J House
Finish Rank	3
Fastest Section Time (Section)	0:13.09 (2600 - 2400)
Top Speed [km/h] (Section)	55.5 (200-0)
Race State	Finished



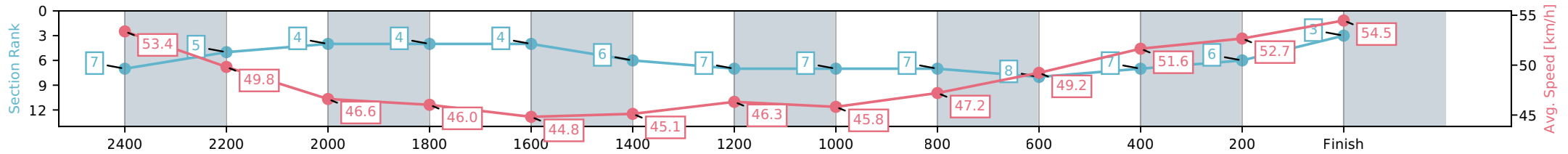
NZ Metropolitan Trotting Club Inc Harness
 Race 9: GOLD BAND TAXIS MOBILE PACE - 2600m



20 March 2026 - 9:24PM

Weather: Cloudy

Section	L2600	L2400	L2200	L2000	L1800	L1600	L1400	L1200	L1000	L800	L600	L400	L200
Section Times	3:14.22 (0:13.09)	3:01.13 [5] (0:14.56)	2:46.56 [4] (0:15.63)	2:30.94 [4] (0:15.65)	2:15.29 [4] (0:16.35)	1:58.94 [6] (0:16.18)	1:42.76 [7] (0:15.54)	1:27.21 [7] (0:15.94)	1:11.27 [7] (0:15.45)	0:55.82 [8] (0:14.63)	0:41.20 [7] (0:14.12)	0:27.07 [6] (0:13.83)	0:13.24 [3] (0:13.23)
Average Speed [km/h]	53.4	49.8	46.6	46.0	44.8	45.1	46.3	45.8	47.2	49.2	51.6	52.7	54.5
Top Speed [km/h]	54.5	54.1	48.6	47.5	45.3	46.4	47.3	46.9	49.6	50.1	52.4	54.6	55.5
Avg. Dist. to Rail [m]	2.9	1.1	1.6	1.8	2.7	2.1	5.2	1.9	1.9	2.8	2.2	2.3	5.2



- [] Ranking at each section and finish
- :-:- No data available at this section
- NA No data available

Horse/Jockey Name	Jukebox Gypsy/G D O'Reilly
Finish Rank	4
Fastest Section Time (Section)	0:12.59 (2600 - 2400)
Top Speed [km/h] (Section)	54.9 (2600 - 2400)
Race State	Finished



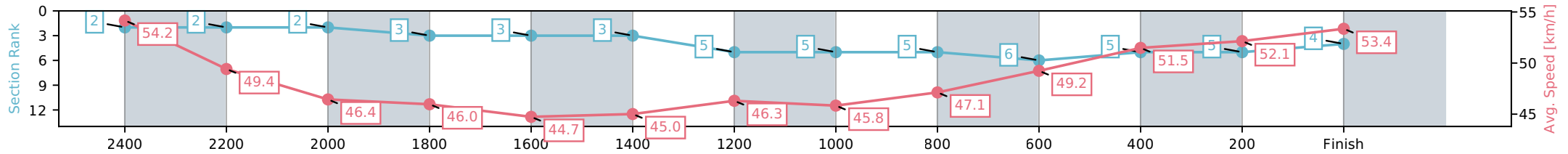
NZ Metropolitan Trotting Club Inc Harness
Race 9: GOLD BAND TAXIS MOBILE PACE - 2600m



20 March 2026 - 9:24PM

Weather: Cloudy

Section	L2600	L2400	L2200	L2000	L1800	L1600	L1400	L1200	L1000	L800	L600	L400	L200
Section Times	3:14.28 (0:12.59)	3:01.69 [2] (0:14.68)	2:47.00 [2] (0:15.67)	2:31.33 [3] (0:15.66)	2:15.67 [3] (0:16.36)	1:59.31 [3] (0:16.19)	1:43.12 [5] (0:15.54)	1:27.58 [5] (0:15.92)	1:11.66 [5] (0:15.45)	0:56.21 [6] (0:14.63)	0:41.58 [5] (0:14.16)	0:27.42 [5] (0:13.89)	0:13.53 [4] (0:13.51)
Average Speed [km/h]	54.2	49.4	46.4	46.0	44.7	45.0	46.3	45.8	47.1	49.2	51.5	52.1	53.4
Top Speed [km/h]	54.9	54.4	48.6	47.0	45.5	46.1	47.1	46.9	48.9	50.0	52.2	54.0	54.3
Avg. Dist. to Rail [m]	2.3	1.2	1.6	1.9	2.7	1.9	5.0	1.7	1.8	2.8	2.2	1.1	1.8



- [] Ranking at each section and finish
- :-:- No data available at this section
- NA No data available

Horse/Jockey Name	Flying Ace/O G Thornley
Finish Rank	5
Fastest Section Time (Section)	0:12.69 (2600 - 2400)
Top Speed [km/h] (Section)	54.8 (2600 - 2400)
Race State	Finished



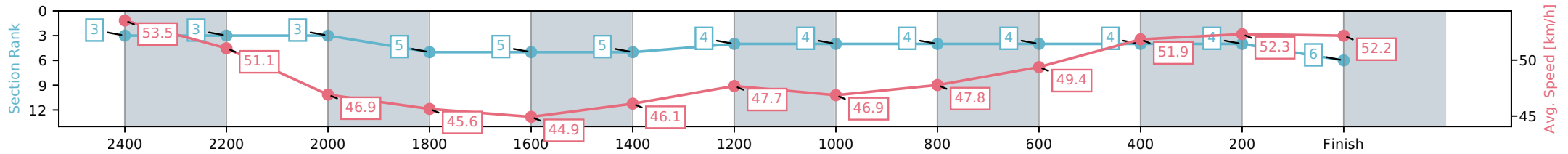
NZ Metropolitan Trotting Club Inc Harness
 Race 9: GOLD BAND TAXIS MOBILE PACE - 2600m



20 March 2026 - 9:24PM

Weather: Cloudy

Section	L2600	L2400	L2200	L2000	L1800	L1600	L1400	L1200	L1000	L800	L600	L400	L200
Section Times	3:14.51 (0:12.69)	3:01.82 [3] (0:14.72)	2:47.10 [3] (0:15.79)	2:31.32 [5] (0:15.78)	2:15.54 [5] (0:16.47)	1:59.06 [5] (0:16.01)	1:43.05 [4] (0:15.10)	1:27.95 [4] (0:15.81)	1:12.14 [4] (0:15.43)	0:56.71 [4] (0:14.59)	0:42.12 [4] (0:14.22)	0:27.90 [4] (0:14.09)	0:13.81 [6] (0:13.82)
Average Speed [km/h]	53.5	51.1	46.9	45.6	44.9	46.1	47.7	46.9	47.8	49.4	51.9	52.3	52.2
Top Speed [km/h]	54.8	53.1	51.0	46.4	46.0	46.5	48.2	47.7	49.3	50.2	52.6	54.1	54.0
Avg. Dist. to Rail [m]	11.2	5.6	3.9	3.4	4.2	3.5	6.9	3.6	3.5	4.5	3.8	3.9	8.1



- [] Ranking at each section and finish
- :-:- No data available at this section
- NA No data available

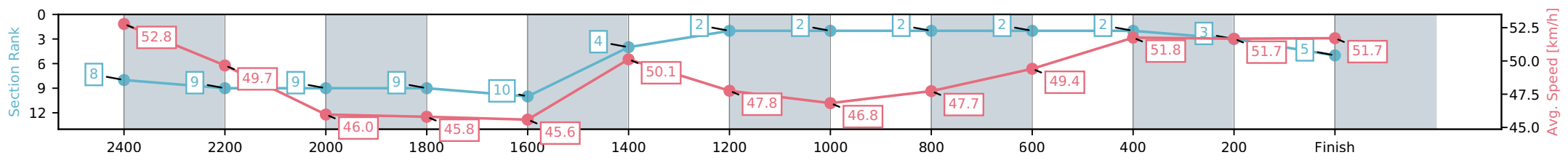
Horse/Jockey Name	Mostert/K A Butt
Finish Rank	6
Fastest Section Time (Section)	0:13.26 (2600 - 2400)
Top Speed [km/h] (Section)	53.8 (2600 - 2400)
Race State	Finished



NZ Metropolitan Trotting Club Inc Harness
 Race 9: GOLD BAND TAXIS MOBILE PACE - 2600m
 20 March 2026 - 9:24PM
 Weather: Cloudy



Section	L2600	L2400	L2200	L2000	L1800	L1600	L1400	L1200	L1000	L800	L600	L400	L200
Section Times	3:14.51 (0:13.26)	3:01.26 [9] (0:14.86)	2:46.39 [9] (0:16.10)	2:30.29 [9] (0:15.72)	2:14.56 [10] (0:16.30)	1:58.26 [4] (0:14.92)	1:43.34 [2] (0:15.08)	1:28.27 [2] (0:15.83)	1:12.44 [2] (0:15.45)	0:56.98 [2] (0:14.57)	0:42.41 [2] (0:14.27)	0:28.14 [3] (0:14.20)	0:13.94 [5] (0:13.94)
Average Speed [km/h]	52.8	49.7	46.0	45.8	45.6	50.1	47.8	46.8	47.7	49.4	51.8	51.7	51.7
Top Speed [km/h]	53.8	52.6	48.0	46.5	49.7	50.6	49.0	47.7	49.0	50.5	52.1	52.6	52.7
Avg. Dist. to Rail [m]	4.4	3.3	3.6	3.7	4.7	5.2	7.2	3.6	3.5	4.6	3.8	3.1	6.5



[] Ranking at each section and finish
 -:-:- No data available at this section
 NA No data available

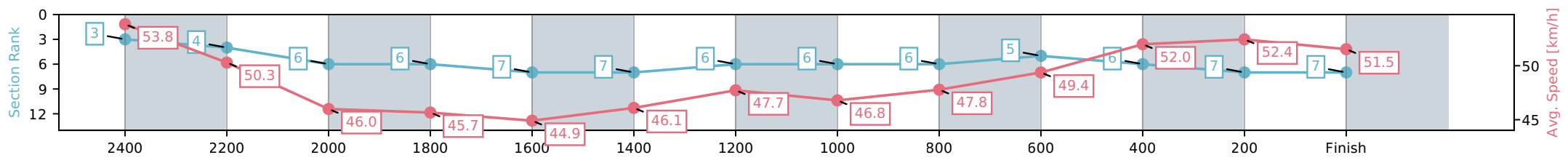
Horse/Jockey Name	Always Bee Gee/S J Thornley
Finish Rank	7
Fastest Section Time (Section)	0:12.69 (2600 - 2400)
Top Speed [km/h] (Section)	55.0 (2600 - 2400)
Race State	Finished



NZ Metropolitan Trotting Club Inc Harness
 Race 9: GOLD BAND TAXIS MOBILE PACE - 2600m
 20 March 2026 - 9:24PM
 Weather: Cloudy



Section	L2600	L2400	L2200	L2000	L1800	L1600	L1400	L1200	L1000	L800	L600	L400	L200
Section Times	3:14.98 (0:12.69)	3:02.29 [4] (0:14.76)	2:47.53 [6] (0:16.06)	2:31.47 [6] (0:15.77)	2:15.70 [7] (0:16.48)	1:59.23 [7] (0:16.02)	1:43.21 [6] (0:15.08)	1:28.13 [6] (0:15.83)	1:12.30 [6] (0:15.42)	0:56.88 [5] (0:14.58)	0:42.30 [6] (0:14.20)	0:28.10 [7] (0:14.12)	0:13.98 [7] (0:13.98)
Average Speed [km/h]	53.8	50.3	46.0	45.7	44.9	46.1	47.7	46.8	47.8	49.4	52.0	52.4	51.5
Top Speed [km/h]	55.0	52.9	48.1	46.2	46.1	46.8	48.2	47.8	49.4	50.1	52.8	53.7	53.2
Avg. Dist. to Rail [m]	6.5	3.9	3.4	3.4	4.1	3.5	6.9	3.5	3.4	4.4	3.8	4.6	8.3



[] Ranking at each section and finish
 -:-:- No data available at this section
 NA No data available

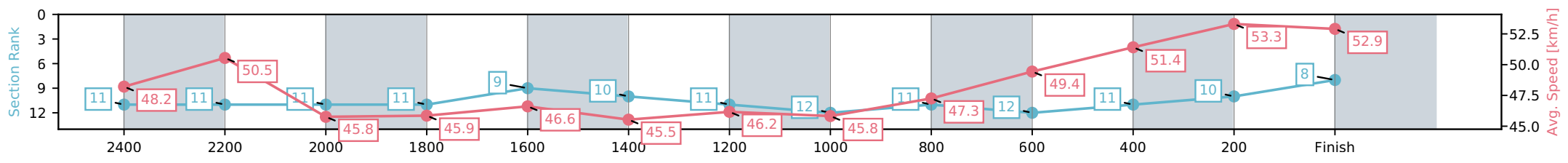
Horse/Jockey Name	Hugo/R D Close
Finish Rank	8
Fastest Section Time (Section)	0:13.63 (200-0)
Top Speed [km/h] (Section)	54.0 (200-0)
Race State	Finished



NZ Metropolitan Trotting Club Inc Harness
 Race 9: GOLD BAND TAXIS MOBILE PACE - 2600m
 20 March 2026 - 9:24PM
 Weather: Cloudy



Section	L2600	L2400	L2200	L2000	L1800	L1600	L1400	L1200	L1000	L800	L600	L400	L200
Section Times	3:15.27 (0:14.12)	3:01.15 [11] (0:14.62)	2:46.53 [11] (0:16.12)	2:30.41 [11] (0:15.69)	2:14.72 [9] (0:15.66)	1:59.06 [10] (0:15.98)	1:43.08 [11] (0:15.60)	1:27.48 [12] (0:15.90)	1:11.58 [11] (0:15.42)	0:56.16 [12] (0:14.57)	0:41.60 [11] (0:14.16)	0:27.43 [10] (0:13.80)	0:13.64 [8] (0:13.63)
Average Speed [km/h]	48.2	50.5	45.8	45.9	46.6	45.5	46.2	45.8	47.3	49.4	51.4	53.3	52.9
Top Speed [km/h]	53.0	53.3	48.9	46.7	48.0	47.2	47.7	48.0	49.5	50.3	52.3	54.0	54.0
Avg. Dist. to Rail [m]	8.7	3.4	3.3	3.7	2.5	1.7	5.3	1.6	1.7	2.7	2.0	3.9	6.8



[] Ranking at each section and finish
 -:-:- No data available at this section
 NA No data available

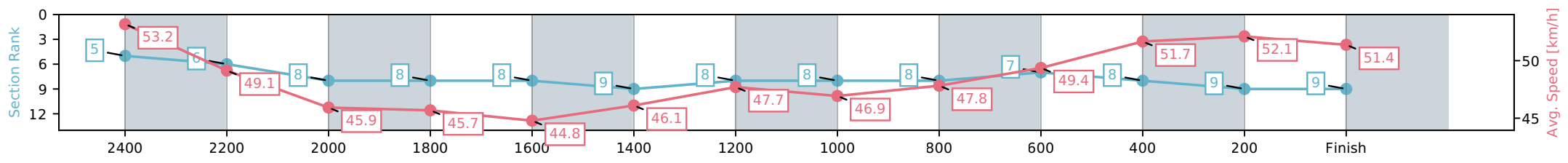
Horse/Jockey Name	Whyamihere/J F Curtin
Finish Rank	9
Fastest Section Time (Section)	0:12.83 (2600 - 2400)
Top Speed [km/h] (Section)	53.9 (2600 - 2400)
Race State	Finished



NZ Metropolitan Trotting Club Inc Harness
 Race 9: GOLD BAND TAXIS MOBILE PACE - 2600m
 20 March 2026 - 9:24PM
 Weather: Cloudy



Section	L2600	L2400	L2200	L2000	L1800	L1600	L1400	L1200	L1000	L800	L600	L400	L200
Section Times	3:15.46 (0:12.83)	3:02.63 [6] (0:14.94)	2:47.69 [8] (0:16.08)	2:31.62 [8] (0:15.77)	2:15.85 [8] (0:16.52)	1:59.33 [9] (0:16.01)	1:43.32 [8] (0:15.10)	1:28.23 [8] (0:15.77)	1:12.46 [8] (0:15.43)	0:57.03 [7] (0:14.59)	0:42.44 [8] (0:14.28)	0:28.16 [9] (0:14.13)	0:14.04 [9] (0:14.03)
Average Speed [km/h]	53.2	49.1	45.9	45.7	44.8	46.1	47.7	46.9	47.8	49.4	51.7	52.1	51.4
Top Speed [km/h]	53.9	52.6	47.6	46.3	45.8	46.9	48.3	48.3	49.7	50.1	52.4	52.8	52.8
Avg. Dist. to Rail [m]	4.1	2.6	3.4	3.5	4.2	3.4	7.0	3.5	3.4	4.4	3.8	3.5	4.6



[] Ranking at each section and finish
 -:-:- No data available at this section
 NA No data available

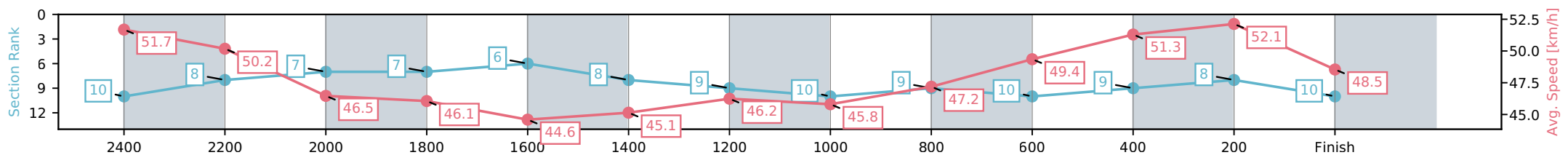
Horse/Jockey Name	Rockoutray/R T May
Finish Rank	10
Fastest Section Time (Section)	0:13.59 (2600 - 2400)
Top Speed [km/h] (Section)	53.0 (400-200)
Race State	Finished



NZ Metropolitan Trotting Club Inc Harness
 Race 9: GOLD BAND TAXIS MOBILE PACE - 2600m
 20 March 2026 - 9:24PM
 Weather: Cloudy



Section	L2600	L2400	L2200	L2000	L1800	L1600	L1400	L1200	L1000	L800	L600	L400	L200
Section Times	3:16.22 (0:13.59)	3:02.63 [8] (0:14.48)	2:48.15 [7] (0:15.62)	2:32.53 [7] (0:15.64)	2:16.89 [6] (0:16.35)	2:00.54 [8] (0:16.14)	1:44.39 [9] (0:15.57)	1:28.82 [10] (0:15.94)	1:12.88 [9] (0:15.43)	0:57.45 [10] (0:14.58)	0:42.87 [9] (0:14.16)	0:28.71 [8] (0:13.90)	0:14.81 [10] (0:14.85)
Average Speed [km/h]	51.7	50.2	46.5	46.1	44.6	45.1	46.2	45.8	47.2	49.4	51.3	52.1	48.5
Top Speed [km/h]	53.0	52.5	48.8	47.1	45.2	46.5	47.3	47.4	49.7	50.1	52.0	53.0	52.3
Avg. Dist. to Rail [m]	5.3	1.4	1.3	1.8	2.2	1.9	5.4	1.8	1.8	2.9	1.7	1.3	2.7



[] Ranking at each section and finish
 -:-:- No data available at this section
 NA No data available

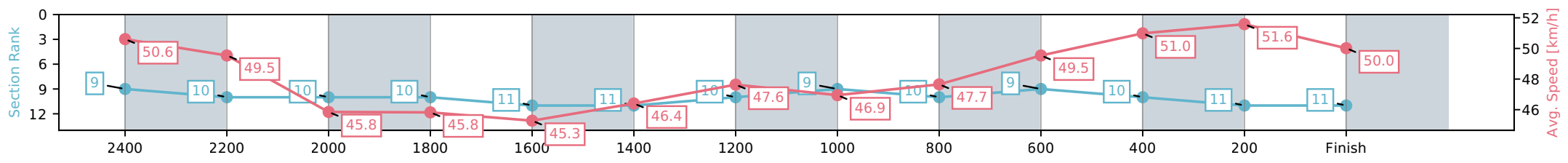
Horse/Jockey Name	Betterwithbling/T P Borcoskie
Finish Rank	11
Fastest Section Time (Section)	0:13.53 (2600 - 2400)
Top Speed [km/h] (Section)	52.6 (400-200)
Race State	Finished



NZ Metropolitan Trotting Club Inc Harness
 Race 9: GOLD BAND TAXIS MOBILE PACE - 2600m
 20 March 2026 - 9:24PM
 Weather: Cloudy



Section	L2600	L2400	L2200	L2000	L1800	L1600	L1400	L1200	L1000	L800	L600	L400	L200
Section Times	3:16.50 (0:13.53)	3:02.97 [10] (0:14.87)	2:48.10 [10] (0:16.12)	2:31.98 [10] (0:15.71)	2:16.27 [11] (0:16.33)	1:59.94 [11] (0:15.90)	1:44.04 [10] (0:15.12)	1:28.92 [9] (0:15.76)	1:13.16 [10] (0:15.46)	0:57.71 [9] (0:14.53)	0:43.18 [10] (0:14.45)	0:28.73 [11] (0:14.34)	0:14.39 [11] (0:14.42)
Average Speed [km/h]	50.6	49.5	45.8	45.8	45.3	46.4	47.6	46.9	47.7	49.5	51.0	51.6	50.0
Top Speed [km/h]	51.3	50.9	48.1	46.6	48.5	48.5	48.4	48.6	50.0	50.3	51.4	52.6	52.2
Avg. Dist. to Rail [m]	5.8	3.1	3.4	3.6	4.2	3.4	7.0	3.4	3.3	4.2	3.5	4.2	5.4



[] Ranking at each section and finish
 -:-:- No data available at this section
 NA No data available

Horse/Jockey Name	Shards Lyric/S E O'Reilly
Finish Rank	12
Fastest Section Time (Section)	0:14.15 (400-200)
Top Speed [km/h] (Section)	53.4 (2600 - 2400)
Race State	Finished



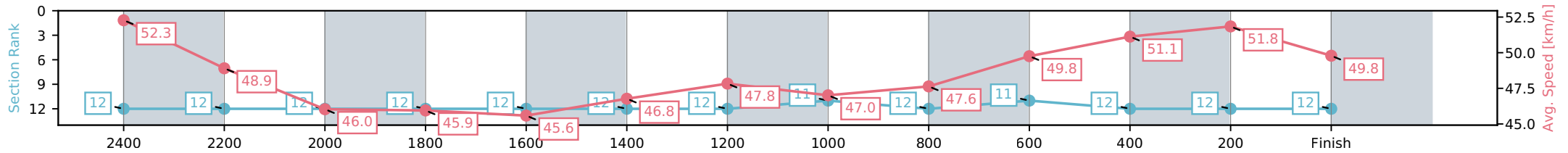
NZ Metropolitan Trotting Club Inc Harness
Race 9: GOLD BAND TAXIS MOBILE PACE - 2600m



20 March 2026 - 9:24PM

Weather: Cloudy

Section	L2600	L2400	L2200	L2000	L1800	L1600	L1400	L1200	L1000	L800	L600	L400	L200
Section Times	3:16.70 (0:14.22)	3:02.48 [12] (0:14.96)	2:47.52 [12] (0:16.01)	2:31.51 [12] (0:15.67)	2:15.84 [12] (0:16.20)	1:59.64 [12] (0:15.78)	1:43.86 [12] (0:15.05)	1:28.81 [11] (0:15.76)	1:13.05 [12] (0:15.50)	0:57.55 [11] (0:14.47)	0:43.08 [12] (0:14.46)	0:28.62 [12] (0:14.15)	0:14.46 [12] (0:14.48)
Average Speed [km/h]	52.3	48.9	46.0	45.9	45.6	46.8	47.8	47.0	47.6	49.8	51.1	51.8	49.8
Top Speed [km/h]	53.4	52.6	48.9	46.6	47.8	48.6	48.7	49.1	49.7	50.7	51.9	52.8	52.7
Avg. Dist. to Rail [m]	7.8	2.1	3.2	3.6	3.9	3.5	7.2	3.7	3.5	4.4	4.0	2.5	2.2



- [] Ranking at each section and finish
- :-:- No data available at this section
- NA No data available