



NZ Metropolitan Trotting Club Inc Harness  
 Race 1: HRS CONSTRUCTION MOBILE TROT - 1980m  
 27 March 2026 - 5:24PM



Weather: Cloudy

Field Times (Race Tempo) 2:29.54 (0:11.53) 2:18.01 (0:14.28) 2:03.73 (0:15.38) 1:48.36 (0:15.24) 1:33.11 (0:16.42) 1:16.70 (0:15.79) 1:00.90 (0:14.70) 0:46.21 (0:15.22)

Rank	TAB#	Horse	Overall Time	First 400m	Top Speed km/h (Section)	L1980	L1800	L1600	L1400	L1200	L1000	L800	L600
	(BAR#)	Driver	Margin (DT-W)	Last 600m	Fastest Section (Time)	Start - 1800	1800 - 1600	1600 - 1400	1400 - 1200	1200 - 1000	1000 - 800	800 - 600	600 - 400
1	8	Tetrick(AUS)	2:29.54	0:29.31	50.7 (1980 - 1800)	2:29.54	2:16.39 [6]	2:01.73 [5]	1:46.88 [5]	1:31.77 [5]	1:16.24 [3]	1:00.90 [1]	0:46.21 [1]
	(U2)	C J Dalgety		0:46.20	1800-1600 (0:14.66)	(0:13.15)	(0:14.66)	(0:14.85)	(0:15.11)	(0:15.53)	(0:15.34)	(0:14.70)	(0:15.22)
2	2	He's My Creation	2:29.87	0:28.21	52.9 (1980 - 1800)	2:29.87	2:17.97 [4]	2:03.67 [4]	1:48.69 [1]	1:33.44 [1]	1:17.03 [1]	1:01.08 [2]	0:46.14 [2]
	(2)	B N Orange	1.9L (-3)	0:46.13	1800-1600 (0:14.30)	(0:11.90)	(0:14.30)	(0:14.98)	(0:15.24)	(0:16.42)	(0:15.94)	(0:14.95)	(0:15.05)
3	3	Crown The Moment	2:30.55	0:28.01	54.7 (1980 - 1800)	2:30.55	2:19.02 [1]	2:04.74 [1]	1:48.90 [3]	1:33.31 [3]	1:17.15 [4]	1:01.19 [5]	0:46.24 [5]
	(3)	B T Hope	5.7L (-7)	0:46.24	1800-1600 (0:14.28)	(0:11.53)	(0:14.28)	(0:15.85)	(0:15.58)	(0:16.16)	(0:15.97)	(0:14.95)	(0:15.17)
4	5	Kowhai Summit	2:30.68	0:27.88	53.8 (1980 - 1800)	2:30.68	2:19.00 [2]	2:04.87 [2]	1:49.42 [2]	1:33.84 [2]	1:17.63 [2]	1:01.67 [3]	0:46.69 [3]
	(5)	H M Sail	6.5L (+0)	0:46.69	1800-1600 (0:14.13)	(0:11.68)	(0:14.13)	(0:15.45)	(0:15.58)	(0:16.21)	(0:15.96)	(0:14.98)	(0:15.18)
5	9	Tu Tangata	2:30.81	0:29.75	51.5 (1980 - 1800)	2:30.81	2:17.06 [8]	2:02.54 [7]	1:47.69 [7]	1:32.76 [6]	1:16.81 [7]	1:01.33 [6]	0:46.46 [6]
	(U3)	P C Nairn	7.2L (+5)	0:46.46	1800-1600 (0:14.52)	(0:13.75)	(0:14.52)	(0:14.85)	(0:14.93)	(0:15.95)	(0:15.48)	(0:14.87)	(0:15.26)
6	1	Living On A Prayer	2:31.31	0:28.17	53.6 (1800-1600)	2:31.31	2:19.48 [3]	2:05.23 [3]	1:49.30 [4]	1:33.79 [4]	1:17.62 [6]	1:01.55 [7]	0:46.59 [7]
	(1)	R D Close	10.1L (+0)	0:46.59	1800-1600 (0:14.25)	(0:11.83)	(0:14.25)	(0:15.93)	(0:15.51)	(0:16.17)	(0:16.06)	(0:14.97)	(0:15.24)
7	4	I'm Connected	2:33.14	0:32.82	53.3 (1980 - 1800)	2:33.14	2:20.80 [5]	2:02.33 [9]	1:47.41 [9]	1:32.73 [9]	1:17.80 [9]	1:02.80 [9]	0:48.16 [8]
	(4)	John R Dunn	20.6L (-2)	0:48.16	800-600 (0:14.64)	(0:12.34)	(0:18.47)	(0:14.92)	(0:14.68)	(0:14.93)	(0:15.00)	(0:14.64)	(0:14.88)
8	10	Forgiveness	2:33.26	0:30.34	50.4 (1800-1600)	2:33.26	2:19.16 [9]	2:04.42 [8]	1:49.40 [8]	1:34.68 [8]	1:18.93 [8]	1:03.23 [8]	0:48.25 [9]
	(U4)	W J House	21.2L (+1)	0:48.25	1400-1200 (0:14.72)	(0:14.10)	(0:14.74)	(0:15.01)	(0:14.72)	(0:15.74)	(0:15.70)	(0:14.98)	(0:15.44)
9	7	Aspirational Dream	2:33.41	0:29.58	51.7 (1980 - 1800)	2:33.41	2:19.97 [7]	2:05.32 [6]	1:50.47 [6]	1:35.29 [7]	1:19.77 [5]	1:04.31 [4]	0:49.37 [4]
	(U1)	J C Morrison	22.1L (+9)	0:49.37	1800-1600 (0:14.64)	(0:13.44)	(0:14.64)	(0:14.86)	(0:15.18)	(0:15.52)	(0:15.46)	(0:14.94)	(0:15.75)
10	6	He Aint Fakin	2:57.48	0:36.50	45.1 (1980 - 1800)	2:57.48	2:40.39 [10]	2:22.88 [10]	2:05.86 [10]	1:49.01 [10]	1:31.76 [10]	1:14.12 [10]	0:57.35 [10]
	(6)	Brad Williamson	159.6L (-6)	0:57.35	800-600 (0:16.77)	(0:17.09)	(0:17.52)	(0:17.02)	(0:16.85)	(0:17.24)	(0:17.64)	(0:16.77)	(0:17.89)

Report Created: Fri 27 March 2026

(Note: Races are conducted over an approximate distance as close as possible to the advertised distance, and recorded data may vary accordingly. Official times refer to race times only and do not include handicap times.)

[ ] Position in running at each section and finish TAB# Saddle cloth number

-:--:-- No data available at this section

NA No data available

DNT Did not track

BAR# Barrier/Gate Position

DNF Did not finish

DT-W Distance travelled compared to winner in metres

Fastest split

Fastest section



NZ Metropolitan Trotting Club Inc Harness  
 Race 1: HRS CONSTRUCTION MOBILE TROT - 1980m  
 27 March 2026 - 5:24PM



Weather: Cloudy

Field Times                      0:30.98    0:15.35  
 (Race Tempo)                    (0:15.63)   (0:15.35)

Rank	TAB#	Horse	Overall Time	First 400m	Top Speed km/h (Section)	L400	L200						
	(BAR#)	Driver	Margin (DT-W)	Last 600m	Fastest Section (Time)	400 - 200	200 - Finish						
1	8	Tetrick(AUS)	2:29.54	0:29.31	50.7 (1980 - 1800)	0:30.98 [1]	0:15.35 [1]						
	(U2)	C J Dalgety		0:46.20	1800-1600 (0:14.66)	(0:15.63)	(0:15.35)						
2	2	He's My Creation	2:29.87	0:28.21	52.9 (1980 - 1800)	0:31.08 [2]	0:15.46 [2]						
	(2)	B N Orange	1.9L (-3)	0:46.13	1800-1600 (0:14.30)	(0:15.62)	(0:15.46)						
3	3	Crown The Moment	2:30.55	0:28.01	54.7 (1980 - 1800)	0:31.07 [4]	0:15.56 [4]						
	(3)	B T Hope	5.7L (-7)	0:46.24	1800-1600 (0:14.28)	(0:15.51)	(0:15.56)						
4	5	Kowhai Summit	2:30.68	0:27.88	53.8 (1980 - 1800)	0:31.51 [3]	0:16.01 [3]						
	(5)	H M Sail	6.5L (+0)	0:46.69	1800-1600 (0:14.13)	(0:15.50)	(0:16.01)						
5	9	Tu Tangata	2:30.81	0:29.75	51.5 (1980 - 1800)	0:31.20 [5]	0:15.68 [5]						
	(U3)	P C Nairn	7.2L (+5)	0:46.46	1800-1600 (0:14.52)	(0:15.52)	(0:15.68)						
6	1	Living On A Prayer	2:31.31	0:28.17	53.6 (1800-1600)	0:31.35 [8]	0:15.91 [6]						
	(1)	R D Close	10.1L (+0)	0:46.59	1800-1600 (0:14.25)	(0:15.44)	(0:15.91)						
7	4	I'm Connected	2:33.14	0:32.82	53.3 (1980 - 1800)	0:33.28 [7]	0:17.35 [7]						
	(4)	John R Dunn	20.6L (-2)	0:48.16	800-600 (0:14.64)	(0:15.93)	(0:17.35)						
8	10	Forgiveness	2:33.26	0:30.34	50.4 (1800-1600)	0:32.82 [9]	0:16.58 [9]						
	(U4)	W J House	21.2L (+1)	0:48.25	1400-1200 (0:14.72)	(0:16.23)	(0:16.58)						
9	7	Aspirational Dream	2:33.41	0:29.58	51.7 (1980 - 1800)	0:33.62 [6]	0:17.30 [8]						
	(U1)	J C Morrison	22.1L (+9)	0:49.37	1800-1600 (0:14.64)	(0:16.32)	(0:17.30)						
10	6	He Aint Fakin	2:57.48	0:36.50	45.1 (1980 - 1800)	0:39.46 [10]	0:20.44 [10]						
	(6)	Brad Williamson	159.6L (-6)	0:57.35	800-600 (0:16.77)	(0:19.02)	(0:20.44)						

Report Created: Fri 27 March 2026

(Note: Races are conducted over an approximate distance as close as possible to the advertised distance, and recorded data may vary accordingly. Official times refer to race times only and do not include handicap times.)

[ ] Position in running at each section and finish    TAB#    Saddle cloth number

-:--:-- No data available at this section

NA No data available

DNT Did not track

BAR# Barrier/Gate Position

DNF Did not finish

DT-W Distance travelled compared to winner in metres

Fastest split

Fastest section

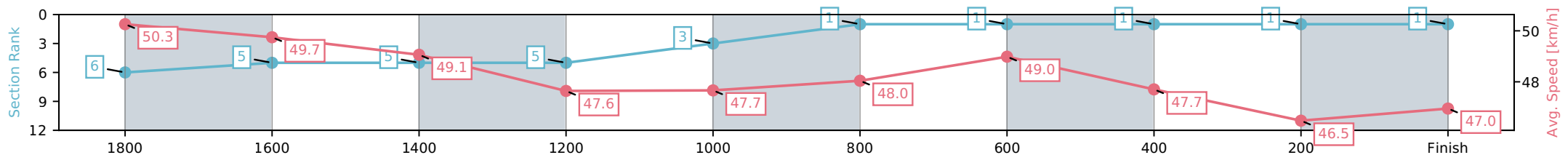
Horse/Jockey Name	Tetrick(AUS)/C J Dalgety
Finish Rank	1
Fastest Section Time (Section)	0:14.66 (1800-1600)
Top Speed [km/h] (Section)	50.7 (1980 - 1800)
Race State	Finished



NZ Metropolitan Trotting Club Inc Harness  
 Race 1: HRS CONSTRUCTION MOBILE TROT - 1980m  
 27 March 2026 - 5:24PM  
 Weather: Cloudy



Section	L1980	L1800	L1600	L1400	L1200	L1000	L800	L600	L400	L200
Section Times	2:29.54 (0:13.15)	2:16.39 [5] (0:14.66)	2:01.73 [5] (0:14.85)	1:46.88 [5] (0:15.11)	1:31.77 [3] (0:15.53)	1:16.24 [1] (0:15.34)	1:00.90 [1] (0:14.70)	0:46.21 [1] (0:15.22)	0:30.98 [1] (0:15.63)	0:15.35 [1] (0:15.35)
Average Speed [km/h]	50.3	49.7	49.1	47.6	47.7	48.0	49.0	47.7	46.5	47.0
Top Speed [km/h]	50.7	50.5	49.9	49.7	48.4	49.1	49.2	48.7	47.1	47.8
Avg. Dist. to Rail [m]	10.7	2.9	1.8	5.9	3.5	3.2	3.0	1.4	1.8	4.8



[ ] Ranking at each section and finish  
 -:-:- No data available at this section  
 NA No data available

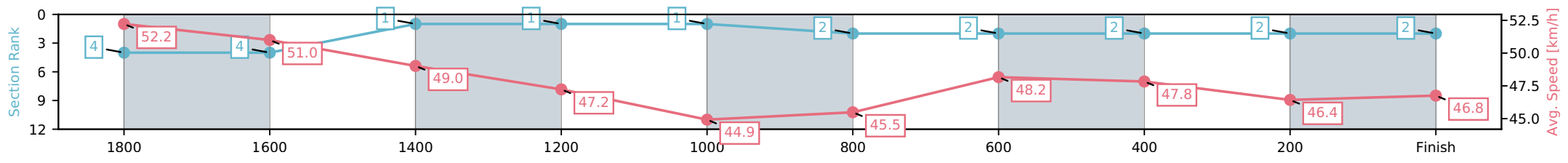
Horse/Jockey Name	He's My Creation/B N Orange
Finish Rank	2
Fastest Section Time (Section)	0:14.30 (1800-1600)
Top Speed [km/h] (Section)	52.9 (1980 - 1800)
Race State	Finished



NZ Metropolitan Trotting Club Inc Harness  
 Race 1: HRS CONSTRUCTION MOBILE TROT - 1980m  
 27 March 2026 - 5:24PM  
 Weather: Cloudy



Section	L1980	L1800	L1600	L1400	L1200	L1000	L800	L600	L400	L200
Section Times	2:29.87 (0:11.90)	2:17.97 [4] (0:14.30)	2:03.67 [1] (0:14.98)	1:48.69 [1] (0:15.24)	1:33.44 [1] (0:16.42)	1:17.03 [2] (0:15.94)	1:01.08 [2] (0:14.95)	0:46.14 [2] (0:15.05)	0:31.08 [2] (0:15.62)	0:15.46 [2] (0:15.46)
Average Speed [km/h]	52.2	51.0	49.0	47.2	44.9	45.5	48.2	47.8	46.4	46.8
Top Speed [km/h]	52.9	52.4	50.1	49.6	45.5	46.9	49.2	49.2	48.0	48.9
Avg. Dist. to Rail [m]	2.9	1.8	2.9	5.8	3.0	1.3	1.3	0.5	1.5	3.5



- [ ] Ranking at each section and finish
- :-:- No data available at this section
- NA No data available

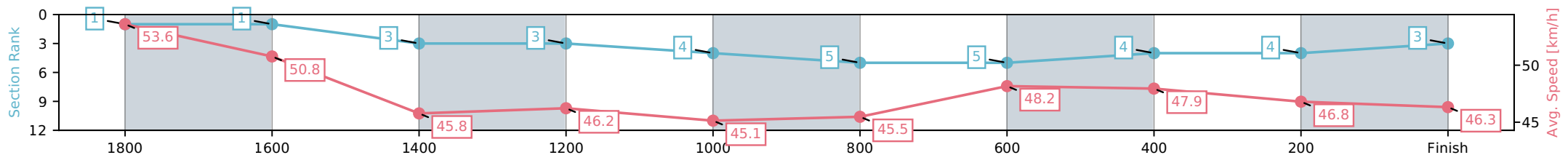
Horse/Jockey Name	Crown The Moment/B T Hope
Finish Rank	3
Fastest Section Time (Section)	0:14.28 (1800-1600)
Top Speed [km/h] (Section)	54.7 (1980 - 1800)
Race State	Finished



NZ Metropolitan Trotting Club Inc Harness  
 Race 1: HRS CONSTRUCTION MOBILE TROT - 1980m  
 27 March 2026 - 5:24PM  
 Weather: Cloudy



Section	L1980	L1800	L1600	L1400	L1200	L1000	L800	L600	L400	L200
Section Times	2:30.55 (0:11.53)	2:19.02 [1] (0:14.28)	2:04.74 [3] (0:15.85)	1:48.90 [3] (0:15.58)	1:33.31 [4] (0:16.16)	1:17.15 [5] (0:15.97)	1:01.19 [5] (0:14.95)	0:46.24 [4] (0:15.17)	0:31.07 [4] (0:15.51)	0:15.56 [3] (0:15.56)
Average Speed [km/h]	53.6	50.8	45.8	46.2	45.1	45.5	48.2	47.9	46.8	46.3
Top Speed [km/h]	54.7	54.3	47.0	47.1	47.0	47.5	49.3	49.5	47.7	47.8
Avg. Dist. to Rail [m]	4.8	1.3	1.2	4.2	1.7	1.4	2.3	1.6	1.3	2.3



[ ] Ranking at each section and finish  
 -:-:- No data available at this section  
 NA No data available

Horse/Jockey Name	Kowhai Summit/H M Sail
Finish Rank	4
Fastest Section Time (Section)	0:14.13 (1800-1600)
Top Speed [km/h] (Section)	53.8 (1980 - 1800)
Race State	Finished



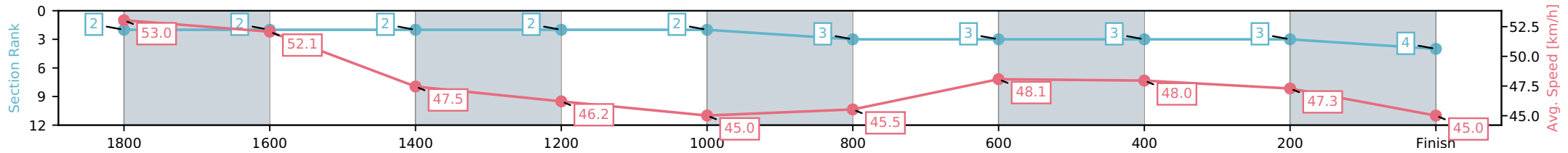
NZ Metropolitan Trotting Club Inc Harness  
Race 1: HRS CONSTRUCTION MOBILE TROT - 1980m



27 March 2026 - 5:24PM

Weather: Cloudy

Section	L1980	L1800	L1600	L1400	L1200	L1000	L800	L600	L400	L200
Section Times	2:30.68 (0:11.68)	2:19.00 [2] (0:14.13)	2:04.87 [2] (0:15.45)	1:49.42 [2] (0:15.58)	1:33.84 [2] (0:16.21)	1:17.63 [3] (0:15.96)	1:01.67 [3] (0:14.98)	0:46.69 [3] (0:15.18)	0:31.51 [3] (0:15.50)	0:16.01 [4] (0:16.01)
Average Speed [km/h]	53.0	52.1	47.5	46.2	45.0	45.5	48.1	48.0	47.3	45.0
Top Speed [km/h]	53.8	53.5	50.0	47.1	45.9	46.9	49.2	49.3	47.8	47.5
Avg. Dist. to Rail [m]	8.8	3.6	2.3	4.2	1.8	1.4	2.3	1.7	3.1	6.7



- [ ] Ranking at each section and finish
- :-:- No data available at this section
- NA No data available

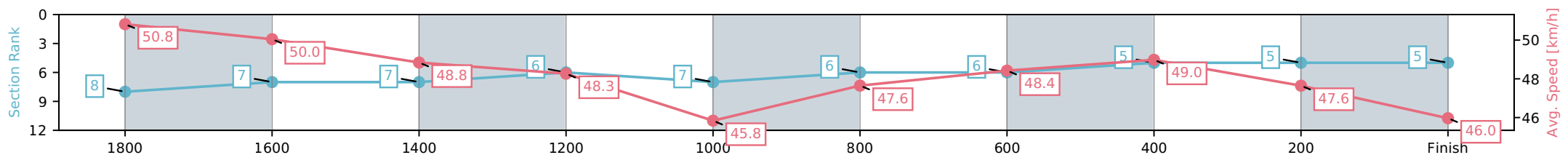
Horse/Jockey Name	Tu Tangata/P C Nairn
Finish Rank	5
Fastest Section Time (Section)	0:14.52 (1800-1600)
Top Speed [km/h] (Section)	51.5 (1980 - 1800)
Race State	Finished



NZ Metropolitan Trotting Club Inc Harness  
 Race 1: HRS CONSTRUCTION MOBILE TROT - 1980m  
 27 March 2026 - 5:24PM  
 Weather: Cloudy



Section	L1980	L1800	L1600	L1400	L1200	L1000	L800	L600	L400	L200
Section Times	2:30.81 (0:13.75)	2:17.06 [7] (0:14.52)	2:02.54 [7] (0:14.85)	1:47.69 [6] (0:14.93)	1:32.76 [7] (0:15.95)	1:16.81 [6] (0:15.48)	1:01.33 [6] (0:14.87)	0:46.46 [5] (0:15.26)	0:31.20 [5] (0:15.52)	0:15.68 [5] (0:15.68)
Average Speed [km/h]	50.8	50.0	48.8	48.3	45.8	47.6	48.4	49.0	47.6	46.0
Top Speed [km/h]	51.5	51.4	50.0	50.2	47.7	48.7	48.9	49.2	49.0	47.3
Avg. Dist. to Rail [m]	12.7	2.4	1.2	4.4	2.1	3.4	4.3	5.0	4.0	8.7



[ ] Ranking at each section and finish  
 -:-:- No data available at this section  
 NA No data available

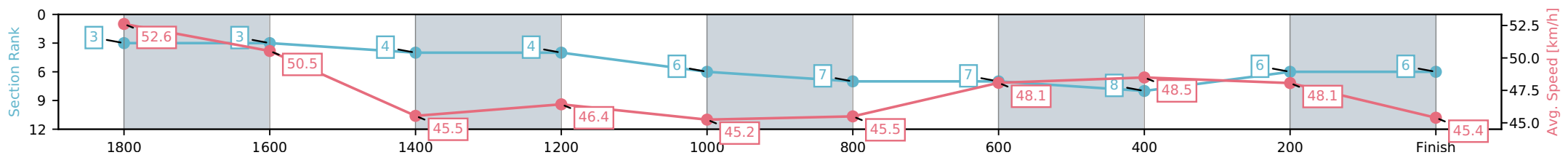
Horse/Jockey Name	Living On A Prayer/R D Close
Finish Rank	6
Fastest Section Time (Section)	0:14.25 (1800-1600)
Top Speed [km/h] (Section)	53.6 (1800-1600)
Race State	Finished



NZ Metropolitan Trotting Club Inc Harness  
 Race 1: HRS CONSTRUCTION MOBILE TROT - 1980m  
 27 March 2026 - 5:24PM  
 Weather: Cloudy



Section	L1980	L1800	L1600	L1400	L1200	L1000	L800	L600	L400	L200
Section Times	2:31.31 (0:11.83)	2:19.48 [3] (0:14.25)	2:05.23 [4] (0:15.93)	1:49.30 [4] (0:15.51)	1:33.79 [6] (0:16.17)	1:17.62 [7] (0:16.06)	1:01.55 [7] (0:14.97)	0:46.59 [8] (0:15.24)	0:31.35 [6] (0:15.44)	0:15.91 [6] (0:15.91)
Average Speed [km/h]	52.6	50.5	45.5	46.4	45.2	45.5	48.1	48.5	48.1	45.4
Top Speed [km/h]	53.3	53.6	47.4	47.3	47.2	47.5	49.0	49.7	48.9	47.0
Avg. Dist. to Rail [m]	1.1	0.2	1.3	4.0	2.0	2.2	3.7	3.5	4.8	7.8



[ ] Ranking at each section and finish  
 -:-:- No data available at this section  
 NA No data available

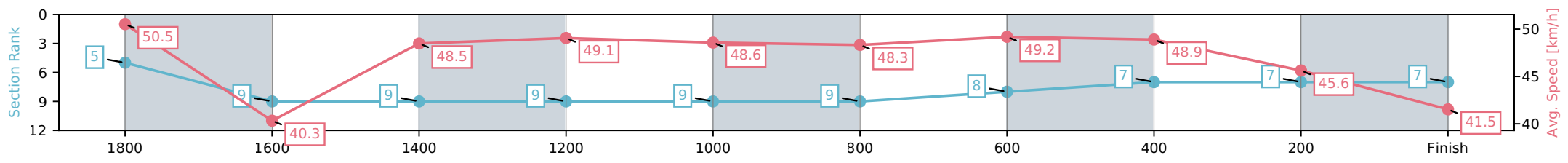
Horse/Jockey Name	I'm Connected/John R Dunn
Finish Rank	7
Fastest Section Time (Section)	0:14.64 (800-600)
Top Speed [km/h] (Section)	53.3 (1980 - 1800)
Race State	Finished



NZ Metropolitan Trotting Club Inc Harness  
 Race 1: HRS CONSTRUCTION MOBILE TROT - 1980m  
 27 March 2026 - 5:24PM  
 Weather: Cloudy



Section	L1980	L1800	L1600	L1400	L1200	L1000	L800	L600	L400	L200
Section Times	2:33.14 (0:12.34)	2:20.80 [9] (0:18.47)	2:02.33 [9] (0:14.92)	1:47.41 [9] (0:14.68)	1:32.73 [9] (0:14.93)	1:17.80 [9] (0:15.00)	1:02.80 [8] (0:14.64)	0:48.16 [7] (0:14.88)	0:33.28 [7] (0:15.93)	0:17.35 [7] (0:17.35)
Average Speed [km/h]	50.5	40.3	48.5	49.1	48.6	48.3	49.2	48.9	45.6	41.5
Top Speed [km/h]	53.3	48.9	48.9	49.7	49.4	49.7	49.8	50.1	48.5	44.1
Avg. Dist. to Rail [m]	7.6	8.2	0.9	3.7	1.0	1.1	2.3	1.7	1.6	2.8



[ ] Ranking at each section and finish  
 -:-:- No data available at this section  
 NA No data available

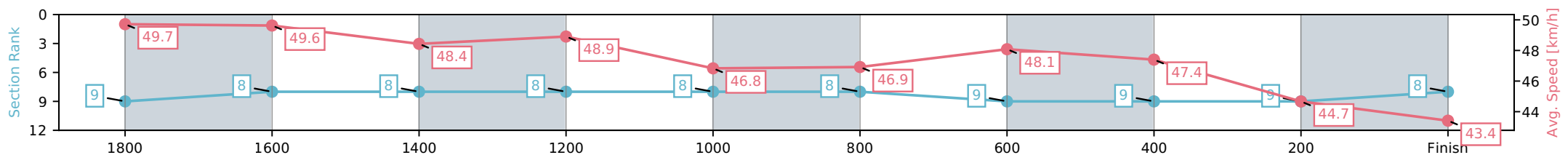
Horse/Jockey Name	Forgiveness/W J House
Finish Rank	8
Fastest Section Time (Section)	0:14.72 (1400-1200)
Top Speed [km/h] (Section)	50.4 (1800-1600)
Race State	Finished



NZ Metropolitan Trotting Club Inc Harness  
 Race 1: HRS CONSTRUCTION MOBILE TROT - 1980m  
 27 March 2026 - 5:24PM  
 Weather: Cloudy



Section	L1980	L1800	L1600	L1400	L1200	L1000	L800	L600	L400	L200
Section Times	2:33.26 (0:14.10)	2:19.16 [8] (0:14.74)	2:04.42 [8] (0:15.01)	1:49.40 [8] (0:14.72)	1:34.68 [8] (0:15.74)	1:18.93 [8] (0:15.70)	1:03.23 [9] (0:14.98)	0:48.25 [9] (0:15.44)	0:32.82 [9] (0:16.23)	0:16.58 [8] (0:16.58)
Average Speed [km/h]	49.7	49.6	48.4	48.9	46.8	46.9	48.1	47.4	44.7	43.4
Top Speed [km/h]	50.4	50.4	48.9	49.3	48.2	48.2	48.7	48.2	46.0	44.9
Avg. Dist. to Rail [m]	14.5	3.7	1.5	4.8	3.0	3.4	4.2	2.7	1.5	5.0



[ ] Ranking at each section and finish  
 -:-:- No data available at this section  
 NA No data available

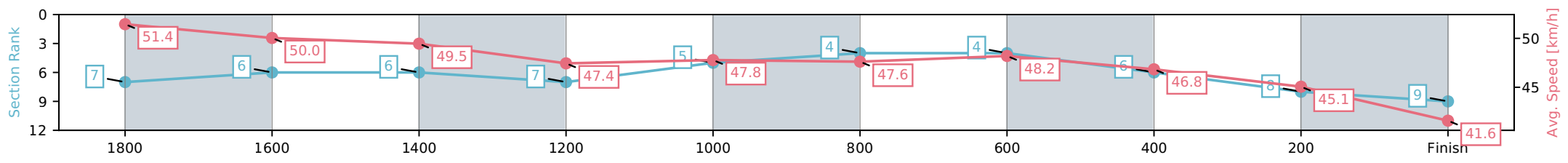
Horse/Jockey Name	Aspirational Dream/J C Morrison
Finish Rank	9
Fastest Section Time (Section)	0:14.64 (1800-1600)
Top Speed [km/h] (Section)	51.7 (1980 - 1800)
Race State	Finished



NZ Metropolitan Trotting Club Inc Harness  
 Race 1: HRS CONSTRUCTION MOBILE TROT - 1980m  
 27 March 2026 - 5:24PM  
 Weather: Cloudy



Section	L1980	L1800	L1600	L1400	L1200	L1000	L800	L600	L400	L200
Section Times	2:33.41 (0:13.44)	2:19.97 [6] (0:14.64)	2:05.32 [6] (0:14.86)	1:50.47 [7] (0:15.18)	1:35.29 [5] (0:15.52)	1:19.77 [4] (0:15.46)	1:04.31 [4] (0:14.94)	0:49.37 [6] (0:15.75)	0:33.62 [8] (0:16.32)	0:17.30 [9] (0:17.30)
Average Speed [km/h]	51.4	50.0	49.5	47.4	47.8	47.6	48.2	46.8	45.1	41.6
Top Speed [km/h]	51.7	50.9	49.9	48.8	48.6	48.8	48.5	47.9	46.1	44.3
Avg. Dist. to Rail [m]	11.1	3.6	2.9	6.3	3.6	3.3	4.1	3.4	3.4	7.1



[ ] Ranking at each section and finish  
 -:-:- No data available at this section  
 NA No data available

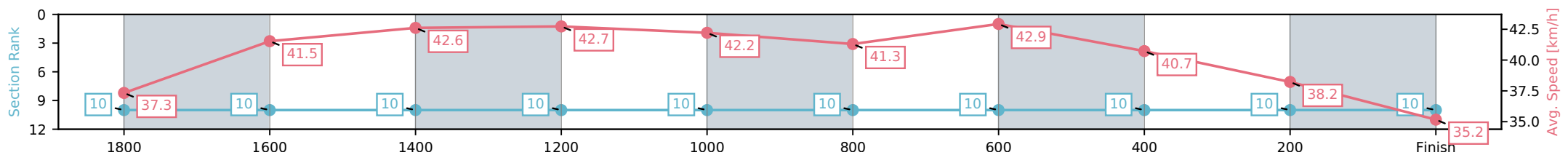
Horse/Jockey Name	He Aint Fakin/Brad Williamson
Finish Rank	10
Fastest Section Time (Section)	0:16.77 (800-600)
Top Speed [km/h] (Section)	45.1 (1980 - 1800)
Race State	Finished



NZ Metropolitan Trotting Club Inc Harness  
 Race 1: HRS CONSTRUCTION MOBILE TROT - 1980m  
 27 March 2026 - 5:24PM  
 Weather: Cloudy



Section	L1980	L1800	L1600	L1400	L1200	L1000	L800	L600	L400	L200
Section Times	2:57.48 (0:17.09)	2:40.39 [10] (0:17.52)	2:22.88 [10] (0:17.02)	2:05.86 [10] (0:16.85)	1:49.01 [10] (0:17.24)	1:31.76 [10] (0:17.64)	1:14.12 [10] (0:16.77)	0:57.35 [10] (0:17.89)	0:39.46 [10] (0:19.02)	0:20.44 [10] (0:20.44)
Average Speed [km/h]	37.3	41.5	42.6	42.7	42.2	41.3	42.9	40.7	38.2	35.2
Top Speed [km/h]	45.1	44.2	44.2	43.3	42.7	42.3	43.5	41.9	39.8	37.6
Avg. Dist. to Rail [m]	9.1	3.4	1.2	5.0	1.5	1.8	3.4	2.2	2.0	6.3



- [ ] Ranking at each section and finish
- :-:- No data available at this section
- NA No data available