



NZ Metropolitan Trotting Club Inc Harness
 Race 5: CONTINENTAL EVENT HIRE MOBILE TROT - 1980m
 27 March 2026 - 7:14PM



Weather: Cloudy

Field Times (Race Tempo) 2:25.90 (0:11.09) 2:14.81 (0:14.59) 2:00.23 (0:15.87) 1:44.36 (0:15.28) 1:29.08 (0:15.50) 1:13.58 (0:14.96) 0:58.62 (0:14.36) 0:44.26 (0:14.63)

Rank	TAB#	Horse	Overall Time	First 400m	Top Speed km/h (Section)	L1980	L1800	L1600	L1400	L1200	L1000	L800	L600
	(BAR#)	Driver	Margin (DT-W)	Last 600m	Fastest Section (Time)	Start - 1800	1800 - 1600	1600 - 1400	1400 - 1200	1200 - 1000	1000 - 800	800 - 600	600 - 400
1	6	Ah Dinnae Ken	2:25.90	0:27.53	56.9 (1980 - 1800)	2:25.90	2:14.82 [1]	2:00.23 [1]	1:44.36 [1]	1:29.08 [1]	1:13.58 [1]	0:58.62 [1]	0:44.26 [1]
	(6)	C R Ferguson		0:44.26	800-600 (0:14.36)	(0:11.08)	(0:14.59)	(0:15.87)	(0:15.28)	(0:15.50)	(0:14.96)	(0:14.36)	(0:14.63)
2	8	Prestigious	2:25.94	0:29.13	51.8 (1800-1600)	2:25.94	2:13.04 [8]	1:58.36 [7]	1:43.43 [4]	1:28.66 [3]	1:13.40 [2]	0:58.46 [2]	0:44.10 [2]
	(U1)	K A Butt	0.0L (+20)	0:44.11	800-600 (0:14.35)	(0:12.90)	(0:14.68)	(0:14.92)	(0:14.77)	(0:15.26)	(0:14.95)	(0:14.35)	(0:14.68)
3	7	Freya	2:26.22	0:29.28	52.2 (1980 - 1800)	2:26.22	2:13.74 [6]	1:58.92 [6]	1:43.40 [6]	1:28.62 [5]	1:13.30 [4]	0:58.35 [4]	0:44.07 [4]
	(7)	B T Hope	1.9L (+19)	0:44.07	800-600 (0:14.28)	(0:12.48)	(0:14.82)	(0:15.52)	(0:14.78)	(0:15.32)	(0:14.95)	(0:14.28)	(0:14.66)
4	5	Zoltan Boscik	2:26.53	0:28.03	56.0 (1980 - 1800)	2:26.53	2:15.21 [2]	2:00.50 [2]	1:44.63 [2]	1:29.38 [2]	1:13.84 [3]	0:58.92 [3]	0:44.55 [3]
	(5)	J F Curtin	3.6L (+1)	0:44.55	800-600 (0:14.37)	(0:11.32)	(0:14.71)	(0:15.87)	(0:15.26)	(0:15.53)	(0:14.92)	(0:14.37)	(0:14.65)
5	2	Waterloo Station	2:26.64	0:28.79	53.0 (1980 - 1800)	2:26.64	2:14.68 [4]	1:59.90 [4]	1:44.03 [5]	1:28.81 [6]	1:13.22 [7]	0:58.32 [7]	0:43.90 [7]
	(2)	P C Nairn	4.2L (+2)	0:43.90	200-0 (0:14.22)	(0:11.96)	(0:14.78)	(0:15.87)	(0:15.22)	(0:15.60)	(0:14.89)	(0:14.42)	(0:14.74)
6	4	One El	2:26.67	0:29.18	52.8 (1980 - 1800)	2:26.67	2:14.38 [5]	1:59.57 [5]	1:43.73 [7]	1:28.50 [8]	1:13.07 [8]	0:58.12 [8]	0:43.74 [8]
	(4)	C J DeFilippi	4.4L (+15)	0:43.73	800-600 (0:14.39)	(0:12.29)	(0:14.81)	(0:15.83)	(0:15.23)	(0:15.43)	(0:14.95)	(0:14.39)	(0:14.52)
7	3	Rachmaninov	2:27.77	0:28.39	54.6 (1980 - 1800)	2:27.77	2:16.17 [3]	2:01.38 [3]	1:45.51 [3]	1:30.28 [4]	1:14.72 [5]	0:59.81 [5]	0:45.38 [5]
	(3)	J C Morrison	10.7L (-1)	0:45.37	800-600 (0:14.43)	(0:11.60)	(0:14.78)	(0:15.88)	(0:15.22)	(0:15.57)	(0:14.91)	(0:14.43)	(0:14.73)
8	1	B D Hall	2:29.05	0:29.52	51.7 (1800-1600)	2:29.05	2:16.25 [7]	2:01.43 [8]	1:45.90 [8]	1:31.07 [7]	1:15.77 [6]	1:00.81 [6]	0:46.52 [6]
	(1)	T M Williams	18.0L (+17)	0:46.51	800-600 (0:14.29)	(0:12.80)	(0:14.82)	(0:15.53)	(0:14.82)	(0:15.30)	(0:14.96)	(0:14.29)	(0:14.79)

Report Created: Fri 27 March 2026

(Note: Races are conducted over an approximate distance as close as possible to the advertised distance, and recorded data may vary accordingly. Official times refer to race times only and do not include handicap times.)

[] Position in running at each section and finish TAB# Saddle cloth number

-:--:-- No data available at this section

NA No data available

DNT Did not track

BAR# Barrier/Gate Position

DNF Did not finish

DT-W Distance travelled compared to winner in metres

[] Fastest split

[■] Fastest section



NZ Metropolitan Trotting Club Inc Harness
 Race 5: CONTINENTAL EVENT HIRE MOBILE TROT - 1980m
 27 March 2026 - 7:14PM



Weather: Cloudy

Field Times 0:29.62 0:14.77
 (Race Tempo) (0:14.86) (0:14.77)

Rank	TAB#	Horse	Overall Time	First 400m	Top Speed km/h (Section)	L400	L200						
	(BAR#)	Driver	Margin (DT-W)	Last 600m	Fastest Section (Time)	400 - 200	200 - Finish						
1	6	Ah Dinnae Ken	2:25.90	0:27.53	56.9 (1980 - 1800)	0:29.62 [1]	0:14.77 [1]						
	(6)	C R Ferguson		0:44.26	800-600 (0:14.36)	(0:14.86)	(0:14.77)						
2	8	Prestigious	2:25.94	0:29.13	51.8 (1800-1600)	0:29.43 [2]	0:14.63 [2]						
	(U1)	K A Butt	0.0L (+20)	0:44.11	800-600 (0:14.35)	(0:14.80)	(0:14.63)						
3	7	Freya	2:26.22	0:29.28	52.2 (1980 - 1800)	0:29.41 [4]	0:14.68 [4]						
	(7)	B T Hope	1.9L (+19)	0:44.07	800-600 (0:14.28)	(0:14.73)	(0:14.68)						
4	5	Zoltan Boscik	2:26.53	0:28.03	56.0 (1980 - 1800)	0:29.90 [3]	0:15.01 [3]						
	(5)	J F Curtin	3.6L (+1)	0:44.55	800-600 (0:14.37)	(0:14.89)	(0:15.01)						
5	2	Waterloo Station	2:26.64	0:28.79	53.0 (1980 - 1800)	0:29.16 [8]	0:14.22 [7]						
	(2)	P C Nairn	4.2L (+2)	0:43.90	200-0 (0:14.22)	(0:14.94)	(0:14.22)						
6	4	One El	2:26.67	0:29.18	52.8 (1980 - 1800)	0:29.21 [7]	0:14.52 [5]						
	(4)	C J DeFilippi	4.4L (+15)	0:43.73	800-600 (0:14.39)	(0:14.69)	(0:14.52)						
7	3	Rachmaninov	2:27.77	0:28.39	54.6 (1980 - 1800)	0:30.64 [5]	0:15.51 [6]						
	(3)	J C Morrison	10.7L (-1)	0:45.37	800-600 (0:14.43)	(0:15.13)	(0:15.51)						
8	1	B D Hall	2:29.05	0:29.52	51.7 (1800-1600)	0:31.73 [6]	0:16.53 [8]						
	(1)	T M Williams	18.0L (+17)	0:46.51	800-600 (0:14.29)	(0:15.19)	(0:16.53)						

Report Created: Fri 27 March 2026

(Note: Races are conducted over an approximate distance as close as possible to the advertised distance, and recorded data may vary accordingly. Official times refer to race times only and do not include handicap times.)

[] Position in running at each section and finish TAB# Saddle cloth number

-:--:- No data available at this section

NA No data available

DNT Did not track

BAR# Barrier/Gate Position

DNF Did not finish

DT-W Distance travelled compared to winner in metres

Fastest split

Fastest section

Horse/Jockey Name	Ah Dinnae Ken/C R Ferguson
Finish Rank	1
Fastest Section Time (Section)	0:14.36 (800-600)
Top Speed [km/h] (Section)	56.9 (1980 - 1800)
Race State	Finished



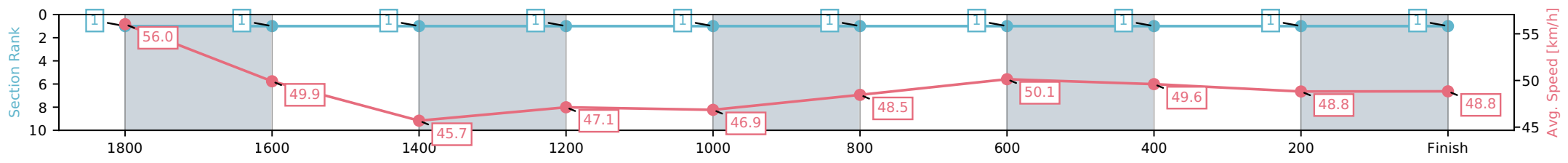
NZ Metropolitan Trotting Club Inc Harness
 Race 5: CONTINENTAL EVENT HIRE MOBILE TROT - 1980m



27 March 2026 - 7:14PM

Weather: Cloudy

Section	L1980	L1800	L1600	L1400	L1200	L1000	L800	L600	L400	L200
Section Times	2:25.90 (0:11.08)	2:14.82 [1] (0:14.59)	2:00.23 [1] (0:15.87)	1:44.36 [1] (0:15.28)	1:29.08 [1] (0:15.50)	1:13.58 [1] (0:14.96)	0:58.62 [1] (0:14.36)	0:44.26 [1] (0:14.63)	0:29.62 [1] (0:14.86)	0:14.77 [1] (0:14.77)
Average Speed [km/h]	56.0	49.9	45.7	47.1	46.9	48.5	50.1	49.6	48.8	48.8
Top Speed [km/h]	56.9	55.1	46.7	47.8	49.2	49.7	50.5	50.0	50.1	50.1
Avg. Dist. to Rail [m]	9.0	2.6	1.1	3.5	1.3	1.1	1.4	1.4	1.4	4.3



- [] Ranking at each section and finish
- :-:- No data available at this section
- NA No data available

Horse/Jockey Name	Prestigious/K A Butt
Finish Rank	2
Fastest Section Time (Section)	0:14.35 (800-600)
Top Speed [km/h] (Section)	51.8 (1800-1600)
Race State	Finished



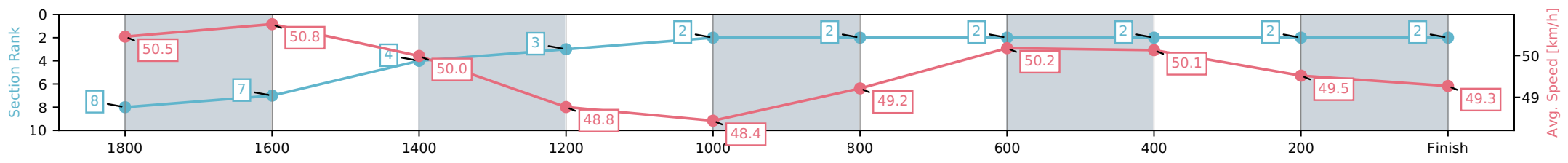
NZ Metropolitan Trotting Club Inc Harness
 Race 5: CONTINENTAL EVENT HIRE MOBILE TROT - 1980m



27 March 2026 - 7:14PM

Weather: Cloudy

Section	L1980	L1800	L1600	L1400	L1200	L1000	L800	L600	L400	L200
Section Times	2:25.94 (0:12.90)	2:13.04 [7] (0:14.68)	1:58.36 [4] (0:14.92)	1:43.43 [3] (0:14.77)	1:28.66 [2] (0:15.26)	1:13.40 [2] (0:14.95)	0:58.46 [2] (0:14.35)	0:44.10 [2] (0:14.68)	0:29.43 [2] (0:14.80)	0:14.63 [2] (0:14.63)
Average Speed [km/h]	50.5	50.8	50.0	48.8	48.4	49.2	50.2	50.1	49.5	49.3
Top Speed [km/h]	50.8	51.8	50.7	49.7	49.8	50.0	50.7	50.4	50.7	50.6
Avg. Dist. to Rail [m]	9.0	5.9	4.7	5.9	3.4	3.0	3.3	3.1	2.9	6.1



- [] Ranking at each section and finish
- :-:- No data available at this section
- NA No data available

Horse/Jockey Name	Freya/B T Hope
Finish Rank	3
Fastest Section Time (Section)	0:14.28 (800-600)
Top Speed [km/h] (Section)	52.2 (1980 - 1800)
Race State	Finished



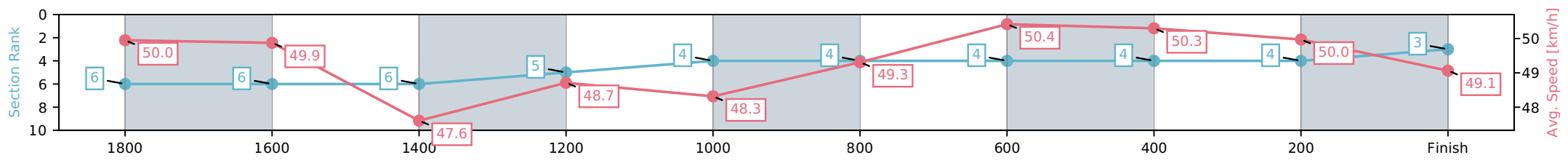
NZ Metropolitan Trotting Club Inc Harness
 Race 5: CONTINENTAL EVENT HIRE MOBILE TROT - 1980m



27 March 2026 - 7:14PM

Weather: Cloudy

Section	L1980	L1800	L1600	L1400	L1200	L1000	L800	L600	L400	L200
Section Times	2:26.22 (0:12.48)	2:13.74 [6] (0:14.82)	1:58.92 [6] (0:15.52)	1:43.40 [5] (0:14.78)	1:28.62 [4] (0:15.32)	1:13.30 [4] (0:14.95)	0:58.35 [4] (0:14.28)	0:44.07 [4] (0:14.66)	0:29.41 [4] (0:14.73)	0:14.68 [3] (0:14.68)
Average Speed [km/h]	50.0	49.9	47.6	48.7	48.3	49.3	50.4	50.3	50.0	49.1
Top Speed [km/h]	52.2	50.7	48.7	49.7	49.5	50.5	50.9	50.8	51.8	51.7
Avg. Dist. to Rail [m]	9.7	4.3	3.4	5.7	3.6	3.2	3.4	3.4	3.7	7.9



- [] Ranking at each section and finish
- :-:- No data available at this section
- NA No data available

Horse/Jockey Name	Zoltan Boscik/J F Curtin
Finish Rank	4
Fastest Section Time (Section)	0:14.37 (800-600)
Top Speed [km/h] (Section)	56.0 (1980 - 1800)
Race State	Finished



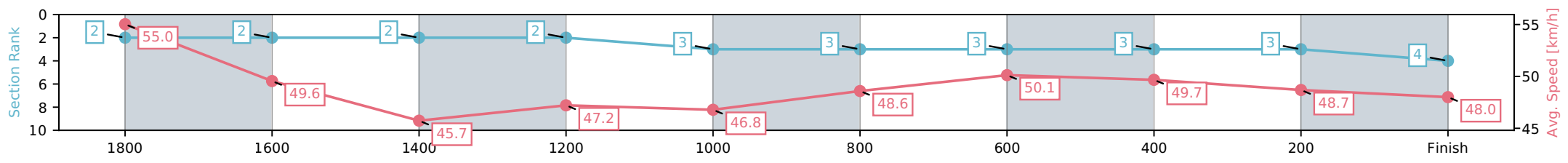
NZ Metropolitan Trotting Club Inc Harness
 Race 5: CONTINENTAL EVENT HIRE MOBILE TROT - 1980m



27 March 2026 - 7:14PM

Weather: Cloudy

Section	L1980	L1800	L1600	L1400	L1200	L1000	L800	L600	L400	L200
Section Times	2:26.53 (0:11.32)	2:15.21 [2] (0:14.71)	2:00.50 [2] (0:15.87)	1:44.63 [2] (0:15.26)	1:29.38 [3] (0:15.53)	1:13.84 [3] (0:14.92)	0:58.92 [3] (0:14.37)	0:44.55 [3] (0:14.65)	0:29.90 [3] (0:14.89)	0:15.01 [4] (0:15.01)
Average Speed [km/h]	55.0	49.6	45.7	47.2	46.8	48.6	50.1	49.7	48.7	48.0
Top Speed [km/h]	56.0	54.3	47.0	48.0	49.3	49.9	50.5	50.0	49.9	49.8
Avg. Dist. to Rail [m]	6.6	2.1	1.2	3.7	1.3	1.2	1.7	1.6	1.2	3.2



[] Ranking at each section and finish
 -:-:- No data available at this section
 NA No data available

Horse/Jockey Name	Waterloo Station/P C Nairn
Finish Rank	5
Fastest Section Time (Section)	0:14.22 (200-0)
Top Speed [km/h] (Section)	53.0 (1980 - 1800)
Race State	Finished



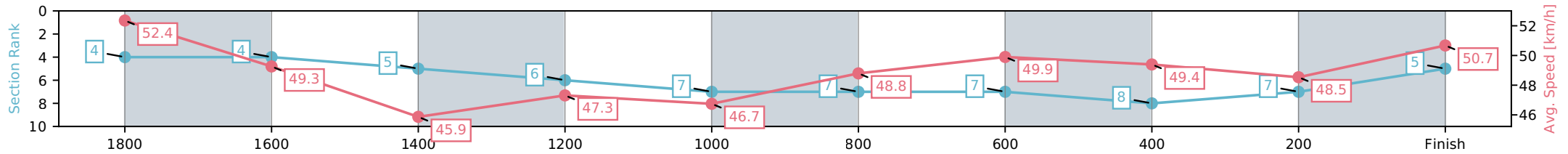
NZ Metropolitan Trotting Club Inc Harness
 Race 5: CONTINENTAL EVENT HIRE MOBILE TROT - 1980m



27 March 2026 - 7:14PM

Weather: Cloudy

Section	L1980	L1800	L1600	L1400	L1200	L1000	L800	L600	L400	L200
Section Times	2:26.64 (0:11.96)	2:14.68 [4] (0:14.78)	1:59.90 [5] (0:15.87)	1:44.03 [6] (0:15.22)	1:28.81 [7] (0:15.60)	1:13.22 [7] (0:14.89)	0:58.32 [7] (0:14.42)	0:43.90 [8] (0:14.74)	0:29.16 [7] (0:14.94)	0:14.22 [5] (0:14.22)
Average Speed [km/h]	52.4	49.3	45.9	47.3	46.7	48.8	49.9	49.4	48.5	50.7
Top Speed [km/h]	53.0	52.2	46.8	48.4	48.8	49.7	50.3	50.0	51.1	51.8
Avg. Dist. to Rail [m]	3.1	2.0	1.5	3.8	1.7	1.4	2.0	1.8	1.1	2.1



- [] Ranking at each section and finish
- :-:- No data available at this section
- NA No data available

Horse/Jockey Name	One El/C J DeFilippi
Finish Rank	6
Fastest Section Time (Section)	0:14.39 (800-600)
Top Speed [km/h] (Section)	52.8 (1980 - 1800)
Race State	Finished



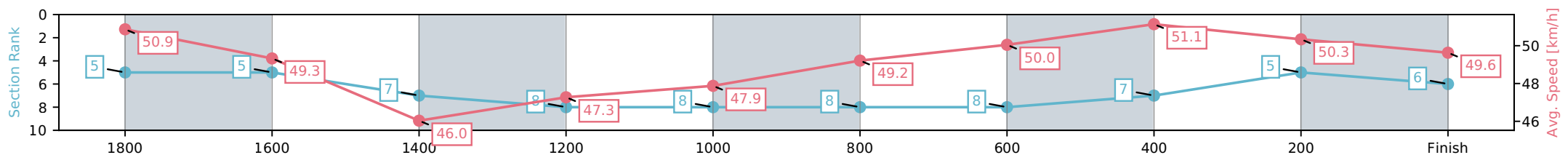
NZ Metropolitan Trotting Club Inc Harness
 Race 5: CONTINENTAL EVENT HIRE MOBILE TROT - 1980m



27 March 2026 - 7:14PM

Weather: Cloudy

Section	L1980	L1800	L1600	L1400	L1200	L1000	L800	L600	L400	L200
Section Times	2:26.67 (0:12.29)	2:14.38 [5] (0:14.81)	1:59.57 [7] (0:15.83)	1:43.73 [8] (0:15.23)	1:28.50 [8] (0:15.43)	1:13.07 [8] (0:14.95)	0:58.12 [8] (0:14.39)	0:43.74 [7] (0:14.52)	0:29.21 [5] (0:14.69)	0:14.52 [6] (0:14.52)
Average Speed [km/h]	50.9	49.3	46.0	47.3	47.9	49.2	50.0	51.1	50.3	49.6
Top Speed [km/h]	52.8	50.9	46.8	48.6	49.4	50.0	50.7	51.8	51.7	51.2
Avg. Dist. to Rail [m]	5.7	2.7	1.7	4.1	3.1	3.2	3.9	4.4	4.2	5.4



- [] Ranking at each section and finish
- :-:- No data available at this section
- NA No data available

Horse/Jockey Name	Rachmaninov/J C Morrison
Finish Rank	7
Fastest Section Time (Section)	0:14.43 (800-600)
Top Speed [km/h] (Section)	54.6 (1980 - 1800)
Race State	Finished



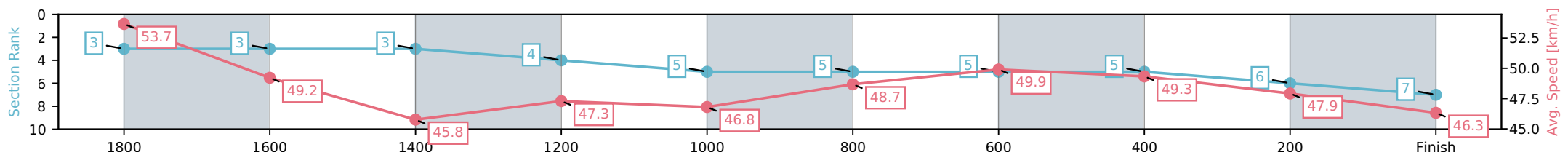
NZ Metropolitan Trotting Club Inc Harness
 Race 5: CONTINENTAL EVENT HIRE MOBILE TROT - 1980m



27 March 2026 - 7:14PM

Weather: Cloudy

Section	L1980	L1800	L1600	L1400	L1200	L1000	L800	L600	L400	L200
Section Times	2:27.77 (0:11.60)	2:16.17 [3] (0:14.78)	2:01.38 [3] (0:15.88)	1:45.51 [4] (0:15.22)	1:30.28 [5] (0:15.57)	1:14.72 [5] (0:14.91)	0:59.81 [5] (0:14.43)	0:45.38 [5] (0:14.73)	0:30.64 [6] (0:15.13)	0:15.51 [7] (0:15.51)
Average Speed [km/h]	53.7	49.2	45.8	47.3	46.8	48.7	49.9	49.3	47.9	46.3
Top Speed [km/h]	54.6	52.6	47.0	48.3	49.1	49.9	50.2	49.8	48.7	48.4
Avg. Dist. to Rail [m]	4.1	1.8	1.3	3.7	1.6	1.4	1.8	1.6	1.4	4.1



- [] Ranking at each section and finish
- :-:- No data available at this section
- NA No data available

Horse/Jockey Name	B D Hall/T M Williams
Finish Rank	8
Fastest Section Time (Section)	0:14.29 (800-600)
Top Speed [km/h] (Section)	51.7 (1800-1600)
Race State	Finished



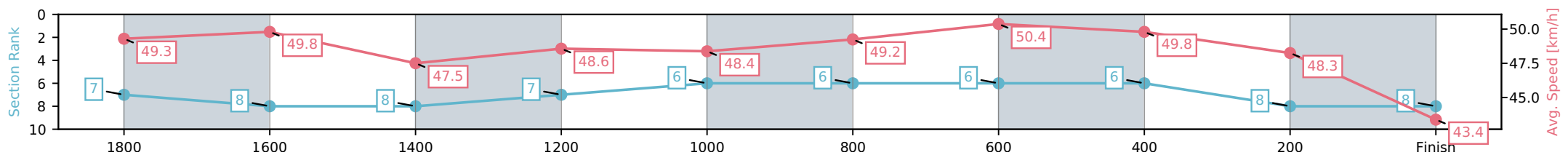
NZ Metropolitan Trotting Club Inc Harness
 Race 5: CONTINENTAL EVENT HIRE MOBILE TROT - 1980m



27 March 2026 - 7:14PM

Weather: Cloudy

Section	L1980	L1800	L1600	L1400	L1200	L1000	L800	L600	L400	L200
Section Times	2:29.05 (0:12.80)	2:16.25 [8] (0:14.82)	2:01.43 [8] (0:15.53)	1:45.90 [7] (0:14.82)	1:31.07 [6] (0:15.30)	1:15.77 [6] (0:14.96)	1:00.81 [6] (0:14.29)	0:46.52 [6] (0:14.79)	0:31.73 [8] (0:15.19)	0:16.53 [8] (0:16.53)
Average Speed [km/h]	49.3	49.8	47.5	48.6	48.4	49.2	50.4	49.8	48.3	43.4
Top Speed [km/h]	50.3	51.7	48.7	49.5	49.5	50.4	50.9	50.2	49.5	48.0
Avg. Dist. to Rail [m]	3.5	4.3	3.4	6.2	3.6	3.2	3.9	3.5	3.0	6.7



- [] Ranking at each section and finish
- :-:- No data available at this section
- NA No data available