



NZ Metropolitan Trotting Club Inc Harness
 Race 9: LAMB & HAYWARD MOBILE PACE - 1980m
 27 March 2026 - 8:59PM



Weather: Cloudy

Field Times (Race Tempo) 2:23.54 (0:11.03) 2:12.51 (0:14.68) 1:57.83 (0:15.22) 1:42.61 (0:14.61) 1:27.99 (0:15.71) 1:12.28 (0:14.87) 0:57.41 (0:14.31) 0:43.11 (0:14.42)

Rank	TAB#	Horse	Overall Time	First 400m	Top Speed km/h (Section)	L1980	L1800	L1600	L1400	L1200	L1000	L800	L600
	(BAR#)	Driver	Margin (DT-W)	Last 600m	Fastest Section (Time)	Start - 1800	1800 - 1600	1600 - 1400	1400 - 1200	1200 - 1000	1000 - 800	800 - 600	600 - 400
1	2	Mystery Creek	2:23.54	0:28.33	54.4 (200-0)	2:23.54	2:11.73 [6]	1:56.86 [6]	1:41.65 [6]	1:27.13 [6]	1:11.39 [6]	0:56.61 [6]	0:42.38 [6]
	(2)	B N Orange		0:42.39	200-0 (0:13.78)	(0:11.81)	(0:14.87)	(0:15.20)	(0:14.53)	(0:15.73)	(0:14.78)	(0:14.23)	(0:14.48)
2	5	Stumpy Blackler	2:23.66	0:27.90	54.9 (1980 - 1800)	2:23.66	2:12.11 [4]	1:57.30 [4]	1:42.17 [4]	1:27.54 [4]	1:11.85 [4]	0:57.04 [4]	0:42.79 [4]
	(5)	T M Williams	0.0L (-3)	0:42.79	200-0 (0:13.95)	(0:11.55)	(0:14.81)	(0:15.14)	(0:14.63)	(0:15.69)	(0:14.81)	(0:14.25)	(0:14.50)
3	10	Cinderella Franco	2:24.13	0:28.63	54.2 (1980 - 1800)	2:24.13	2:11.94 [9]	1:57.06 [8]	1:42.00 [7]	1:27.57 [7]	1:11.83 [7]	0:56.93 [7]	0:42.70 [7]
	(10)	Craig D Thornley	3.4L (-16)	0:42.70	200-0 (0:14.01)	(0:12.19)	(0:14.88)	(0:15.05)	(0:14.43)	(0:15.74)	(0:14.89)	(0:14.24)	(0:14.42)
4	4	Captain Cool	2:24.48	0:27.25	57.5 (1980 - 1800)	2:24.48	2:13.45 [1]	1:58.77 [1]	1:43.54 [1]	1:28.93 [1]	1:13.22 [1]	0:58.36 [1]	0:44.05 [1]
	(4)	J W Cox	5.4L (-20)	0:44.05	800-600 (0:14.31)	(0:11.03)	(0:14.68)	(0:15.22)	(0:14.61)	(0:15.71)	(0:14.86)	(0:14.31)	(0:14.42)
5	3	Route Sixty Six	2:24.59	0:27.62	56.1 (1980 - 1800)	2:24.59	2:13.26 [2]	1:58.51 [3]	1:43.27 [3]	1:28.71 [3]	1:12.98 [3]	0:58.11 [3]	0:43.83 [3]
	(3)	W J House	6.0L (-19)	0:43.82	800-600 (0:14.28)	(0:11.33)	(0:14.75)	(0:15.24)	(0:14.56)	(0:15.73)	(0:14.87)	(0:14.28)	(0:14.46)
6	7	Fusion Reactor	2:25.10	0:29.21	53.0 (1980 - 1800)	2:25.10	2:12.81 [10]	1:57.57 [10]	1:42.60 [9]	1:28.19 [9]	1:12.46 [9]	0:57.57 [9]	0:43.34 [9]
	(7)	O G Thornley	8.9L (-15)	0:43.33	800-600 (0:14.23)	(0:12.29)	(0:15.24)	(0:14.97)	(0:14.41)	(0:15.73)	(0:14.90)	(0:14.23)	(0:14.41)
7	8	My Wingman	2:25.26	0:29.05	54.3 (1980 - 1800)	2:25.26	2:13.42 [7]	1:57.91 [9]	1:42.71 [10]	1:28.26 [10]	1:12.48 [10]	0:57.60 [10]	0:43.50 [9]
	(8)	John R Dunn	9.9L (+0)	0:43.49	800-600 (0:14.10)	(0:11.84)	(0:15.51)	(0:15.20)	(0:14.45)	(0:15.78)	(0:14.88)	(0:14.10)	(0:14.54)
8	1	Zeus	2:25.50	0:27.96	54.2 (1980 - 1800)	2:25.50	2:13.77 [5]	1:59.12 [5]	1:43.88 [5]	1:29.31 [5]	1:13.56 [5]	0:58.74 [5]	0:44.44 [5]
	(1)	B M Thomas	11.2L (-19)	0:44.44	800-600 (0:14.29)	(0:11.73)	(0:14.66)	(0:15.24)	(0:14.57)	(0:15.75)	(0:14.82)	(0:14.29)	(0:14.47)
9	9	Lizzie Borden	2:25.53	0:27.54	56.1 (1980 - 1800)	2:25.53	2:14.14 [3]	1:59.54 [2]	1:44.47 [2]	1:29.83 [2]	1:14.08 [2]	0:59.22 [2]	0:44.97 [2]
	(9)	C J Dalgety	11.4L (-6)	0:44.97	800-600 (0:14.26)	(0:11.39)	(0:14.60)	(0:15.07)	(0:14.64)	(0:15.75)	(0:14.86)	(0:14.26)	(0:14.49)
10	6	B B Crunch	2:25.64	0:28.75	53.5 (1980 - 1800)	2:25.64	2:13.57 [8]	1:58.60 [7]	1:43.43 [8]	1:28.93 [8]	1:13.19 [8]	0:58.42 [8]	0:44.20 [8]
	(6)	S J Thornley	12.0L (-1)	0:44.20	800-600 (0:14.22)	(0:12.07)	(0:14.97)	(0:15.17)	(0:14.50)	(0:15.74)	(0:14.78)	(0:14.22)	(0:14.47)

Report Created: Fri 27 March 2026

(Note: Races are conducted over an approximate distance as close as possible to the advertised distance, and recorded data may vary accordingly. Official times refer to race times only and do not include handicap times.)

[] Position in running at each section and finish TAB# Saddle cloth number

-:-:- No data available at this section

NA No data available

DNT Did not track

BAR# Barrier/Gate Position

DNF Did not finish

DT-W Distance travelled compared to winner in metres

□ Fastest split

■ Fastest section



NZ Metropolitan Trotting Club Inc Harness
 Race 9: LAMB & HAYWARD MOBILE PACE - 1980m
 27 March 2026 - 8:59PM



Weather: Cloudy

Field Times 0:28.69 0:14.02
 (Race Tempo) (0:14.67) (0:14.02)

Rank	TAB#	Horse	Overall Time	First 400m	Top Speed km/h (Section)	L400	L200						
	(BAR#)	Driver	Margin (DT-W)	Last 600m	Fastest Section (Time)	400 - 200	200 - Finish						
1	2	Mystery Creek	2:23.54	0:28.33	54.4 (200-0)	0:27.91 [6]	0:13.78 [3]						
	(2)	B N Orange		0:42.39	200-0 (0:13.78)	(0:14.13)	(0:13.78)						
2	5	Stumpy Blackler	2:23.66	0:27.90	54.9 (1980 - 1800)	0:28.29 [4]	0:13.95 [2]						
	(5)	T M Williams	0.0L (-3)	0:42.79	200-0 (0:13.95)	(0:14.34)	(0:13.95)						
3	10	Cinderella Franco	2:24.13	0:28.63	54.2 (1980 - 1800)	0:28.28 [7]	0:14.01 [6]						
	(10)	Craig D Thornley	3.4L (-16)	0:42.70	200-0 (0:14.01)	(0:14.27)	(0:14.01)						
4	4	Captain Cool	2:24.48	0:27.25	57.5 (1980 - 1800)	0:29.63 [1]	0:14.96 [1]						
	(4)	J W Cox	5.4L (-20)	0:44.05	800-600 (0:14.31)	(0:14.67)	(0:14.96)						
5	3	Route Sixty Six	2:24.59	0:27.62	56.1 (1980 - 1800)	0:29.37 [3]	0:14.82 [4]						
	(3)	W J House	6.0L (-19)	0:43.82	800-600 (0:14.28)	(0:14.54)	(0:14.82)						
6	7	Fusion Reactor	2:25.10	0:29.21	53.0 (1980 - 1800)	0:28.93 [9]	0:14.60 [8]						
	(7)	O G Thornley	8.9L (-15)	0:43.33	800-600 (0:14.23)	(0:14.32)	(0:14.60)						
7	8	My Wingman	2:25.26	0:29.05	54.3 (1980 - 1800)	0:28.95 [10]	0:14.57 [10]						
	(8)	John R Dunn	9.9L (+0)	0:43.49	800-600 (0:14.10)	(0:14.38)	(0:14.57)						
8	1	Zeus	2:25.50	0:27.96	54.2 (1980 - 1800)	0:29.97 [5]	0:15.32 [7]						
	(1)	B M Thomas	11.2L (-19)	0:44.44	800-600 (0:14.29)	(0:14.65)	(0:15.32)						
9	9	Lizzie Borden	2:25.53	0:27.54	56.1 (1980 - 1800)	0:30.48 [2]	0:15.60 [5]						
	(9)	C J Dalgety	11.4L (-6)	0:44.97	800-600 (0:14.26)	(0:14.88)	(0:15.60)						
10	6	B B Crunch	2:25.64	0:28.75	53.5 (1980 - 1800)	0:29.73 [8]	0:15.03 [9]						
	(6)	S J Thornley	12.0L (-1)	0:44.20	800-600 (0:14.22)	(0:14.70)	(0:15.03)						

Report Created: Fri 27 March 2026

(Note: Races are conducted over an approximate distance as close as possible to the advertised distance, and recorded data may vary accordingly. Official times refer to race times only and do not include handicap times.)

[] Position in running at each section and finish TAB# Saddle cloth number
 -:-:- No data available at this section BAR# Barrier/Gate Position
 NA No data available DNF Did not finish
 DNT Did not track DT-W Distance travelled compared to winner in metres

Fastest split
 Fastest section

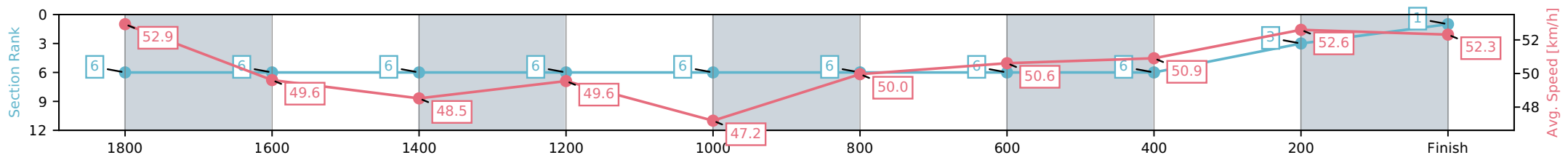
Horse/Jockey Name	Mystery Creek/B N Orange
Finish Rank	1
Fastest Section Time (Section)	0:13.78 (200-0)
Top Speed [km/h] (Section)	54.4 (200-0)
Race State	Finished



NZ Metropolitan Trotting Club Inc Harness
 Race 9: LAMB & HAYWARD MOBILE PACE - 1980m
 27 March 2026 - 8:59PM
 Weather: Cloudy



Section	L1980	L1800	L1600	L1400	L1200	L1000	L800	L600	L400	L200
Section Times	2:23.54 (0:11.81)	2:11.73 [6] (0:14.87)	1:56.86 [6] (0:15.20)	1:41.65 [6] (0:14.53)	1:27.13 [6] (0:15.73)	1:11.39 [6] (0:14.78)	0:56.61 [6] (0:14.23)	0:42.38 [6] (0:14.48)	0:27.91 [3] (0:14.13)	0:13.78 [1] (0:13.78)
Average Speed [km/h]	52.9	49.6	48.5	49.6	47.2	50.0	50.6	50.9	52.6	52.3
Top Speed [km/h]	53.8	50.4	49.3	51.3	49.4	51.7	51.4	51.4	54.2	54.4
Avg. Dist. to Rail [m]	5.0	3.9	3.3	6.1	3.8	3.4	3.7	3.3	5.1	8.0



[] Ranking at each section and finish
 -:-:- No data available at this section
 NA No data available

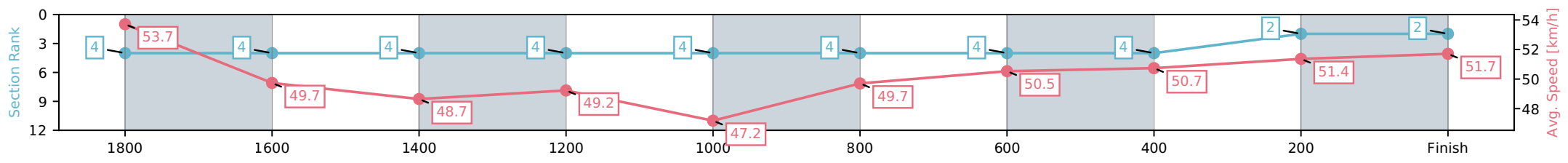
Horse/Jockey Name	Stumpy Blackler/T M Williams
Finish Rank	2
Fastest Section Time (Section)	0:13.95 (200-0)
Top Speed [km/h] (Section)	54.9 (1980 - 1800)
Race State	Finished



NZ Metropolitan Trotting Club Inc Harness
 Race 9: LAMB & HAYWARD MOBILE PACE - 1980m
 27 March 2026 - 8:59PM
 Weather: Cloudy



Section	L1980	L1800	L1600	L1400	L1200	L1000	L800	L600	L400	L200
Section Times	2:23.66 (0:11.55)	2:12.11 [4] (0:14.81)	1:57.30 [4] (0:15.14)	1:42.17 [4] (0:14.63)	1:27.54 [4] (0:15.69)	1:11.85 [4] (0:14.81)	0:57.04 [4] (0:14.25)	0:42.79 [4] (0:14.50)	0:28.29 [2] (0:14.34)	0:13.95 [2] (0:13.95)
Average Speed [km/h]	53.7	49.7	48.7	49.2	47.2	49.7	50.5	50.7	51.4	51.7
Top Speed [km/h]	54.9	51.9	49.9	50.9	49.4	50.9	50.8	51.2	52.8	52.9
Avg. Dist. to Rail [m]	8.1	3.8	3.1	5.9	3.5	3.1	3.6	3.0	3.9	6.5



[] Ranking at each section and finish
 -:-:- No data available at this section
 NA No data available

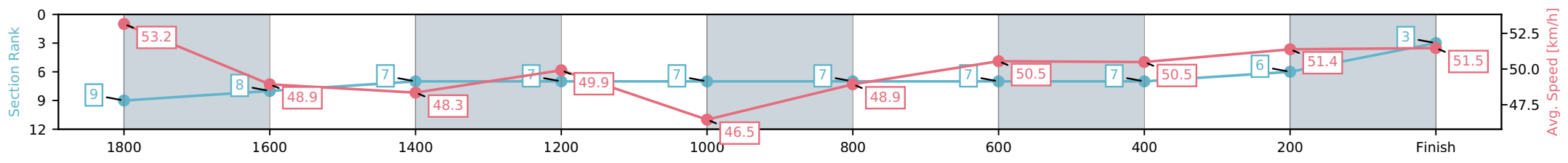
Horse/Jockey Name	Cinderella Franco/Craig D Thornley
Finish Rank	3
Fastest Section Time (Section)	0:14.01 (200-0)
Top Speed [km/h] (Section)	54.2 (1980 - 1800)
Race State	Finished



NZ Metropolitan Trotting Club Inc Harness
 Race 9: LAMB & HAYWARD MOBILE PACE - 1980m
 27 March 2026 - 8:59PM
 Weather: Cloudy



Section	L1980	L1800	L1600	L1400	L1200	L1000	L800	L600	L400	L200
Section Times	2:24.13 (0:12.19)	2:11.94 [8] (0:14.88)	1:57.06 [7] (0:15.05)	1:42.00 [7] (0:14.43)	1:27.57 [7] (0:15.74)	1:11.83 [7] (0:14.89)	0:56.93 [7] (0:14.24)	0:42.70 [7] (0:14.42)	0:28.28 [6] (0:14.27)	0:14.01 [3] (0:14.01)
Average Speed [km/h]	53.2	48.9	48.3	49.9	46.5	48.9	50.5	50.5	51.4	51.5
Top Speed [km/h]	54.2	51.5	49.7	51.1	48.6	50.7	51.0	50.9	52.4	52.5
Avg. Dist. to Rail [m]	3.3	2.1	1.5	4.2	2.1	1.7	2.1	1.7	3.4	9.6



[] Ranking at each section and finish
 -:-:- No data available at this section
 NA No data available

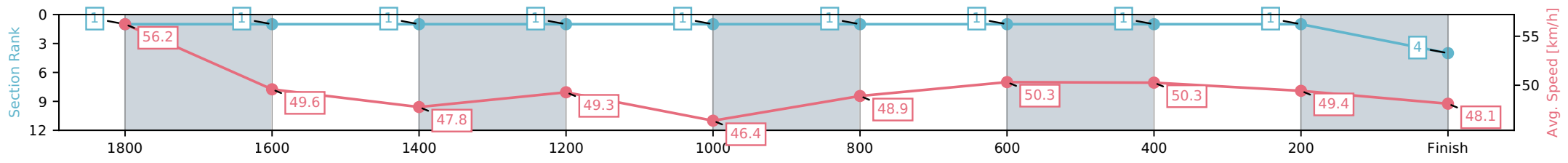
Horse/Jockey Name	Captain Cool/J W Cox
Finish Rank	4
Fastest Section Time (Section)	0:14.31 (800-600)
Top Speed [km/h] (Section)	57.5 (1980 - 1800)
Race State	Finished



NZ Metropolitan Trotting Club Inc Harness
 Race 9: LAMB & HAYWARD MOBILE PACE - 1980m
 27 March 2026 - 8:59PM
 Weather: Cloudy



Section	L1980	L1800	L1600	L1400	L1200	L1000	L800	L600	L400	L200
Section Times	2:24.48 (0:11.03)	2:13.45 [1] (0:14.68)	1:58.77 [1] (0:15.22)	1:43.54 [1] (0:14.61)	1:28.93 [1] (0:15.71)	1:13.22 [1] (0:14.86)	0:58.36 [1] (0:14.31)	0:44.05 [1] (0:14.42)	0:29.63 [1] (0:14.67)	0:14.96 [4] (0:14.96)
Average Speed [km/h]	56.2	49.6	47.8	49.3	46.4	48.9	50.3	50.3	49.4	48.1
Top Speed [km/h]	57.5	53.2	50.3	52.1	48.6	49.6	50.9	50.7	50.5	50.0
Avg. Dist. to Rail [m]	6.8	2.2	1.4	4.1	1.7	1.3	1.6	1.2	1.4	5.2



[] Ranking at each section and finish
 -:-:- No data available at this section
 NA No data available

Horse/Jockey Name	Route Sixty Six/W J House
Finish Rank	5
Fastest Section Time (Section)	0:14.28 (800-600)
Top Speed [km/h] (Section)	56.1 (1980 - 1800)
Race State	Finished



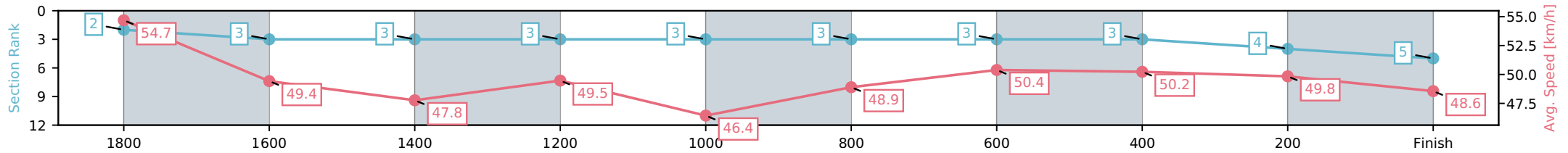
NZ Metropolitan Trotting Club Inc Harness
 Race 9: LAMB & HAYWARD MOBILE PACE - 1980m



27 March 2026 - 8:59PM

Weather: Cloudy

Section	L1980	L1800	L1600	L1400	L1200	L1000	L800	L600	L400	L200
Section Times	2:24.59 (0:11.33)	2:13.26 [3] (0:14.75)	1:58.51 [3] (0:15.24)	1:43.27 [3] (0:14.56)	1:28.71 [3] (0:15.73)	1:12.98 [3] (0:14.87)	0:58.11 [3] (0:14.28)	0:43.83 [3] (0:14.46)	0:29.37 [4] (0:14.54)	0:14.82 [5] (0:14.82)
Average Speed [km/h]	54.7	49.4	47.8	49.5	46.4	48.9	50.4	50.2	49.8	48.6
Top Speed [km/h]	56.1	52.4	49.1	51.5	48.7	50.5	50.7	50.6	50.0	50.0
Avg. Dist. to Rail [m]	5.3	2.2	1.7	4.2	1.9	1.4	2.0	1.4	1.2	3.5



- [] Ranking at each section and finish
- :-:- No data available at this section
- NA No data available

Horse/Jockey Name	Fusion Reactor/O G Thornley
Finish Rank	6
Fastest Section Time (Section)	0:14.23 (800-600)
Top Speed [km/h] (Section)	53.0 (1980 - 1800)
Race State	Finished



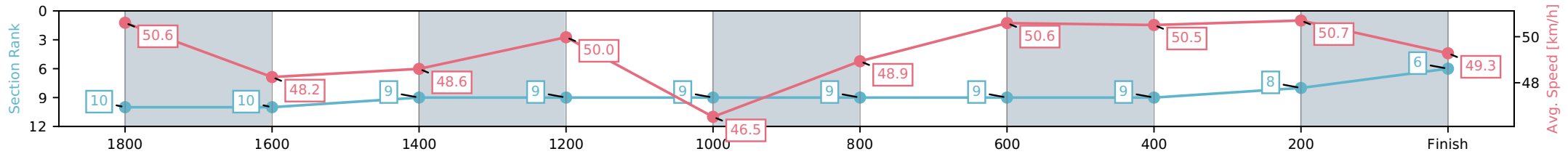
NZ Metropolitan Trotting Club Inc Harness
 Race 9: LAMB & HAYWARD MOBILE PACE - 1980m



27 March 2026 - 8:59PM

Weather: Cloudy

Section	L1980	L1800	L1600	L1400	L1200	L1000	L800	L600	L400	L200
Section Times	2:25.10 (0:12.29)	2:12.81 [10] (0:15.24)	1:57.57 [9] (0:14.97)	1:42.60 [9] (0:14.41)	1:28.19 [9] (0:15.73)	1:12.46 [9] (0:14.90)	0:57.57 [9] (0:14.23)	0:43.34 [9] (0:14.41)	0:28.93 [8] (0:14.32)	0:14.60 [6] (0:14.60)
Average Speed [km/h]	50.6	48.2	48.6	50.0	46.5	48.9	50.6	50.5	50.7	49.3
Top Speed [km/h]	53.0	49.1	49.5	51.4	48.6	50.6	51.0	50.9	51.4	51.3
Avg. Dist. to Rail [m]	11.2	4.0	1.6	4.3	2.1	1.7	2.2	1.7	1.4	1.8



- [] Ranking at each section and finish
- :-:- No data available at this section
- NA No data available

Horse/Jockey Name	My Wingman/John R Dunn
Finish Rank	7
Fastest Section Time (Section)	0:14.10 (800-600)
Top Speed [km/h] (Section)	54.3 (1980 - 1800)
Race State	Finished



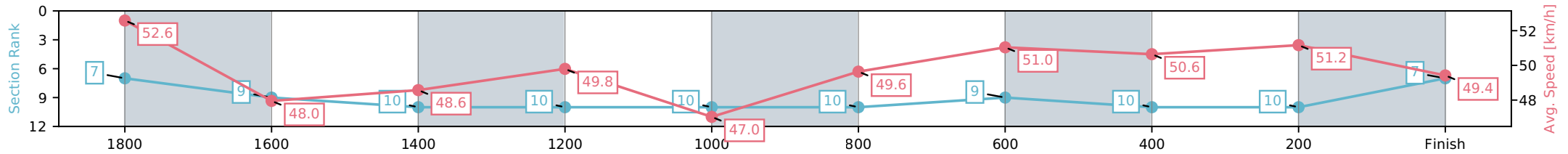
NZ Metropolitan Trotting Club Inc Harness
Race 9: LAMB & HAYWARD MOBILE PACE - 1980m



27 March 2026 - 8:59PM

Weather: Cloudy

Section	L1980	L1800	L1600	L1400	L1200	L1000	L800	L600	L400	L200
Section Times	2:25.26 (0:11.84)	2:13.42 [9] (0:15.51)	1:57.91 [10] (0:15.20)	1:42.71 [10] (0:14.45)	1:28.26 [10] (0:15.78)	1:12.48 [10] (0:14.88)	0:57.60 [9] (0:14.10)	0:43.50 [10] (0:14.54)	0:28.95 [10] (0:14.38)	0:14.57 [7] (0:14.57)
Average Speed [km/h]	52.6	48.0	48.6	49.8	47.0	49.6	51.0	50.6	51.2	49.4
Top Speed [km/h]	54.3	49.7	49.3	51.3	49.2	51.3	52.0	50.8	52.3	52.2
Avg. Dist. to Rail [m]	12.4	5.5	3.4	6.4	3.9	3.3	3.9	3.3	3.5	8.0



- [] Ranking at each section and finish
- :-:- No data available at this section
- NA No data available

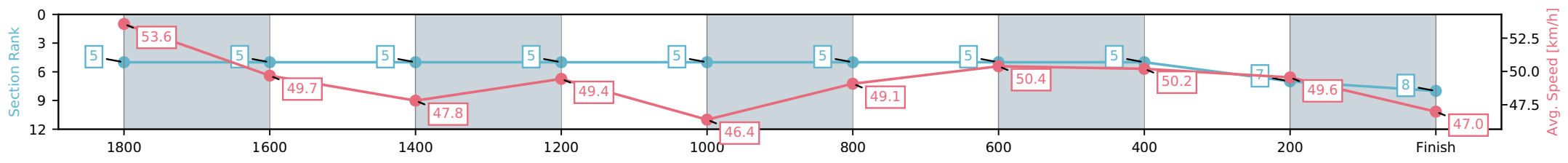
Horse/Jockey Name	Zeus/B M Thomas
Finish Rank	8
Fastest Section Time (Section)	0:14.29 (800-600)
Top Speed [km/h] (Section)	54.2 (1980 - 1800)
Race State	Finished



NZ Metropolitan Trotting Club Inc Harness
 Race 9: LAMB & HAYWARD MOBILE PACE - 1980m
 27 March 2026 - 8:59PM
 Weather: Cloudy



Section	L1980	L1800	L1600	L1400	L1200	L1000	L800	L600	L400	L200
Section Times	2:25.50 (0:11.73)	2:13.77 [5] (0:14.66)	1:59.12 [5] (0:15.24)	1:43.88 [5] (0:14.57)	1:29.31 [5] (0:15.75)	1:13.56 [5] (0:14.82)	0:58.74 [5] (0:14.29)	0:44.44 [5] (0:14.47)	0:29.97 [7] (0:14.65)	0:15.32 [8] (0:15.32)
Average Speed [km/h]	53.6	49.7	47.8	49.4	46.4	49.1	50.4	50.2	49.6	47.0
Top Speed [km/h]	54.2	52.4	48.7	51.2	48.9	50.6	50.8	50.6	49.9	48.9
Avg. Dist. to Rail [m]	2.7	1.9	1.7	4.2	2.0	1.6	1.9	1.4	1.5	3.8



[] Ranking at each section and finish
 -:-:- No data available at this section
 NA No data available

Horse/Jockey Name	Lizzie Borden/C J Dalgety
Finish Rank	9
Fastest Section Time (Section)	0:14.26 (800-600)
Top Speed [km/h] (Section)	56.1 (1980 - 1800)
Race State	Finished



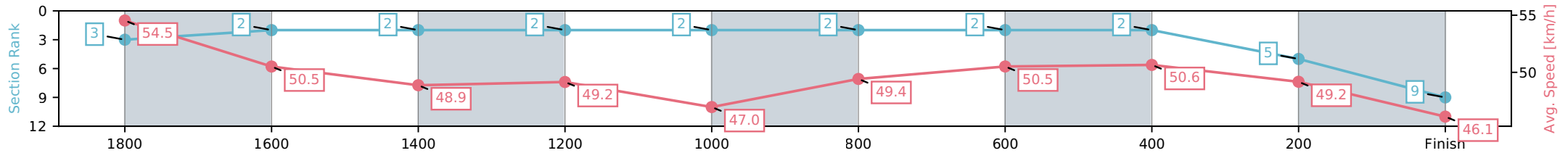
NZ Metropolitan Trotting Club Inc Harness
 Race 9: LAMB & HAYWARD MOBILE PACE - 1980m



27 March 2026 - 8:59PM

Weather: Cloudy

Section	L1980	L1800	L1600	L1400	L1200	L1000	L800	L600	L400	L200
Section Times	2:25.53 (0:11.39)	2:14.14 [2] (0:14.60)	1:59.54 [2] (0:15.07)	1:44.47 [2] (0:14.64)	1:29.83 [2] (0:15.75)	1:14.08 [2] (0:14.86)	0:59.22 [2] (0:14.26)	0:44.97 [2] (0:14.49)	0:30.48 [5] (0:14.88)	0:15.60 [9] (0:15.60)
Average Speed [km/h]	54.5	50.5	48.9	49.2	47.0	49.4	50.5	50.6	49.2	46.1
Top Speed [km/h]	56.1	53.0	51.2	51.8	49.0	50.3	50.7	51.0	50.2	47.6
Avg. Dist. to Rail [m]	13.7	4.4	3.1	5.9	3.3	2.7	3.3	2.7	2.8	5.5



- [] Ranking at each section and finish
- :-:- No data available at this section
- NA No data available

Horse/Jockey Name	B B Crunch/S J Thornley
Finish Rank	10
Fastest Section Time (Section)	0:14.22 (800-600)
Top Speed [km/h] (Section)	53.5 (1980 - 1800)
Race State	Finished



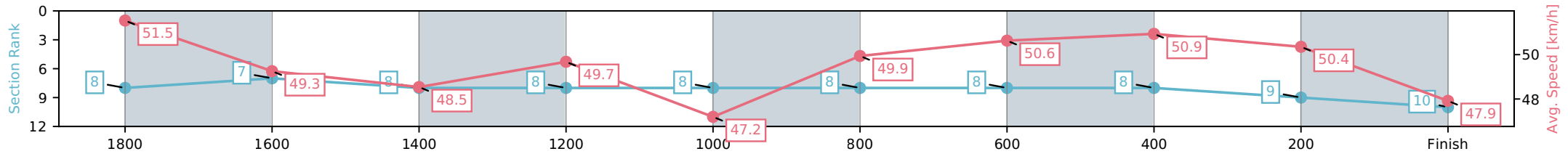
NZ Metropolitan Trotting Club Inc Harness
 Race 9: LAMB & HAYWARD MOBILE PACE - 1980m



27 March 2026 - 8:59PM

Weather: Cloudy

Section	L1980	L1800	L1600	L1400	L1200	L1000	L800	L600	L400	L200
Section Times	2:25.64 (0:12.07)	2:13.57 [7] (0:14.97)	1:58.60 [8] (0:15.17)	1:43.43 [8] (0:14.50)	1:28.93 [8] (0:15.74)	1:13.19 [8] (0:14.78)	0:58.42 [8] (0:14.22)	0:44.20 [8] (0:14.47)	0:29.73 [9] (0:14.70)	0:15.03 [10] (0:15.03)
Average Speed [km/h]	51.5	49.3	48.5	49.7	47.2	49.9	50.6	50.9	50.4	47.9
Top Speed [km/h]	53.5	50.0	49.0	51.5	49.3	51.7	51.8	51.6	50.8	49.9
Avg. Dist. to Rail [m]	9.3	3.8	3.2	6.1	3.9	3.4	3.8	3.3	4.6	9.2



- [] Ranking at each section and finish
- :-:- No data available at this section
- NA No data available